


Industri Keuangan Non Bank  
*Non Bank Financial Institution*



**Statistik Perasuransian**  
*Insurance Statistics*

**2014**





Statistik Perasuransian 2014 diterbitkan oleh Otoritas Jasa Keuangan  
Republik Indonesia Pertanyaan, saran dan kritik dapat disampaikan  
ke alamat email: [dsib@ojk.go.id](mailto:dsib@ojk.go.id)

---

*Insurance Statistic 2014 published by Financial Services Authority  
of the Republic of Indonesia Please submit all questions,  
suggestions and critics to: [dsib@ojk.go.id](mailto:dsib@ojk.go.id)*

# KATA PENGANTAR

## FOREWORD

Dengan mengucapkan syukur ke hadirat Tuhan Yang Maha Esa, buku "Perasuransian Indonesia 2014" ini akhirnya dapat diterbitkan untuk seluruh masyarakat Indonesia, khususnya pemerhati industri perasuransian di Indonesia.

Buku "Perasuransian Indonesia 2014" ini merupakan penerbitan laporan kegiatan usaha perasuransian yang ke-47 yang berisi tentang kegiatan usaha perasuransian tahun 2014 beserta perkembangannya selama lima tahun terakhir. Buku ini disusun sebagai salah satu sarana untuk memberikan informasi kepada masyarakat mengenai usaha perasuransian di Indonesia. Besar harapan kami, buku ini dapat bermanfaat bagi masyarakat, khususnya industri asuransi dan pengguna yang tertarik dengan industri asuransi Indonesia. Buku ini juga dapat diakses melalui situs resmi Otoritas Jasa Keuangan dengan alamat [www.ojk.go.id](http://www.ojk.go.id).

Sejak penerbitan buku "Perasuransian 2012", angka-angka pada lampiran asuransi jiwa dan asuransi kerugian, khususnya pada data keuangan, merupakan angka asuransi konvensional saja. Data mengenai asuransi syariah disajikan tersendiri. Data yang digunakan dalam data agregat pada bab I dan data keuangan yang disajikan dalam lampiran buku "Perasuransian Indonesia 2014" ini disusun berdasarkan laporan keuangan tahun 2014 yang telah diaudit oleh akuntan publik. Data teknis asuransi disusun berdasarkan laporan operasional tahun 2014 yang dilaporkan perusahaan kepada Otoritas Jasa Keuangan.

Kami menyadari kebutuhan penyempurnaan buku tahunan ini masih sangat tinggi. Kritik dan saran penyempurnaan masih sangat kami harapkan. Akhir kata, kami mohon maaf apabila masih ditemukan kesalahan data dan informasi yang disajikan dalam buku ini.

*Let us offer praises and gratitude to God Almighty for His mercy and blessing that the book of "Indonesian Insurance 2014" can be published for Indonesian communities and insurance industry observers in particular.*

*This is the 47th publication series of insurance business activities report, which covers the Indonesian insurance business in 2014 and its development in the last five consecutive years. This book is published as one of the tools for sharing information to public about Indonesia insurance business. It is our great wishes that this book would be useful for public, especially for insurance communities who are interested in Indonesian insurance industry. It is assessible through the official website of Indonesia Financial Services Authority at [www.ojk.go.id](http://www.ojk.go.id)*

*Since publication of "Indonesian Insurance 2012", the figures in the appendix life insurance and general insurance, specifically in commercial insurance financial data, include conventional insurance data only. Data on Sharia insurance is presented in a separate table. The financial data presented in aggregate data in chapter I and in the exhibit of this book were compiled from the 2014 audited financial statements of insurance business. The technical data were compiled from the 2014 operational reports submitted to Financial Services Authority.*

*We realize that the book still needs a lot of improvements. Constructive comments and inputs are most welcome. Lastly, we apologize for any incorrect data and information that may be presented.*

Jakarta, November 2014

*Jakarta, November 2014*

Otoritas Jasa Keuangan, Republik Indonesia

*Financial Services Authority, Republic of Indonesia*

## DAFTAR ISI

## CONTENTS

Kata Pengantar <i>Foreword</i>	i	Daftar Isi <i>Contents</i>	ii	Indikator Kunci <i>Key Indicator</i>	ix
-----------------------------------	---	-------------------------------	----	---	----

## IKHTISAR KEGIATAN USAHA PERASURANSIAN DI INDONESIA TAHUN 2014 SUMMARY OF INDONESIAN INSURANCE BUSINESS ACTIVITIES IN 2014

<b>A</b>	<b>UMUM</b> <i>GENERAL</i>		1
<b>B</b>	<b>STRUKTUR PASAR</b> <i>MARKET STRUCTURE</i>		1
	Tabel 1.1      Pertumbuhan Jumlah Perusahaan Perasuransian <i>Table 1.1      The Growth of Total Insurance Companies</i>		2
<b>C</b>	<b>PERTUMBUHAN PREMI BRUTO</b> <i>GROWTH OF GROSS PREMIUM</i>		2
	Tabel 1.2      Premi Bruto dan Produk Domestik Bruto <i>Table 1.2      Gross Premium and Gross Domestic Product</i>		3
	Tabel 1.3      Premi Bruto Menurut Jenis Usaha <i>Table 1.3      Gross Premium According to Insurance Sectors</i>		4
	Grafik 1.1      Alokasi Premi Bruto Menurut Sektor Usaha Tahun 2014 <i>Graph 1.1      Gross Premiums Allocation According to Insurance Sectors in 2014</i>		4
<b>D</b>	<b>PERTUMBUHAN JUMLAH KLAIM DIBAYAR</b> <i>THE GROWTH OF CLAIMS PAID</i>		4
	Tabel 1.4      Pertumbuhan Klaim Dibandingkan dengan Premi Bruto <i>Table 1.4      The Growth of Claim Paid Relative to Gross Premium</i>		5
	Grafik 1.2.a    Proporsi Klaim Dibayar Menurut Jenis Usaha Tahun 2014 <i>Graph 1.2.a    Claim Paid According to Insurance Sectors in 2014</i>		6
	Grafik 1.2.b    Rasio Klaim Dibayar terhadap Premi Bruto <i>Graph 1.2.b    Ratio of Claims Paid to Gross Premiums</i>		6
<b>E</b>	<b>PERTUMBUHAN JUMLAH KEKAYAAN DAN INVESTASI</b> <i>THE GROWTH OF ASSETS AND INVESTMENTS</i>		6
	Tabel 1.5      Jumlah Kekayaan Industri Asuransi <i>Table 1.5      The Total Assets of Insurance Industry</i>		7
	Grafik 1.3      Kekayaan Industri Asuransi Menurut Jenis Usaha Tahun 2014 <i>Graph 1.3      The Assets of Insurance Industry According to Insurance Sectors in 2014</i>		8
	Tabel 1.6      Jumlah Investasi Industri Asuransi <i>Table 1.6      Total Investments of Insurance Industry</i>		9
	Grafik 1.4.a    Persentase Investasi untuk Setiap Sektor Usaha Tahun 2014 <i>Graph 1.4.a    The Percentage of Investment for Each Insurance Sector in 2014</i>		9
	Grafik 1.4.b    Rasio Investasi terhadap Kekayaan Sektor Industri Asuransi 2010 -2014 <i>Graph 1.4.b    The Ratio of Investment Relative to Total Assets of Insurance Industry Sector 2010 - 2014</i>		10
	Tabel 1.7      Portofolio Investasi Industri Asuransi <i>Table 1.7      The Investment Portfolio of Insurance Industry</i>		10
	Grafik 1.5      Portofolio Investasi Industri Asuransi Tahun 2014 <i>Graph 1.5      The Investment Portfolio of Insurance Industry in 2014</i>		11
<b>F</b>	<b>NERACA PEMBAYARAN JASA ASURANSI KERUGIAN DAN REASURANSI</b> <i>BALANCE OF SERVICES PAYMENT OF NON LIFE INSURANCE AND REINSURANCE</i>		12
	Tabel 1.8      Kegiatan Asuransi Ke dan Dari Luar Negeri <i>Table 1.8      The Balance of Payment of Insurance Industry</i>		12
	Grafik 1.6.a    Transaksi Berjalan Sektor Asuransi <i>Graph 1.6.a    Balance of Payment of Insurance Sector</i>		13

	Grafik 1.6.b	Rasio Klaim Kegiatan Bisnis Reasuransi dengan Luar Negeri	13
	Graph 1.6.b	<i>The Claim Ratio of International Reinsurance Business Activities</i>	
<b>G</b>		<b>USAHA ASURANSI DAN REASURANSI DENGAN PRINSIP SYARIAH</b>	<b>14</b>
		<b>SHARIA INSURANCE AND REINSURANCE BUSINESS</b>	
	<b>G.1</b>	<b>STRUKTUR PASAR ASURANSI DENGAN PRINSIP SYARIAH</b>	<b>14</b>
		<b>THE MARKET STRUCTURE OF SHARIA INSURANCE BUSINESS</b>	
	Tabel 1.9	Pertumbuhan Usaha Asuransi dan Reasuransi dengan Prinsip Syariah	14
	Table 1.9	<i>The Growth of Sharia Insurance and Reinsurance Business</i>	
	<b>G.2</b>	<b>PERTUMBUHAN PREMI BRUTO DAN KLAIM BRUTO</b>	<b>14</b>
		<b>THE GROWTH OF GROSS PREMIUM AND GROSS CLAIM</b>	
	Tabel 1.10	Pertumbuhan Usaha Asuransi dan Reasuransi dengan Prinsip Syariah	15
	Table 1.10	<i>The Growth of Sharia Insurance and Reinsurance Business</i>	
	Tabel 1.11	Pertumbuhan Usaha Asuransi Jiwa dengan Prinsip Syariah	16
	Table 1.11	<i>The Growth of Sharia Life Insurance Business</i>	
	Tabel 1.12	Pertumbuhan Usaha Asuransi Kerugian dan Reasuransi dengan Prinsip Syariah	16
	Table 1.12	<i>The Growth of Sharia Non-Life Insurance and Reinsurance Business</i>	
	<b>G.3</b>	<b>PERTUMBUHAN RASIO KLAIM</b>	<b>17</b>
		<b>THE GROWTH OF CLAIM RATIO</b>	
	Tabel 1.13	Pertumbuhan Rasio Klaim Usaha Asuransi dengan Prinsip Syariah	17
	Table 1.13	<i>The Growth of Claim Ratio of Sharia Insurance Business</i>	
	<b>G.4</b>	<b>PANGSA PASAR ASURANSI DENGAN PRINSIP SYARIAH</b>	<b>17</b>
		<b>THE MARKET SHARE OF SHARIA INSURANCE</b>	
	Tabel 1.14	Pangsa Pasar Asuransi dengan Prinsip Syariah	17
	Table 1.14	<i>The Market Share of Sharia Insurance Business</i>	
<b>H</b>		<b>UNIT LINK</b>	<b>18</b>
		<b>UNIT LINK</b>	
	Tabel 1.15	Neraca Perusahaan Asuransi yang Memasarkan Unit Link Tahun 2014	18
	Table 1.15	<i>The Balance Sheet of Insurance Companies Selling Unit Link in 2014</i>	
	Tabel 1.16	Labarugi Perusahaan Asuransi yang Memasarkan Unit Link Tahun 2014	19
	Table 1.16	<i>Profit/Loss of Insurance Companies Selling Unit Link in 2014</i>	
<b>I</b>		<b>USAHA PIALANG ASURANSI DAN REASURANSI, SERTA PERUSAHAAN PENILAI KERUGIAN ASURANSI</b>	<b>19</b>
		<b>INSURANCE AND REINSURANCE BROKERS AND LOSS ADJUSTERS BUSINESS</b>	
	Tabel 1.17	Pertumbuhan Komisi Pialang dan Premi Asuransi Melalui Pialang	19
	Table 1.17	<i>The Growth of Brokers' Commissions and Gross Premiums</i>	
	Tabel 1.18	Rekapitulasi Banyaknya Jumlah Klaim yang Dinilai oleh Perusahaan Penilai Kerugian Asuransi	20
	Table 1.18	<i>The Recapitulation of Claims Appraised By Loss Adjusters</i>	
	Grafik 1.7	Pertumbuhan Kekayaan, Kewajiban, Modal Sendiri Usaha Pialang Asuransi dan Reasuransi Tahun 2010 - 2014	21
	Graph 1.7	<i>The Growth of The Assets, Liabilities, Equity of Insurance &amp; Reinsurance Brokers Business Years 2010 -2014</i>	
	Grafik 1.8	Pertumbuhan Pendapatan, Biaya, Laba/Rugi Usaha Pialang Asuransi dan Reasuransi Tahun 2010 - 2014	21
	Graph 1.8	<i>The Growth of The Incomes, Expenses, Profit / Loss of Insurance &amp; Reinsurance Brokers Business Years 2010 -2014</i>	
<b>J</b>		<b>REKAPITULASI TENAGA KERJA DAN AGEN</b>	<b>22</b>
		<b>RECAPITULATION OF EMPLOYEES AND AGENTS</b>	
	Tabel 1.19	Konvensional	22
	Table 1.19	<i>Conventional</i>	

Tabel 1.20	Syariah	22
Table 1.20	Sharia	

<b>K</b>	<b>CATATAN</b>	<b>23</b>
	<b>NOTES</b>	

### LAMPIRAN I/APPENDIX I USAHA ASURANSI KERUGIAN DAN REASURANSI NON LIFE INSURANCE AND REINSURANCE BUSINESS

Tabel 2.1	Rekapitulasi Neraca Tahun 2014	27
Table 2.1	The Recapitulation of Balance Sheet in 2014	
Tabel 2.1.1	Rekapitulasi Investasi Tahun 2014	29
Table 2.1.1	The Recapitulation of Investments in 2014	
Tabel 2.1.2	Rekapitulasi Bukan Investasi Tahun 2014	31
Table 2.1.2	The Recapitulation of Non Investments in 2014	
Tabel 2.1.3	Rekapitulasi Hasil Investasi Tahun 2014	33
Table 2.1.3	The Recapitulation of Investment Income in 2014	
Tabel 2.2	Rekapitulasi Laba / Rugi Tahun 2014	35
Table 2.2	The Recapitulation of Income Statement in 2014	
Tabel 2.3	Kekayaan Perusahaan Tahun 2010 - 2014	38
Table 2.3	The Assets of Companies in Years 2010 - 2014	
Tabel 2.4	Lab a / Rugi Perusahaan Tahun 2010 - 2014	40
Table 2.4	The Income Statement of Companies in Years 2010 -2014	
Tabel 2.5	Investasi dan Cadangan Teknis Perusahaan Tahun 2010 - 2014	42
Table 2.5	Investments and Technical Reserves of Companies in Year 2010 - 2014	
Tabel 2.6	Neraca Gabungan per 31 Desember 2014	44
Table 2.6	The Consolidated Balance Sheet as at December 31, 2014	
Tabel 2.7	Laporan Laba / Rugi Gabungan Tahun 2014	45
Table 2.7	The Consolidated Income Statement in 2014	
Tabel 2.8	Neraca Gabungan per 31 Desember 2010 - 2014	46
Table 2.8	The Consolidated Balance Sheet as at December 31, 2010 - 2014	
Tabel 2.9	Laporan Laba / Rugi Gabungan Tahun 2010 - 2014	48
Table 2.9	The Consolidated Income Statement in 2010 - 2014	
Tabel 2.10	Rekapitulasi Premi, Klaim, dan Komisi Tahun 2014	49
Table 2.10	The Recapitulation of Premiums, Claims and Commissions Year 2014	
Tabel 2.11	Premi Usaha Asuransi Kerugian dan Reasuransi Tahun 2014	67
Table 2.11	The Premiums of Non Life Insurance and Reinsurance Business in 2014	
Tabel 2.12	Klaim Usaha Asuransi Kerugian dan Reasuransi Tahun 2014	95
Table 2.12	The Claims of Non Life Insurance and Reinsurance Business in 2014	
Tabel 2.13	Pertumbuhan Premi Bruto dan Klaim Bruto Tahun 2010 - 2014	123
Table 2.13	The Growth of Gross Premium and Gross Claim in 2010 - 2014	
Tabel 2.14	Pertumbuhan Premi Neto dan Klaim Neto Tahun 2010 - 2014	125
Table 2.14	The Growth of Net Premiums and Net Claims in 2010 - 2014	

### LAMPIRAN II/APPENDIX II USAHA ASURANSI JIWA LIFE INSURANCE BUSINESS

Tabel 3.1	Rekapitulasi Neraca Per 31 Desember 2014	129
Table 3.1	The Recapitulation of Balance Sheet as at December 31, 2014	
Tabel 3.1.1	Rekapitulasi Investasi per 31 Desember 2014	131
Table 3.1.1	The Recapitulation of Investment as at December 31, 2014	
Tabel 3.1.2	Rekapitulasi Bukan Investasi per 31 Desember 2014	133
Table 3.1.2	The Recapitulation of Non Investment Assets as at December 31, 2014	
Tabel 3.1.3	Rekapitulasi Hasil Investasi Tahun 2014	135
Table 3.1.3	The Recapitulation of Investment Income in Year 2014	
Tabel 3.2	Rekapitulasi Neraca Produk Asuransi Yang Dikaitkan dengan Investasi Tahun 2014	136
Table 3.2	The Recapitulation of Unit Link Balance Sheet In 2014	

Tabel 3.3 <i>Table 3.3</i>	Rekapitulasi Perhitungan Laba / Rugi Tahun 2014 <i>The Recapitulation of Income Statement in 2014</i>	137
Tabel 3.4 <i>Table 3.4</i>	Rekapitulasi Laba / Rugi Produk Asuransi Yang Dikaitkan Dengan Investasi Tahun 2014 <i>The Recapitulation of Unit Link Income Statement In 2014</i>	139
Tabel 3.5 <i>Table 3.5</i>	Kekayaan, Kewajiban Dan Modal Sendiri Usaha Asuransi Jiwa Tahun 2010 - 2014 <i>Assets, Liabilities And Equity of Life Insurance Business In Year 2010-2014</i>	140
Tabel 3.6 <i>Table 3.6</i>	Lab a / Rugi Usaha Asuransi Jiwa Tahun 2010 - 2014 <i>The Income Statement of Life Insurance Business in Year 2010- 2014</i>	141
Tabel 3.7 <i>Table 3.7</i>	Investasi dan Cadangan Teknis Perusahaan Tahun 2010 - 2014 <i>Investments and Technical Reserves of Companies In Year 2010 - 2014</i>	142
Tabel 3.8 <i>Table 3.8</i>	Neraca Gabungan per 31 Desember 2014 <i>Consolidated Balance Sheet as at December 31, 2014</i>	143
Tabel 3.9 <i>Table 3.9</i>	Laporan Laba / Rugi Gabungan Tahun 2014 <i>Consolidated Income Statement in 2014</i>	144
Tabel 3.10 <i>Table 3.10</i>	Neraca Gabungan per 31 Desember 2010 - 2014 <i>Consolidated Balance Sheet as at December 31, 2010- 2014</i>	145
Tabel 3.11 <i>Table 3.11</i>	Laporan Laba / Rugi Gabungan Tahun 2010 - 2014 <i>Consolidated Income Statement in Year 2010-2014</i>	146
Tabel 3.12.1.A <i>Table 3.12.1.A</i>	Laporan Premi Pertanggungungan Baru per Cabang Asuransi Tahun 2014 <i>First Year Premium Report per Line of Business Year 2014</i>	147
Tabel 3.12.1.B <i>Table 3.12.1.B</i>	Laporan Premi Lanjutan per Cabang Asuransi Tahun 2014 <i>Continuance Premium Report per Line of Business Year 2014</i>	148
Tabel 3.12.2 <i>Table 3.12.2</i>	Laporan Premi Murni per Cabang Asuransi Tahun 2014 <i>Premium Report per Line of Business Year 2014</i>	149
Tabel 3.12.3 <i>Table 3.12.3</i>	Laporan Asumsi Biaya per Cabang Asuransi Tahun 2014 <i>Loading Assumption Report per Line of Business Year 2014</i>	150
Tabel 3.12.4 <i>Table 3.12.4</i>	Laporan Premi Tahun 2014 <i>Premium Report Year 2014</i>	151
Tabel 3.13.1 <i>Table 3.13.1</i>	Cadangan Premi per 31 Desember 2014 <i>Premium Reserve as at December 31, 2014</i>	152
Tabel 3.13.2 <i>Table 3.13.2</i>	Cadangan Atas Premi yang Belum Merupakan Pendapatan (CAPYBMP) <i>Unearned Premium Reserve (UPR)</i>	154
Tabel 3.14 <i>Table 3.14</i>	Jumlah Tertanggung dan Uang Pertanggungungan Tahun 2010-2014 <i>The Number of Insured and Sum Insured Years 2010 -2014</i>	155
Tabel 3.15 <i>Table 3.15</i>	Portofoliopel per 31 Desember 2014 per Cabang Asuransi <i>Portfolio per Line of Business as at December 31, 2014</i>	156
Tabel 3.16 <i>Table 3.16</i>	Pertanggungungan yang Berlaku pada Awal Tahun 2014 <i>Policies In force at The Beginning of The Year 2014</i>	170
Tabel 3.16.1 <i>Table 3.16.1</i>	Pertanggungungan Baru untuk Tahun 2014 <i>New Business for The Year 2014</i>	172
Tabel 3.16.2 <i>Table 3.16.2</i>	Pemulihan Kembali Polis untuk Tahun 2014 <i>Reinstatement for The Year 2014</i>	174
Tabel 3.16.3 <i>Table 3.16.3</i>	Perubahan dari Cabang lain untuk Tahun 2014 <i>Alteration from Other Plans for the Year 2014</i>	176
Tabel 3.16.4 <i>Table 3.16.4</i>	Meninggal dalam Tahun 2014 <i>Death for The Year 2014</i>	178
Tabel 3.16.5 <i>Table 3.16.5</i>	Habis Kontrak dalam Tahun 2014 <i>Maturities for The Year 2014</i>	180
Tabel 3.16.6 <i>Table 3.16.6</i>	Pemutusan Kontrak Produk Yang Dihasilkan Tahun 2014 <i>Lapse for Products Produced for The Year 2014</i>	181
Tabel 3.16.7 <i>Table 3.16.7</i>	Pemutusan Kontrak Produk Yang Dihasilkan Tahun 2013 <i>Lapse for Products Produced for The Year 2013</i>	182
Tabel 3.16.8 <i>Table 3.16.8</i>	Pemutusan Kontrak Produk Yang Dihasilkan Tahun 2012 <i>Lapse for Products Produced for The Year 2012</i>	183

Tabel 3.16.9	Perubahan ke Cabang Lain untuk Tahun 2014	184
Table 3.16.9	<i>Alteration to Other Plans for the Year 2014</i>	
Tabel 3.17	Pertanggung pada Akhir Tahun 2014	185
Table 3.17	<i>Policies In forced at The End of The Year 2014</i>	
Tabel 3.18.1	Pertanggung Baru Tahun 2010 - 2014	186
Table 3.18.1	<i>New Business Years 2010 - 2014</i>	
Tabel 3.18.2	Meninggal Tahun 2010 - 2014	188
Table 3.18.2	<i>Death Years 2010 - 2014</i>	
Tabel 3.18.3	Habis Kontrak Tahun 2010 - 2014	190
Table 3.18.3	<i>Maturity Years 2010 - 2014</i>	
Tabel 3.18.4	Pemutusan Kontrak Tahun 2010 - 2014	192
Table 3.18.4	<i>Lapse Years 2010 - 2014</i>	
Tabel 3.19	Pertumbuhan Jumlah Tertanggung dan Uang Pertanggung Tahun 2010 -2014	194
Table 3.19	<i>The Growth of Number of Insured and Sum Insured Years 2010 - 2014</i>	

### LAMPIRAN III/APPENDIX III USAHA ASURANSI DAN REASURANSI SYARIAH SHARIA INSURANCE AND REINSURANCE BUSINESS

<b>DANA PERUSAHAAN/SHAREHOLDERS FUND</b>		
Tabel 4.1A	Rekapitulasi Neraca Dana Perusahaan per 31 Desember 2014	197
Table 4.1A	<i>The Recapitulation of Balance Sheet of Shareholders Fund as of 31 December 2014</i>	
Tabel 4.1A.1	Rekapitulasi Investasi Dana Perusahaan per 31 Desember 2014	198
Table 4.1A.1	<i>The Recapitulation of Investment of Shareholders Fund as of 31 December 2014</i>	
Tabel 4.1A.2	Rekapitulasi Aset Bukan Investasi Dana Perusahaan per 31 Desember 2014	199
Table 4.1A.2	<i>The Recapitulation of Non- Investment Assets of Shareholders Fund as of 31 December 2014</i>	
Tabel 4.2A	Rekapitulasi Laba/Rugi Dana Perusahaan per 31 Desember 2014	200
Table 4.2A	<i>The Recapitulation of Income Statement of Shareholders Fund In 2014</i>	
Tabel 4.3A	Hasil Investasi Dana Perusahaan Tahun 2014	201
Table 4.3A	<i>Investment Income of Shareholders Fund in 2014</i>	
Tabel 4.4A	Neraca Dana Perusahaan per 31 Desember 2014	202
Table 4.4A	<i>Consolidated Balance Sheet of Shareholders Fund as at December 31, 2014</i>	
Tabel 4.5A	Labarugi Dana Perusahaan per 31 Desember 2014	203
Table 4.5A	<i>The Recapitulation of Income Statement of Shareholders Fund in 2014</i>	
<b>DANA TABARRU/TABARRU FUND</b>		
Tabel 4.1B	Rekapitulasi Neraca Dana Tabarru per 31 Desember 2014	204
Table 4.1B	<i>The Recapitulation of Balance Sheet of Tabarru Fund as of 31 December 2014</i>	
Tabel 4.1B.1	Rekapitulasi Investasi Dana Tabarru per 31 Desember 2014	205
Table 4.1B.1	<i>The Recapitulation of Investment of Tabarru Fund as of 31 December 2014</i>	
Tabel 4.1B.2	Rekapitulasi Aset Bukan Investasi Dana Tabarru per 31 Desember 2014	206
Table 4.1B.2	<i>The Recapitulation of Non- Investment Assets of Tabarru Fund as of 31 December 2014</i>	
Tabel 4.2B	Hasil Investasi Dana Tabarru Tahun 2014	207
Table 4.2B	<i>Investment Income of Tabarru Fund in 2014</i>	
Tabel 4.3B	Neraca Dana Tabarru per 31 Desember 2014	208
Table 4.3B	<i>Consolidated Balance Sheet of Tabarru Fund as at December 31, 2014</i>	
Tabel 4.4B	Surplus Underwriting Dana Tabarru per 31 Desember 2014	209
Table 4.4B	<i>Underwriting Surplus of Tabarru Fund in 2014</i>	
Tabel 4.5B	Rekapitulasi Premi, Klaim dan Komisi Tahun 2014	210
Table 4.5B	<i>The Recapitulation of Premiums, Claims and Commissions Year 2014</i>	
Tabel 4.6B	Premi Usaha Asuransi Kerugian dan Reasuransi Syariah Tahun 2014	228
Table 4.6B	<i>The Premiums of Sharia Non Life Insurance and Reinsurance Business In 2014</i>	
Tabel 4.7B	Klaim Usaha Asuransi Kerugian dan Reasuransi Syariah Tahun 2014	243
Table 4.7B	<i>The Claims of Sharia Non Life Insurance and Reinsurance Business In 2014</i>	



## USAHA ASURANSI JIWA SYARIAH SHARIA LIFE INSURANCE BUSINESS SHAREHOLDERS FUND

<b>DANA PERUSAHAAN/SHAREHOLDERS FUND</b>		
Tabel 4.1C <i>Table 4.1C</i>	Rekapitulasi Neraca Dana Perusahaan per 31 Desember 2014 <i>The Recapitulation of Balance Sheet of Shareholders Fund as of 31 December 2014</i>	261
Tabel 4.1C.1 <i>Table 4.1C.1</i>	Rekapitulasi Investasi Dana Perusahaan per 31 Desember 2014 <i>The Recapitulation of Investment of Shareholders Fund as of 31 December 2014</i>	262
Tabel 4.1C.2 <i>Table 4.1C.2</i>	Rekapitulasi Aset Bukan Investasi Dana Perusahaan per 31 Desember 2014 <i>The Recapitulation of Non- Investment Assets of Shareholders Fund as of 31 December 2014</i>	263
Tabel 4.2C <i>Table 4.2C</i>	Rekapitulasi Laba/Rugi Dana Perusahaan per 31 Desember 2014 <i>The Recapitulation of Income Statement of Shareholders Fund In 2014</i>	264
Tabel 4.3C <i>Table 4.3C</i>	Hasil Investasi Dana Perusahaan Tahun 2014 <i>Investment Income of Shareholders Fund in 2014</i>	265
Tabel 4.4C <i>Table 4.4C</i>	Neraca Dana Perusahaan per 31 Desember 2014 <i>Consolidated Balance Sheet of Shareholders Fund as at December 31, 2014</i>	266
Tabel 4.5C <i>Table 4.5C</i>	Laba/Rugi Dana Perusahaan per 31 Desember 2014 <i>The Recapitulation of Income Statement of Shareholders Fund in 2014</i>	267
<b>DANA TABARRU/TABARRU FUND</b>		
Tabel 4.1D <i>Table 4.1D</i>	Rekapitulasi Neraca Dana Tabarru per 31 Desember 2014 <i>The Recapitulation of Balance Sheet of Tabarru Fund as of 31 December 2014</i>	268
Tabel 4.1D.1 <i>Table 4.1D.1</i>	Rekapitulasi Investasi Dana Tabarru per 31 Desember 2014 <i>The Recapitulation of Investment of Tabarru Fund as of 31 December 2014</i>	269
Tabel 4.1D.2 <i>Table 4.1D.2</i>	Rekapitulasi Aset Bukan Investasi Dana Tabarru per 31 Desember 2014 <i>The Recapitulation of Non-Investment Assets of Tabarru Fund as of 31 December 2014</i>	270
Tabel 4.2D <i>Table 4.2D</i>	Hasil Investasi Dana Tabarru Tahun 2014 <i>Investment Income of Tabarru Fund in 2014</i>	271
Tabel 4.3D <i>Table 4.3D</i>	Neraca Dana Tabarru per 31 Desember 2014 <i>Consolidated Balance Sheet of Tabarru Fund as at December 31, 2014</i>	272
Tabel 4.4D <i>Table 4.4D</i>	Surplus Underwriting Dana Tabarru per 31 Desember 2014 <i>Underwriting Surplus of Tabarru Fund in 2014</i>	273
Tabel 4.5D <i>Table 4.5D</i>	Portopel per Cabang Asuransi per 31 Desember 2014 <i>Portofolio per Line of Business as at December 2014</i>	274
Tabel 4.6D.1 <i>Table 4.6D.1</i>	Premi Pertanggungungan Baru per Cabang Asuransi Tahun 2014 <i>First Year Premium Per Line of Business Year 2014</i>	285
Tabel 4.6D.2 <i>Table 4.6D.2</i>	Premi Pertanggungungan Lanjutan per Cabang Asuransi Tahun 2014 <i>Continuance Premium Per Line of Business Year 2014</i>	286
Tabel 4.6D.3 <i>Table 4.6D.3</i>	Manfaat (Klaim) Asuransi Syariah Tahun 2014 <i>Sharia Insurance Benefit and Claim year 2014</i>	287
Tabel 4.6D.4 <i>Table 4.6D.4</i>	Laporan Premi Murni Per Cabang Asuransi Tahun 2014 <i>Net Premium Report Per Line Of Business Year 2014</i>	288
Tabel 4.7D.1 <i>Table 4.7D.1</i>	Cadangan Premi Per 31 Desember 2014 <i>Premium Reserve As At December 31, 2014</i>	290
Tabel 4.7D.2 <i>Table 4.7D.2</i>	Cadangan Atas Premi Yang Belum Merupakan Pendapatan (CAPYBMP) <i>Unearned Premium Reserve (UPR)</i>	291
<b>DANA INVESTASI PERSERTA/PARTICIPANTS INVESTMENT FUND</b>		
Tabel 4.1E <i>Table 4.1E</i>	Rekapitulasi Neraca Dana Investasi Peserta per 31 Desember 2014 <i>The Recapitulation of Balance Sheet of Participants Investment Fund as of 31 December 2014</i>	306
Tabel 4.1E.1 <i>Table 4.1E.1</i>	Rekapitulasi Investasi Dana Investasi Peserta per 31 Desember 2014 <i>The Recapitulation of Investment of Participants Investment Fund as of 31 December 2014</i>	307
Tabel 4.1E.2 <i>Table 4.1E.2</i>	Rekapitulasi Aset Bukan Investasi Dana Investasi Peserta per 31 Desember 2014 <i>The Recapitulation of Non- Investment Assets of Participants Investment Fund as of 31 December 2014</i>	308

Tabel 4.2E	Neraca Dana Investasi Peserta per 31 Desember 2014	309
Table 4.2E	<i>Investment Income of Participants Investment Fund in 2014</i>	
Tabel 4.3E	Perubahan Dana Investasi Peserta per 31 Desember 2014	310
Table 4.3E	<i>Consolidated Balance Sheet Participants Investment Fund as at December 31, 2014</i>	

#### **LAMPIRAN IV/APPENDIX IV PROGRAM ASURANSI UNTUK PEGAWAI NEGERI SIPIL DAN TNI / POLRI INSURANCE PROGRAM FOR CIVIL SERVANTS AND ARMED FORCES / POLICE**

Tabel 5.1	Rekapitulasi Neraca Tahun 2014	313
Table 5.1	<i>The Recapitulation of Balance Sheets in 2014</i>	
Tabel 5.2	Rekapitulasi Perhitungan Laba / Rugi Tahun 2014	314
Table 5.2	<i>The Recapitulation of Income Statement in 2014</i>	
Tabel 5.3	Pertumbuhan Data Teknis Tahun 2010 - 2014	315
Table 5.3	<i>The Growth of Technical Data in 2010 - 2014</i>	
Tabel 5.4	Neraca Gabungan per 31 Desember 2009 & 2014	316
Table 5.4	<i>Consolidated Balance Sheet as at December 31, 2009 &amp; 2014</i>	
Tabel 5.5	Laporan Laba / Rugi Gabungan Tahun 2009 & 2014	317
Table 5.5	<i>Consolidated Profit / Loss Statement in 2009 &amp; 2014</i>	

#### **LAMPIRAN V/APPENDIX V PROGRAM ASURANSI SOSIAL DAN JAMINAN SOSIAL TENAGA KERJA SOCIAL INSURANCE PROGRAM AND WORKERS SOCIAL SECURITY**

Tabel 6.1	Rekapitulasi Neraca Tahun 2014	321
Table 6.1	<i>The Recapitulation of Balance Sheets in 2014</i>	
Tabel 6.2	Rekapitulasi Perhitungan Laba / Rugi Tahun 2014	322
Table 6.2	<i>The Recapitulation of Income Statement in 2014</i>	
Tabel 6.3	Pertumbuhan Data Teknis Tahun 2010 - 2014	323
Table 6.3	<i>The Growth of Technical Data in 2010 - 2014</i>	
Tabel 6.4	Neraca Gabungan per 31 Desember 2009 & 2014	324
Table 6.4	<i>Consolidated Balance Sheet as at December 31, 2009 &amp; 2014</i>	
Tabel 6.5	Laporan Laba / Rugi Gabungan Tahun 2009 & 2014	325
Table 6.5	<i>Consolidated Profit / Loss Statement in 2009 &amp; 2014</i>	

#### **LAMPIRAN VI/APPENDIX VI USAHA PIALANG ASURANSI DAN REASURANSI SERTA PERUSAHAAN PENILAI KERUGIAN ASURANSI INSURANCE AND REINSURANCE BROKERS AND LOSS ADJUSTERS BUSINESS**

Tabel 7.1	Rekapitulasi Jumlah Klaim yang Dinilai oleh Perusahaan Penilai Kerugian Asuransi	329
Table 7.1	<i>The Recapitulation of Claims Appraised by Loss Adjusters</i>	
Tabel 7.2	Rekapitulasi Premi dan Komisi Tahun 2014	330
Table 7.2	<i>The Recapitulation of Premiums and Commissions in 2014</i>	
Tabel 7.3	Rekapitulasi Neraca per 31 Desember 2014	348
Table 7.3	<i>The Recapitulation of Balance Sheet as at December 31, 2014</i>	
Tabel 7.4	Rekapitulasi Perhitungan Laba / Rugi Tahun 2014	352
Table 7.4	<i>The Recapitulation of Profit / Loss in 2014</i>	
Tabel 7.5	Investasi Tahun 2010 - 2014	358
Table 7.5	<i>Investments in Year 2010 - 2014</i>	
Tabel 7.6	Kekayaan, Kewajiban, dan Modal Sendiri Tahun 2010 - 2014	362
Table 7.6	<i>Assets, Liabilities, and Equities in Year 2010 - 2014</i>	
Tabel 7.7	Labanya / Rugi Tahun 2010 - 2014	366
Table 7.7	<i>Profit / Loss in Year 2010 - 2014</i>	

# INDIKATOR KUNCI

## KEY INDICATORS

ECONOMICS AND INSURANCE DEVELOPMENT DATA	2009	2010	2011	2012	2013	2014
(1)	(2)	(3)	(4)	(5)	(6)	(7)
<b>1 National Income Aggregate*</b>						
Gross Domestic Product						
At Current Market Price	5.603,80	6.422,90	7.427,10	8.241,90	9.084,00	10.542,70
(Trillion Rp)						
Annual Change (%)	13,24	14,62	15,63	10,97	10,22	16,06
At year 2000 Market Price (Trillion Rp)**	2.177,00	2.310,70	2.463,20	2.618,10	2.770,00	2.909,18
Annual Change (%)	4,55	6,14	6,60	6,29	5,80	5,02
<b>2 Inflation Rate (Annual Change of CPI)*</b>	2,78	6,96	3,79	4,30	8,38	8,06
<b>3 Exchange Rate (Per US\$1)*</b>	9.404,00	8.991,00	9.068,00	10.025,39	12.189,00	12.440,00
<b>4 Population (Million)*</b>	237,50	237,60	241,10	244,00	248,80	252,00
<b>5 Employment (in 000)*</b>						
Labour Force	113,83	116,53	117,37	118,05	118,19	121,87
Number of Employed (Formal Sector)	104,87	108,21	109,67	110,81	110,80	114,63
<b>6 Market Structure</b>						
Number of Registered Insurers :	144	141	139	140	141	141
Life Insurers	46	45	45	47	47	50
General Insurers	89	87	85	84	85	81
Professional Reinsurers	4	4	4	4	4	5
Social Insurer & Jamsostek	2	2	2	2	2	-
Civil Servant & Armed Forces	3	3	3	3	3	-
Agencies Administering Social Insurance						2
Companies Administering Mandatory Insurance						3
Insurance and Reinsurance Brokers	164	159	165	179	182	157
Loss Adjusters	28	27	27	26	25	26
Actuarial Consultants	29	28	29	29	28	29
Agen Companies	14	16	21	24	25	29
<b>7 Insurance Development:</b>						
Per Capita Expenditure (Rp)***	448.193,00	853.483,00	644.468,00	720.878,71	775.985,97	981.297,07
Total Industry Asset (Trillion)	320,89	405,23	479,84	584,02	659,73	807,68
<b>As % of GDP:</b>						
Life Sum Insureds	7,67	7,56	16,41	13,56	13,42	9,26
Life Premiums	0,61	0,52	0,63	0,65	0,54	0,56
Non-life and Reinsurance Gross Premiums	0,52	0,50	0,45	0,54	0,51	0,52
Life Assets	2,53	2,93	3,96	3,27	3,23	3,49
Non-Life and Reinsurance Assets	0,72	0,75	0,75	0,81	1,18	1,20
<b>LIFE INSURANCE DATA</b>						
Total New Business except PA and Health						
Number of Policies (In Unit)	12.043.414,00	13.192.184,00	15.424.823,81	15.964.094,08	15.424.823,81	15.859.030,57
Sum Insured (Trillion Rp)	429,60	485,68	930,18	1.117,25	1.218,86	975,89
Annual Premium (Trillion Rp)	34,29	33,25	46,64	53,23	49,42	58,95

\* Source: Central of Statistic Bureau (BPS)

\*\* The Constant Price is Based on Year 2000 Market Price

\*\*\* Total Gross Premiums / Number of Population

<b>ECONOMICS AND INSURANCE DEVELOPMENT DATA</b>	<b>2009</b>	<b>2010</b>	<b>2011</b>	<b>2012</b>	<b>2013</b>	<b>2014</b>
<b>(1)</b>	<b>(2)</b>	<b>(3)</b>	<b>(4)</b>	<b>(5)</b>	<b>(6)</b>	<b>(7)</b>
<b>Total Business In Force :</b>						
<i>Number of Policies (In Unit)</i>	38.387.734	34.564.028	44.450.625	49.682.841	44.450.625	49.070.446,97
<i>Sum Insured (Trillion Rp)</i>	1.361,07	1.654,93	2.241	2.657,82	2.551,37	2.622,11
<i>Annual Premium (Trillion Rp)</i>	61,73	75,06	89,77	108,33	110,06	115,15
<i>Number of Policies as % of Population</i>	16,16	14,57	16,02	10,89	10,25	19,43
<i>Premium Reserves (Trillion Rp)</i>	113,01	153,21	210,69	188,35	210,69	222,07
<i>Total Assets (Trillion Rp)</i>	141,65	188,46	293,74	269,25	293,74	368,06
<b>NON-LIFE INSURANCE &amp; REINSURANCE DATA</b>						
<i>Gross Premium (Trillion Rp)*</i>	28,99	32,05	33,72	44,24	46,37	54,70
<b>Net Premium (Million Rp) :</b>						
<i>Total</i>	13.739.771,00	15.775.776,39	18.479.176,44	26.034.592,46	28.583.316,87	30.126.686,04
<i>Property</i>	2.131.682,00	2.121.153,02	2.477.727,32	3.706.308,91	3.776.188,35	4.784.321,73
<i>Motor</i>	5.812.405,00	7.221.600,39	7.838.900,82	10.840.931,08	11.413.682,99	10.793.821,73
<i>Cargo</i>	957.714,00	1.063.777,85	1.241.347,98	1.530.132,24	1.534.460,29	1.600.111,90
<i>Marine Hull</i>	448.155,00	381.482,71	462.006,14	593.827,17	606.845,59	571.071,48
<i>Aviation</i>	308.448,00	94.007,68	107.559,97	88.369,21	88.369,08	88.369,21
<i>Satellite</i>	(3.724,00)	390,86	11.912,35	1.710,93	1.710,80	1.710,93
<i>Energy-Onshore</i>	(4.982,00)	28.749,80	32.097,58	30.854,60	30.938,47	30.829,45
<i>Energy-Offshore</i>	538.623,00	77.526,17	154.649,88	205.606,41	205.606,28	205.606,41
<i>Engineering</i>	291.922,00	262.606,71	361.052,63	470.746,54	476.244,54	480.437,45
<i>Liability</i>	200.422,00	151.855,46	159.843,60	325.814,99	328.217,65	326.628,58
<i>Personal Accident &amp; Health</i>	1.901.990,00	2.573.964,64	3.133.258,40	4.071.057,95	4.175.210,47	4.196.429,00
<i>Credit &amp; Surety Bond:</i>	388.906,00	663.464,16	1.014.942,01	2.568.537,52	2.576.555,18	2.575.636,52
<i>Others</i>	768,21	1.135.196,95	1.483.877,75	1.600.694,91	1.600.694,91	1.896.075,12
<i>Retention Ratio (%) :</i>	50,00	49,23	54,80	58,85	61,64	50,37
<b>Incurred Loss Ratios (%) ** :</b>						
<i>Total</i>	42,48	43,01	38,19	56,36	57,00	57,35
<i>Property</i>	41,18	48,11	35,50	47,29	58,39	53,41
<i>Motor</i>	49,45	46,38	46,47	62,14	59,62	59,05
<i>Cargo</i>	39,72	32,01	31,22	33,98	39,01	42,45
<i>Marine Hull</i>	53,18	32,80	31,15	56,23	63,60	67,98
<i>Aviation</i>	71,78	18,49	22,00	55,16	62,35	20,46
<i>Satellite</i>	0,00	0,00	54,06	236,78	1,90	-
<i>Energy-Onshore</i>	12,28	40,56	44,21	(2,76)	74,69	24,07
<i>Energy-Offshore</i>	8,31	33,57	13,97	10,47	21,78	32,30
<i>Engineering:</i>	39,09	46,38	34,46	60,74	74,14	69,94
<i>Liability</i>	3,55	7,27	9,38	17,76	16,30	15,75
<i>Personal Accident &amp; Health:</i>	45,46	48,33	50,48	60,43	71,88	69,74
<i>Credit &amp; Surety Bond:</i>	137,26	154,81	65,96	55,75	34,03	49,48
<i>Credit Insurance</i>	122,1	139,85	51,51	26,36	59,80	59,26
<i>Surety Bond</i>	15,16	14,96	14,44	39,60	24,08	15,95
<i>Others</i>	31,85	29,59	38,19	54,17	63,32	69,94

<b>ECONOMICS AND INSURANCE DEVELOPMENT DATA</b>	<b>2009</b>	<b>2010</b>	<b>2011</b>	<b>2012</b>	<b>2013</b>	<b>2014</b>	<b>7)</b>
(1)	(2)	(3)	(4)	(5)	(6)	(7)	
<b>Underwriting Surplus (Trillion Rp)</b>							
<i>Earned Premium</i>	13,32	27,65	32,72	21,32	23,77	26,33	
<i>Incurred Claim</i>	9,66	13,91	14,65	13,94	17,09	16,72	
<i>Net Commission</i>	2,16	4,40	4,87	3,28	3,79	4,64	
<i>Underwriting Profit</i>	3,66	5,34	3,81	8,51	8,14	9,36	
<i>Management Expense</i>	3,69	4,16	4,86	5,54	7,11	8,73	
<i>Underwriting Profit as % of Earned Premium</i>	27,47	19,31	11,64	39,89	34,23	-	
<b>Net Investment Income (Trillion Rp)</b>							
	1,97	2,53	3,13	3,51	6,99	4,37	
<b>Net Profit (Trillion Rp)</b>							
	2,49	3,22	4,37	4,94	5,06	6,81	
<b>Total Assets (Trillion Rp)</b>							
	40,16	48,27	55,97	66,50	107,44	126,75	
<b>SOCIAL INSURANCE PROGRAM &amp; WORKERS SOCIAL SECURITY (Trillion Rp)</b>							
<i>Premium Written</i>	5,10	5,73	6,72	7,77	10,30		
<i>Technical Reserve</i>	7,02	8,18	9,60	11,17	13,40		
<i>Annual Benefit</i>	3,03	3,02	3,51	3,85	4,71		
<i>Total Assets</i>	87,49	107,03	121,93	144,96	162,16		
<b>BPJS</b>							
<i>Operational Income</i>							4,91
<i>Operational Expense</i>							4,98
<i>Total Asset</i>							23,40
<b>DJS</b>							
<i>Contribution Income</i>							69,44
<i>Technical Reserve</i>							(0,12)
<i>Annual Benefit</i>							56,66
<i>Total Assets</i>							186,01
<i>Liability</i>							22,11
<b>CIVIL SERVANTS &amp; ARMED FORCES / POLICE (Million Rp)</b>							
<i>Premium Written</i>	10,64	11,80	13,54	15,23	16,31		
<i>Technical Reserve</i>	41,25	47,61	56,36	66,77	74,39		
<i>Annual Benefit</i>	14,81	14,84	10,03	12,73	14,80		
<i>Total Assets</i>	51,59	61,46	73,14	92,12	96,38		
<i>sama untuk asuransi wajib</i>							

HALAMAN INI SENGAJA DIKOSONGKAN  
*THIS PAGE IS INTENTIONALLY LEFT BLANK*

# IKHTISAR KEGIATAN USAHA PERASURANSIAN DI INDONESIA TAHUN 2014

## SUMMARY OF INDONESIAN INSURANCE BUSINESS ACTIVITIES IN 2014

### A. UMUM

#### GENERAL

Perekonomian Indonesia pada tahun 2014, sebagaimana diukur dari Pendapatan Domestik Bruto (PDB), meningkat 16,1% dari Rp9.084,0 triliun di tahun 2013 menjadi Rp10.542,7 triliun di tahun 2014. Pada periode yang sama, untuk industri asuransi, penerimaan premi bruto naik sebesar 28,0% dari Rp193,06 triliun pada tahun 2013 menjadi Rp 247,29 triliun pada tahun 2014. Dengan demikian, rasio antara premi bruto terhadap PDB mengalami kenaikan dari 2,13% menjadi 2,35% pada tahun 2014.

*Indonesian economy in 2014, as measured by Gross Domestic Product (GDP), increased 16.1% from Rp 9,084.0 trillion in 2013 to Rp10,542.7 trillion in 2014. Within the same period, gross premium income of insurance industry increased by 28.0% from Rp193.06 trillion in 2013 to Rp247.29 trillion in 2014. Thus, in 2014 the ratio of gross premium to GDP increased from 2.13% to 2.35%.*

### B. STRUKTUR PASAR

#### MARKET STRUCTURE

Per 31 Desember 2014, jumlah perusahaan perasuransian yang memiliki izin usaha untuk beroperasi di Indonesia adalah 413 perusahaan, terdiri dari 141 perusahaan asuransi dan reasuransi, dan 272 perusahaan penunjang usaha asuransi.

*As of the end of December 2014, there were 413 companies operating business in Indonesia, consisted of 141 insurance and reinsurance companies, and 272 related-insurance companies.*

Perusahaan asuransi dan reasuransi terdiri dari 50 perusahaan asuransi jiwa, 81 perusahaan asuransi kerugian, 5 perusahaan reasuransi, 2 badan penyelenggara program asuransi sosial, dan 3 perusahaan penyelenggara asuransi wajib.

*The insurance and reinsurance companies consisted of 50 life insurance companies, 81 non life insurance companies, 5 reinsurance companies, 2 agencies administering social insurance, and 3 companies administering mandatory insurance.*

Perusahaan penunjang usaha asuransi terdiri dari 157 perusahaan pialang asuransi, 31 perusahaan pialang reasuransi, 26 perusahaan penilai kerugian asuransi, 29 konsultan aktuarial, dan 29 agen asuransi. Tabel 1.1 berikut memperlihatkan pertumbuhan jumlah perusahaan perasuransian.

*The related-insurance companies consisted of 157 insurance brokers, 31 reinsurance brokers, 26 loss adjusters, 29 actuarial consultants and 29 insurance agents. Table 1.1 shows the growth of total insurance companies.*

**Tabel 1.1 Pertumbuhan Jumlah Perusahaan Perasuransian 2010 - 2014**  
**Table 1.1 The Growth of Total Insurance Companies 2010-2014**

No	Keterangan/Description	2010	2011	2012	2013	2014
1.	Asuransi Jiwa / Life Insurance	46	45	47	49	50
	a. Swasta Nasional / National Private	29	26	28	30	31
	b. Patungan / Joint Venture	17	19	19	19	19
2.	Asuransi Kerugian / Non Life Insurance	87	85	84	82	81
	a. Swasta Nasional / National Private	69	66	66	65	64
	b. Patungan / Joint Venture	18	19	18	17	17
3.	Reasuransi / Reinsurance	4	4	4	4	5
	a. Swasta Nasional / National Private	4	4	4	4	5
	b. Patungan / Joint Venture	-	-	-	-	-
4.	Penyelenggara Program Asuransi Sosial dan Jaminan Sosial Tenaga Kerja / Companies Administering Social Insurance and Workers Social Security Program	2	2	2	2	2
5.	Penyelenggara Asuransi untuk PNS dan TNI / POLRI / Companies Administering Insurance for Civil Servants and Armed Forces / Police.	3	3	3	3	3
6.	<b>Jumlah / Total (1 s.d. 5) / (1 to 5)</b>	<b>142</b>	<b>139</b>	<b>140</b>	<b>140</b>	<b>141</b>
7.	Pialang Asuransi / Insurance Brokers	138	138	150	153	157
8.	Pialang Reasuransi / Reinsurance Brokers	25	27	29	29	31
9.	Penilai Kerugian Asuransi / Loss Adjusters	28	27	26	25	26
10.	Konsultan Aktuaria / Actuarial Consultants	28	29	29	28	29
11.	Agen Asuransi / Insurance Agents	16	21	24	25	29
12.	<b>Jumlah (7 s.d. 11) / Total (7 to 11)</b>	<b>235</b>	<b>242</b>	<b>258</b>	<b>260</b>	<b>272</b>
13.	<b>Jumlah (1 s.d. 11) / Total (1 to 11)</b>	<b>377</b>	<b>381</b>	<b>398</b>	<b>400</b>	<b>413</b>

## C. PERTUMBUHAN PREMI BRUTO

### THE GROWTH OF GROSS PREMIUM

Jumlah premi bruto industri asuransi pada tahun 2014 mencapai Rp247,29 triliun, meningkat 28,0% dari angka tahun sebelumnya Rp193,06 triliun. Dalam lima tahun terakhir, pertumbuhan rata-rata premi bruto adalah sekitar 18,5%.

Apabila jumlah premi bruto tersebut dibandingkan dengan jumlah penduduk Indonesia pada tahun 2014, yaitu sebesar 252 juta jiwa, akan diperoleh insurance density sebesar Rp981.297. Ini berarti, secara rata-rata setiap penduduk Indonesia mengeluarkan dana sebesar Rp981.297 untuk membayar premi asuransi.

*The gross premium collected by the insurance industry in 2014 reached the amount of Rp247.29 trillion, increased by 28.0% compared to the previous year figure of Rp193.06 trillion. Within the last five years, the average of gross premium annual growth was around 18.5%.*

*If that gross premium is compared to Indonesian population in 2014, that is 252 million people, this will be resulted in insurance density of Rp981,297. It means, in average, each Indonesian person spent Rp981,297 for insurance premium.*



Sementara itu, kontribusi sektor asuransi terhadap Produk Domestik Bruto (PDB) sebagaimana dicerminkan oleh rasio antara premi bruto terhadap PDB (penetrasi) mengalami peningkatan sebesar 0,22% dari 2,13% pada tahun 2013 menjadi 2,35% pada tahun 2014.

Tabel 1.2 berikut menggambarkan rasio antara premi bruto dan PDB Indonesia dari tahun 2010 sampai dengan tahun 2014.

Meanwhile, the contribution of insurance industry to Gross Domestic Product (GDP), as measured by ratio of gross premium to GDP (penetration), increased by 0.22% from 2.13% in 2013 to 2.35% in 2014.

Table 1.2 shows the ratio of gross premium relative to Indonesian GDP from 2010 to 2014.

**Tabel 1.2 Premi Bruto dan Produk Domestik Bruto 2010-2014**  
*Table 1.2 Gross Premium and Gross Domestic Product 2010-2014*

dalam triliun Rupiah/In trillion Rupiah

Tahun Year	Premi Bruto Gross Premiums <sup>1)</sup>		Produk Domestik Bruto Gross Domestic Product <sup>2)</sup>		Rasio Ratio a / b (%)
	Jumlah / Total (a)	Pertumbuhan. Growth (%)	Jumlah / Total (a)	Pertumbuhan. Growth (%)	
2010	125,12	17,5	6.422,90	14,4	1,95
2011	153,13	22,4	7.427,10	15,6	2,06
2012	175,89	14,9	8.241,90	11,0	2,13
2013	193,06	9,8	9.084,00	10,2	2,13
<b>2014</b>	<b>247,29</b>	<b>28,0</b>	<b>10.542,70</b>	<b>16,1</b>	<b>2,35</b>

1) Premi Bruto (termasuk Premi Program Jaminan Hari Tua (JHT)) = Premi Pos Langsung + Premi Reasuransi diterima dari Luar Negeri  
*Gross Premium (include Premium of Pension Benefits (JHT)) = Direct Premium + Reinsurance Premium Inward from Abroad*

2) Sumber : BPS berdasarkan Harga yang Berlaku dalam Triliun  
*Source : Central Bureau of Statistic (BPS) using Current Market Prices in Trillion Rupiah*

Kenaikan premi bruto tertinggi pada tahun 2014 diperoleh oleh badan penyelenggara asuransi sosial (69,4%), dan diikuti oleh asuransi kerugian dan reasuransi sebesar (27,8%), asuransi jiwa (-0,3%), perusahaan penyelenggara asuransi wajib (-36,9%).

Porsi terbesar dari premi bruto industri asuransi tahun 2014 adalah premi bruto asuransi jiwa (45,6%), diikuti oleh premi bruto badan penyelenggara asuransi sosial (28,1%), asuransi kerugian dan reasuransi (22,1%) dan perusahaan penyelenggara asuransi wajib (4,2%).

Tabel 1.3 di bawah ini menyajikan rincian premi bruto untuk tiap jenis usaha asuransi dari tahun 2010 sampai dengan tahun 2014. Sedangkan alokasi premi menurut sektor usaha tahun 2014 dapat dilihat pada Grafik 1.1.

The highest increase of gross premium in 2014 was reached by agencies administering social insurance (69.4%), and followed by non life and reinsurance (27.8%), life insurance companies (-0.3%), companies administering mandatory insurance (-36.9%).

The biggest contribution to gross premium of insurance industry in 2014 was gross premium of life insurance companies (45.6%), followed by those of agencies administering social insurance (28.1%), gross premium of non life and reinsurance companies (22.1%); and premium collected by companies administering mandatory insurance 4.2%.

Table 1.3 below shows the distribution of premium for each insurance sector from 2010 to 2014. The gross premium allocation of each sector to total gross premium in 2014 is showed by Graph 1.1.

Tabel 1.3 Premi Bruto Menurut Jenis Usaha 2010 - 2014

Table 1.3 Gross Premium According To Insurance Sectors 2010 - 2014

dalam triliun Rupiah/In trillion Rupiah

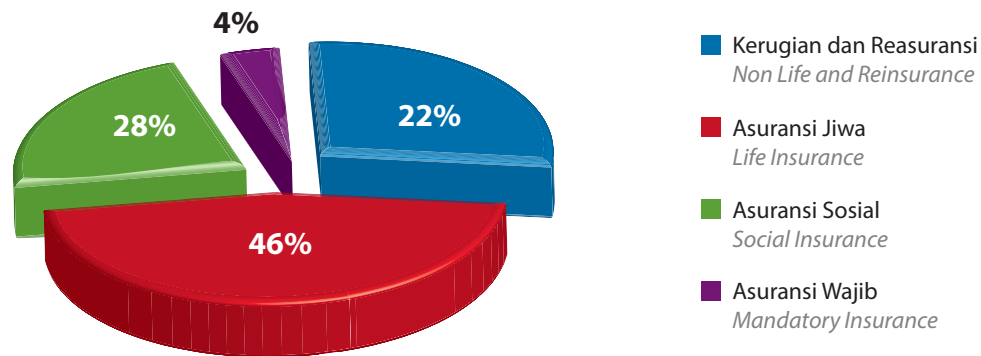
Tahun Year	Kerugian & Reas. NonLife & Reins	Pertumbuhan Growth (%)	Asuransi Jiwa Life Insurance	Pertumbuhan Growth (%)	Asuransi Sosial Agencies Administering Social Insurance	Pertumbuhan Growth (%)	Asuransi Wajib Companies Administering Mandatory Insurance	Pertumbuhan Growth (%)	Jumlah Total
2010	32,05	10,6	75,54	22,4	5,73	12,4	11,80	11,0	125,12
2011	38,83	21,2	93,99	24,4	6,75	17,8	13,54	14,8	153,13
2012	44,91	15,7	107,94	14,8	7,81	15,6	15,23	12,5	175,89
2013	53,19	18,4	113,22	4,9	10,35	32,5	16,31	7,1	193,06
2014	54,67	27,8	112,88	-0,3	69,44	570,9	10,29	-36,9	247,29

Pada tahun 2014, Badan Penyelenggara Asuransi Sosial terdiri atas BPJS Kesehatan dan BPJS Ketenagakerjaan, Perusahaan Penyelenggara Asuransi Wajib terdiri dari PT Asabri, PT Taspen dan PT Jasa Raharja. Sebelum tahun 2014, Perusahaan Penyelenggara Asuransi Sosial terdiri dari PT. Jamsostek dan PT. Jasa Raharja, Perusahaan Penyelenggara Asuransi Wajib terdiri dari PT. Askes, PT. Taspen dan PT. Asabri.

In 2014, Agencies Administering Social Insurance consist of Health Social Security Agency, Employment Social Security Agency, Companies Administering Mandatory Insurance consist of PT. Asabri, PT. Taspen, PT Jasa Raharja. Before 2014, companies administering mandatory insurance consist of PT. Askes, PT. Taspen and PT. Asabri.

Grafik 1.1 Alokasi Premi Bruto Menurut Sektor Usaha Tahun 2014

Graph 1.1 Gross Premium Allocation According To Insurance Sectors In 2014



Catatan : Total Premi Bruto pada Tahun 2014 adalah Rp247,29 triliun  
Sumber : Laporan Keuangan Perusahaan Asuransi per 31 Desember 2014

Note : Total Gross Premium in 2014 was Rp247,29 trillion  
Source : Financial statements of Insurance Companies as of December 31, 2014

## D. PERTUMBUHAN JUMLAH KLAIM BRUTO

### THE GROWTH OF GROSS CLAIM

Jumlah klaim bruto industri asuransi pada tahun 2014 mengalami kenaikan sebesar 40,5% dibandingkan dengan tahun sebelumnya, yaitu dari Rp116,31 triliun menjadi Rp163,42 triliun. Klaim perusahaan asuransi kerugian dan reasuransi mengalami

Total claim gross paid by insurance industry in 2014 increased by 40.5%, from Rp116.31 trillion to Rp163.42 trillion. Claim paid by non life and reinsurance companies increased by 29.4% compared to those in previous year, which is from Rp21.59 trillion in

peningkatan sebesar 29,4% dibandingkan dengan tahun sebelumnya, yaitu dari Rp21,59 triliun pada tahun 2013 menjadi Rp27,93 triliun pada tahun 2014. Klaim dibayar perusahaan asuransi jiwa turun sebesar 4,5% dibanding tahun sebelumnya, yaitu dari Rp75,20 triliun menjadi Rp 71,82 triliun. Adapun klaim dibayar asuransi sosial mengalami peningkatan sebesar 1103,0%, dari Rp4,71 triliun menjadi Rp56,66 triliun. Peningkatan ini terjadi karena perubahan pengelompokan Asuransi Sosial dan adanya klaim BPJS Kesehatan yang meningkat. Klaim asuransi wajib mengalami penurunan sebesar 52,6%, dari Rp14,8 triliun menjadi Rp7,01 triliun pada tahun 2014.

Secara keseluruhan, rasio klaim bruto terhadap premi bruto pada tahun 2014 sebesar 66,1%. Rasio ini lebih tinggi dibandingkan dengan rasio klaim tahun sebelumnya yang besarnya 60,2%. Peningkatan ini disebabkan pertumbuhan klaim dibayar yang lebih tinggi dibandingkan dengan pertumbuhan premi bruto. Tabel 1.4 di bawah ini menyajikan perkembangan klaim bruto dibandingkan dengan premi bruto dari tahun 2010 sampai dengan tahun 2014. Grafik 1.2a dan 1.2b menunjukkan proporsi klaim bruto menurut jenis usaha dan rasio klaim bruto terhadap premi bruto untuk tahun 2014.

2013 to Rp27.93 trillion in 2014. Claim paid by life insurance companies decreased by 4.5% compared to previous year, from Rp75.20 trillion to Rp71.82 trillion. Whereas, claim paid by asuransi sosial increased by 1103.0%, from Rp4.71 trillion to Rp56.66 trillion. The claim increasing because of regrouping of social insurance and the increasing of claim of Health Social Security Agency. Claim paid by mandatory insurance decreased by 52.6%, from Rp14.8 trillion to Rp7.01 trillion in 2014.

In aggregate, the ratio of claim paid to gross premium in 2014 was 66.1%. This ratio was lower than that in previous year, which was 60.2%. This increase was caused by the growth of claim paid which was higher than the growth of gross premium. Table 1.4 shows the growth of claim paid to gross premium from 2010 to 2014 consecutively. Meanwhile, Graph 1.2a and 1.2b show the distribution of claim according to insurance sectors and ratio of claim paid to gross premium in 2014, respectively.

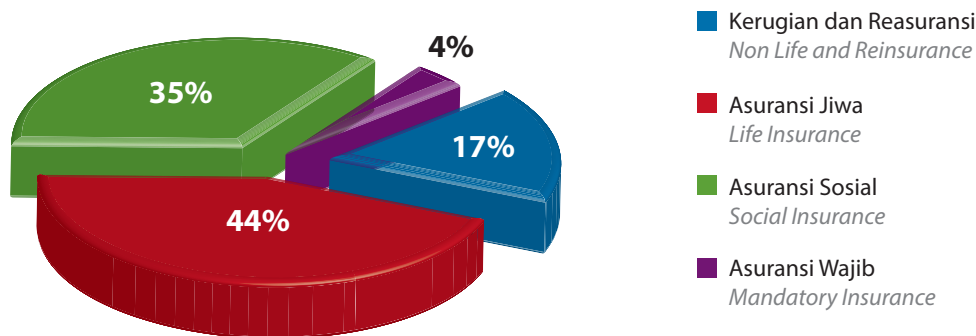
**Tabel 1.4 Pertumbuhan Klaim Bruto Dibandingkan dengan Premi Bruto 2010-2014**

*Table 1.4 The Growth of Gross Claim Relative to Gross Premium 2010-2014*

dalam triliun Rupiah/In trillion Rupiah

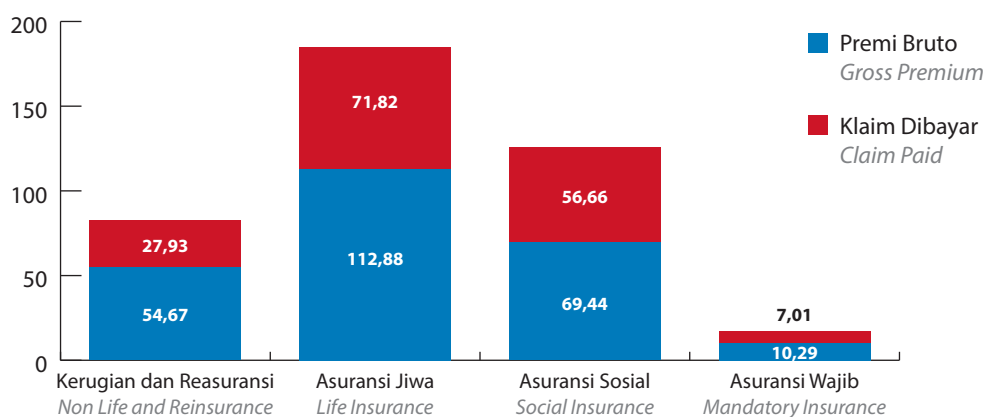
Klaim / Claims								
Tahun Year	Kerugian & Reas. NonLife & Reins	Asuransi Jiwa Life Insurance	Asuransi Sosial Agencies Administering Social Insurance	Asuransi Wajib Companies Administering Mandatory Insurance	Jumlah Total (a)	Kenaikan (Penurunan) Increase (Decrease) (%)	Premi Premium (b)	Rasio/Ratio (a / b) (%)
2010	13,91	51,97	3,02	14,84	83,74	13,9	51,97	66,9
2011	15,05	59,19	3,51	10,03	87,79	15,1	59,19	57,3
2012	20,19	70,89	3,85	12,73	107,66	22,6	175,89	61,6
2013	21,59	75,20	4,71	14,80	116,31	8,0	193,07	60,2
2014	27,93	71,82	56,66	7,01	163,42	40,5	247,29	66,1

**Grafik 1.2.a Proporsi Klaim Bruto Menurut Jenis Usaha Tahun 2014**  
*Graph 1.2.a Gross Claim According to Insurance Sectors In 2014*



Catatan : Total Klaim Bruto untuk tahun 2014 adalah Rp163,42 Triliun  
 Sumber : Laporan Keuangan Perusahaan Asuransi per 31 Desember 2014  
 Note : Total Gross Claim in 2014 was Rp163.42 trillion  
 Source : Financial statements of Insurance Companies as of December 31, 2014

**Grafik 1.2.a Proporsi Klaim Bruto Menurut Jenis Usaha Tahun 2014**  
*Graph 1.2.a Gross Claim According to Insurance Sectors In 2014*



Sumber : Laporan Keuangan Perusahaan Asuransi per 31 Desember 2014  
 Source : Financial statements of Insurance Companies as of December 31, 2014

## E. PERTUMBUHAN JUMLAH ASET DAN INVESTASI

### THE GROWTH OF ASSETS AND INVESTMENTS

Jumlah aset industri asuransi Indonesia tahun 2014 mencapai Rp807,68 triliun. Jumlah ini mengalami kenaikan sebesar 22,4% dibandingkan dengan jumlah aset tahun sebelumnya. Dari tahun 2010 sampai dengan tahun 2014, aset industri asuransi rata-rata meningkat sebesar 20,4% per tahun.

*The total assets of Indonesian insurance industry in 2014 amounted to Rp807.68 trillion, increased by 22.4% compared to that in previous year. From 2010 to 2014, total assets of Indonesian insurance industry had grown in average by 20.4% annually.*

Jumlah aset perusahaan asuransi jiwa meningkat sebesar 25,3%, dari Rp293,74 triliun pada tahun 2013 menjadi Rp368,06 triliun pada tahun 2014. Sementara itu, jumlah aset perusahaan asuransi kerugian meningkat 15,3%, dari Rp100,99 triliun pada tahun 2013

*The total assets of life insurance companies increased by 25.3%, from Rp293.74 trillion in 2013 to Rp368.06 trillion in 2014. Meanwhile, total assets of nonlife insurance companies increased by 15.3%, from Rp100.99 trillion in 2013 to Rp116.46 trillion in 2014.*

menjadi Rp116,46 triliun pada tahun 2014. Sedangkan jumlah aset perusahaan reasuransi meningkat sebesar 59,5%, dari Rp6,45 triliun pada tahun 2013 menjadi Rp10,29 triliun pada tahun 2014.

*Whereas, total assets of reinsurance companies increased by 59.5%, from Rp6.45 trillion in 2013 to Rp10.29 trillion in 2014.*

Jumlah aset badan penyelenggara asuransi sosial meningkat sebesar 29,1%, dari Rp162,16 triliun pada tahun 2013 menjadi Rp209,41 triliun pada tahun 2014.

*The total assets of agencies administering social insurance increased by 29.1%, from Rp162.16 trillion in 2013 to Rp209.41 trillion in 2014.*

Jumlah aset perusahaan penyelenggara asuransi wajib meningkat 7,3% dari Rp96,38 triliun di tahun 2013 menjadi Rp103,46 triliun pada tahun 2014.

*The total assets of companies administering mandatory insurance increased by 7.3% from Rp96.38 trillion in 2013 to Rp103.46 trillion in 2014.*

Pertumbuhan jumlah aset industri asuransi selama lima tahun terakhir disajikan pada Tabel 1.5 di bawah ini.

*The growth of total assets of insurance industry within the last five years is shown in Table 1.5 below.*

**Tabel 1.5 Jumlah Aset Industri Asuransi 2010-2014**

*Table 1.5 The Total Assets of Insurance Industry 2010-2014*

dalam triliun Rupiah/*In trillion Rupiah*

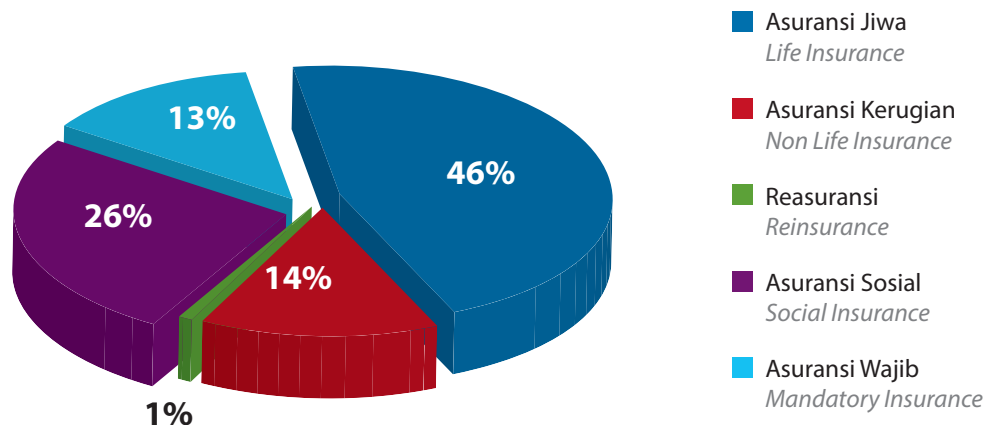
Keterangan <i>Description</i>	Tahun/Year				
	2010	2011	2012	2013	2014
Asuransi Jiwa / <i>Life Insurance</i>	188,46	228,80	270,29	293,74	368,06
Asuransi Kerugian / <i>Non Life Insurance</i>	45,90	54,67	71,96	100,99	116,46
Reasuransi / <i>Reinsurance</i>	2,37	3,21	4,69	6,45	10,29
Asuransi Sosial / <i>Agencies Administering Social Insurance</i>	107,03	121,93	144,96	162,16	209,41
Asuransi Wajib / <i>Companies Administering Mandatory Insurance</i>	61,46	73,14	92,12	96,38	103,46
<b>Jumlah / Total</b>	<b>405,23</b>	<b>481,75</b>	<b>584,02</b>	<b>659,73</b>	<b>807,68</b>

Pada tahun 2014, Badan Penyelenggara Asuransi Sosial terdiri atas BPJS Kesehatan dan BPJS Ketenagakerjaan, Perusahaan Penyelenggara Asuransi Wajib terdiri dari PT Asabri, PT Taspen dan PT Jasa Raharja. Sebelum tahun 2014, Perusahaan Penyelenggara Asuransi Sosial terdiri dari PT. Jamsostek dan PT. Jasa Raharja, Perusahaan Penyelenggara Asuransi Wajib terdiri dari PT. Askes, PT. Taspen dan PT. Asabri.

*In 2014, Agencies Administering Social Insurance consist of Health Social Security Agency, Employment Social Security Agency, Companies Administering Mandatory Insurance consist of PT. Asabri, PT. Taspen, PT Jasa Raharja. Before 2014, companies administering mandatory insurance consist of PT. Askes, PT. Taspen and PT. Asabri.*

Pada tahun 2014, perusahaan asuransi jiwa memiliki aset sebesar 45,6% dari total aset industri asuransi. Badan Penyelenggara Asuransi Sosial memiliki 25,9% dari total aset industri asuransi, diikuti dengan asuransi kerugian sebesar 14,4%. Sedangkan Perusahaan Penyelenggara asuransi wajib dan perusahaan reasuransi masing-masing memiliki sebesar 12,8% dan 1,3% dari total aset industri asuransi. Distribusi aset industri asuransi menurut jenis usaha pada tahun 2014 disajikan pada Grafik 1.3.

*In 2014, life insurance companies held 45.6% of total assets of insurance industry. Agencies administering Social insurance held 25.9% of total assets of insurance industry, followed by non life 14.4%. Meanwhile, companies administering mandatory insurance and reinsurance companies each held 12.8% and 1.3% of total assets of insurance industry. The distribution of assets of insurance industry according to insurance sectors in 2014 is figured in Graph 1.3.*

**Grafik 1.3 Aset Industri Asuransi Menurut Jenis Usaha Tahun 2014***Graph 1.3 The Assets Of Insurance Industry According To Insurance Sectors In 2014*

Catatan : Total Aset pada tahun 2014 adalah Rp807,68 triliun

Sumber : Laporan Keuangan Perusahaan Asuransi per 31 Desember 2014

Note : Total Assets in 2014 was Rp807.68 trillion

Source : Financial statements of Insurance Companies as of December 31, 2014

Jumlah dana investasi industri asuransi Indonesia pada tahun 2014 adalah Rp648,37 triliun. Jumlah ini meningkat 20,4% dari tahun sebelumnya yang berjumlah Rp538,45 triliun. Dana investasi terbesar dimiliki oleh perusahaan asuransi jiwa (49,1%), diikuti oleh badan penyelenggara asuransi sosial (29,8%), kemudian oleh perusahaan penyelenggara asuransi wajib (11,2%), selanjutnya oleh perusahaan asuransi kerugian (8,8%), dan yang terakhir perusahaan reasuransi (1,0%).

Tabel 1.6 menyajikan jumlah investasi dari setiap sektor usaha asuransi dari tahun 2010 sampai dengan tahun 2014. Sementara itu, persentase investasi untuk setiap sektor usaha disajikan pada Grafik 1.4.a.

Sebagaimana ditunjukkan pada Grafik 1.4.b, rasio investasi terhadap aset sektor industri asuransi pada tahun 2014 sebesar 80,3%, sedangkan pada tahun 2013 sebesar 81,6%.

*Total investments fund of Indonesian insurance industry in 2014 amounted to Rp648.37 trillion. This amount increased by 20.4% compared to that in previous year, which was Rp538.45 trillion. The biggest investments fund was held by life insurance companies (49.1%), followed by agencies administering social insurance (29.8%), companies administering mandatory insurance (11.2%), non life insurance companies (8.8%), and the last was reinsurance companies (1.0%).*

*Table 1.6 shows the total investments for each insurance sector from 2010 to 2014. Meanwhile, the percentage of investments for each insurance sector is shown in Graph 1.4.a.*

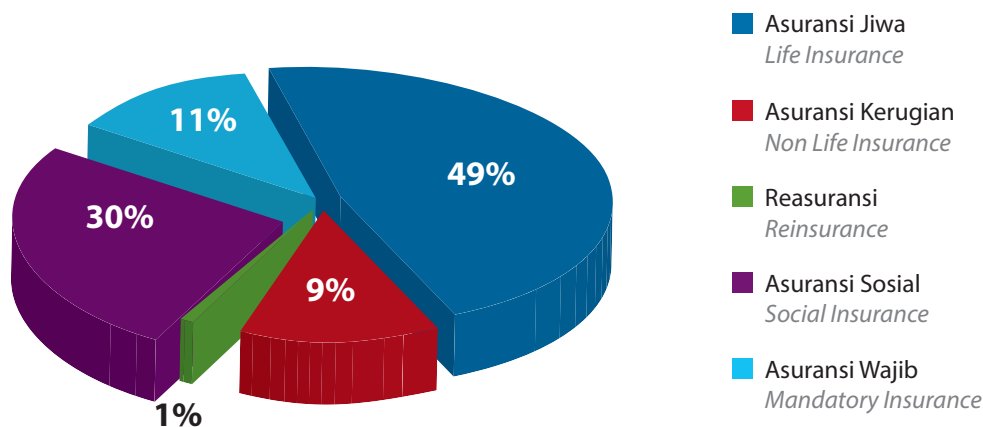
*As shown in Graph 1.4.b, the ratio of investments relative to total assets of insurance industry sector in 2014 and 2013 was 80.3% and 81.6%, respectively.*

**Tabel 1.6 Jumlah Investasi Industri Asuransi 2010-2014****Table 1.6 The Total Investments of Insurance Industry 2010-2014**dalam triliun Rupiah/*In trillion Rupiah*

Keterangan <i>Description</i>	Tahun/Year				
	2010	2011	2012	2013	2014
Asuransi Jiwa / <i>Life Insurance</i>	167,7	203,0	239,79	253,21	318,49
Asuransi Kerugian / <i>Non Life Insurance</i>	33,5	39,9	47,95	56,90	56,81
Reasuransi / <i>Reinsurance</i>	1,7	2,5	3,49	4,34	6,80
Asuransi Sosial / <i>Agencies Administering Social Insurance</i>	103,7	117,5	139,68	156,96	193,49
Asuransi Wajib / <i>Companies Administering Mandatory Insurance</i>	49,8	56,7	66,41	67,04	72,77
<b>Jumlah / Total</b>	<b>356,4</b>	<b>419,7</b>	<b>496,79</b>	<b>538,45</b>	<b>648,37</b>

Pada tahun 2014, Badan Penyelenggara Asuransi Sosial terdiri atas BPJS Kesehatan dan BPJS Ketenagakerjaan, Perusahaan Penyelenggara Asuransi Wajib terdiri dari PT Asabri, PT Taspen dan PT Jasa Raharja. Sebelum tahun 2014, Perusahaan Penyelenggara Asuransi Sosial terdiri dari PT. Jamsostek dan PT. Jasa Raharja, Perusahaan Penyelenggara Asuransi Wajib terdiri dari PT. Askes, PT. Taspen dan PT. Asabri.

*In 2014, Agencies Administering Social Insurance consist of Health Social Security Agency, Employment Social Security Agency, Companies Administering Mandatory Insurance consist of PT. Asabri, PT. Taspen, PT Jasa Raharja. Before 2014, companies administering mandatory insurance consist of PT. Askes, PT. Taspen and PT. Asabri.*

**Grafik 1.4.a Persentase Investasi Untuk Setiap Sektor Usaha Tahun 2014****Graph 1.4.a The Percentage of Investments For Each Insurance Sector In 2014**

Catatan : Total Investasi pada tahun 2014 adalah Rp648,37 triliun  
Sumber : Laporan Keuangan Perusahaan Asuransi per 31 Desember 2014

*Note : Total Investments in 2014 was Rp648.37 trillion  
Source : Financial statements of Insurance Companies as of December 31, 2014*

**Grafik 1.4.b Total Investasi Dan Aset Sektor Industri Asuransi 2010 - 2014***Graph 1.4.b Total Investments and Total Assets of Insurance Industry Sector 2010 – 2014*

Sumber : Laporan Keuangan Perusahaan Asuransi per 31 Desember 2014

Source : Financial statements of Insurance Companies as of December 31, 2014

Tabel 1.7 dan Grafik 1.5 menunjukkan portofolio investasi industri asuransi untuk tahun 2014. Industri asuransi menempatkan sebagian besar investasinya pada deposito. Pada akhir tahun 2014, investasi yang ditempatkan pada deposito sebesar Rp155,3 triliun atau sekitar 24,0% dari investasi industri asuransi.

Portofolio investasi terbesar kedua adalah saham sebesar Rp152,1 triliun atau 23,5% dari total investasi industri asuransi. Selanjutnya, investasi pada obligasi atau sukuk pada tahun 2014 sebesar Rp132,2 triliun atau 20,4% dari total investasi industri asuransi. Grafik 1.5. menyajikan portofolio investasi industri asuransi pada tahun 2014.

Table 1.7 and Graph 1.5 show the investment portfolio of the insurance industry in 2014. Insurance industry mostly placed their investments in shares. At the end of 2014, investment placed in deposit was Rp155.3 trillion or 24.0% of total investments of insurance industry.

The second largest investment portfolio was in shares which was Rp152.1 trillion and accounted for 23.5% of the total investments of insurance industry. Next was bonds or Islamic bonds in 2014 which amounted to Rp132.2 trillion or 20.4% of the total investments. Graph 1.5 shows the investment portfolio of the insurance industry in 2014.

**Tabel 1.7 Portofolio Investasi Industri Asuransi 2010-2014***Table 1.7 The Investment Portfolio of Insurance Industry 2010-2014*dalam triliun Rupiah/*In trillion Rupiah*

Keterangan <i>Description</i>	Tahun/Year				
	2010	2011	2012	2013	2014
Deposito Berjangka dan Sertifikat Deposito/ <i>Time Deposit and Certificate of Deposit</i>	79,4	87,7	110,2	113,6	155,3
Saham / <i>Shares Listed at The Stock Exchange</i>	70	79,8	99,7	127,1	152,1
Obligasi, Sukuk / <i>Bonds, Islamic Bonds</i>	50,1	58,6	64,8	87,8	132,2
Surat Berharga yang Diterbitkan/Dijamin Pemerintah <i>/Securities issued/guaranteed by the Government</i>	71,6	92,4*	101,4	100,1	72,9
Surat Berharga yang diterbitkan oleh Negara lain / <i>Securities issued by others country</i>	-	-	-	1,7	1,9

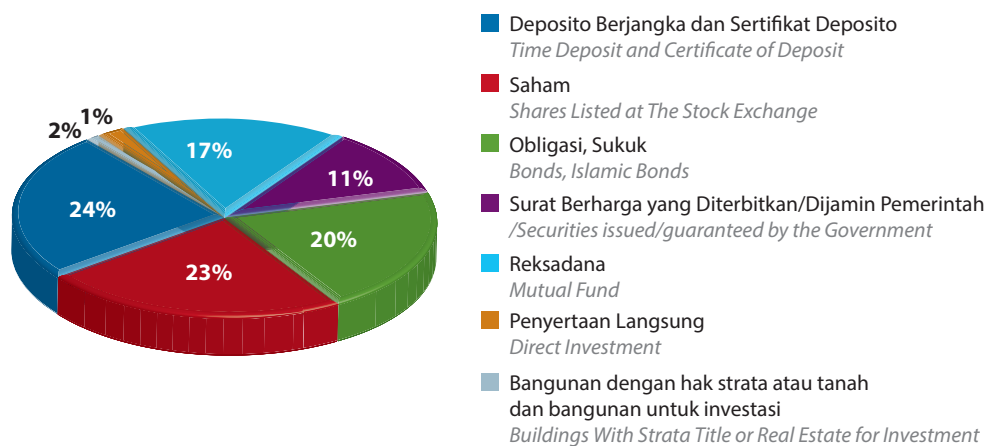


Keterangan Description	Tahun/Year				
	2010	2011	2012	2013	2014
SBI / Certificate of Bank Indonesia	0,3	-	-	-	-
Surat Berharga yang diterbitkan oleh lembaga multinasional / Securities issued by multinational organization	-	-	-	-	-
Reksadana / Mutual Fund	68	86,3	102,8	89,3	110,1
Kontrak Investasi Kolektif - Efek Beragun Aset / Colective Investment Contract - Assets Backed Securities	-	-	-	-	0,3
Dana Investasi Real Estate / Real Estate Investmnet Fund	-	-	-	-	1,1
Penyertaan Langsung / Direct Investment	11,8	5,8	7,4	9,4	10,2
Bangunan dengan hak strata atau tanah dan bangunan untuk investasi / Buildings With Strata Title or Real Estate for Investment	2,4	2,6	2,4	7,1	9,1
Pembelian Piutang Untuk Perusahaan Pembiayaan / Refinancing	-	-	-	-	-
Emas Murni / Gold	-	-	-	-	-
Pinjaman Yang Dijamin dengan Hak Tanggungan / Mortgage Loan	0,1	0,1	0,2	0,2	0,2
Pinjaman Polis / Policy Loan	1,8	1,9	2,2	-	-
Pembiayaan Murabahah / Murabahah Financing	0,5	-	-	-	-
Pembiayaan Mudharabah / Mudharabah Financing	-	-	-	-	-
Lain-lain / Others	0,3	2,5	5,7	2,2	2,9
<b>Jumlah/Total</b>	<b>0,3</b>	<b>2,5</b>	<b>5,7</b>	<b>2,2</b>	<b>2,9</b>

\*Catatan: termasuk SBI

\*Note: including Certificate of Bank Indonesia

**Grafik 1.5 Portofolio Investasi Industri Asuransi Tahun 2014**  
**Graph 1.5 The Investment Portfolio of Insurance Industry In 2014**



Catatan : Total Investasi pada tahun 2014 adalah Rp648,4 triliun  
 Sumber : Laporan Keuangan Perusahaan Asuransi per 31 Desember 2014

Note : Total Investments in 2014 was Rp648.4 trillion  
 Source : Financial statements of Insurance Companies as of December 31, 2014

## F. NERACA PEMBAYARAN JASA ASURANSI KERUGIAN DAN REASURANSI

### BALANCE OF PAYMENTS OF NON LIFE INSURANCE AND REINSURANCE COMPANIES

Premi reasuransi yang ditempatkan ke luar negeri pada tahun 2014 berjumlah Rp14,59 triliun. Jumlah ini mengalami kenaikan sebesar 12,4% dibandingkan tahun 2013. Penerimaan komisi dari penempatan reasuransi ke luar negeri tersebut sebesar Rp1,76 triliun dan pemulihan klaim yang diterima sebesar Rp5,52 triliun. Dengan demikian, transaksi reasuransi ke luar negeri mengalami defisit sebesar Rp7,31 triliun. Sementara itu, pada tahun yang sama industri asuransi Indonesia mengalami surplus sebesar Rp 0,64 triliun dari transaksi reasuransi yang diperoleh dari luar negeri. Dengan demikian, total transaksi reasuransi internasional industri asuransi-netto mengalami defisit sebesar Rp6,67 triliun.

Neraca pembayaran industri asuransi tahun 2010 sampai dengan tahun 2014 mengalami defisit. Pada tahun 2014, rasio ini sebesar (10,5%) lebih kecil dari rasio serupa pada tahun 2013 (13,7%).

Rasio klaim bisnis reasuransi yang diterima dari luar negeri pada tahun 2014 sebesar 35,1%, lebih besar dari rasio klaim bisnis yang direasuransikan ke luar negeri yang besarnya 37,8%. Tabel 1.8 dan Grafik 1.6.a menunjukkan kegiatan asuransi ke dan dari luar negeri dalam lima tahun terakhir, sedangkan Grafik 1.6.b memperlihatkan rasio klaim bisnis yang diterima dari luar negeri dan rasio klaim bisnis yang direasuransikan ke luar negeri selama lima tahun terakhir.

*The reinsurance premium ceded abroad in 2014 amounted to Rp14.95 trillion. This amount increased around 12.4% compared to that of 2013. Commission and claim recovery from this ceded reinsurance amounted to Rp1.76 trillion and Rp5.52 trillion, respectively. It means that the ceded reinsurance transaction resulted in the net deficit of Rp7.31 trillion. In 2014, reinsurance transaction received from abroad resulted in a net surplus of Rp0.64 trillion. Therefore, the total result of the international reinsurance transaction was a deficit in the balance of payment of Rp6.67 trillion.*

*The balance of payment of insurance industry from 2010 to 2014 suffered a deficit. In 2014, the ratio was (10.5%) which is higher than that of 2013 (13.7%).*

*The claim ratio of inward reinsurance business in 2014 was 35.1%. This ratio was higher than that of outward reinsurance business, which was 37.8%. Table 1.8 and Graph 1.6.a show the balance of payment of insurance industry for the last five years. Whereas, Graph 1.6.b shows the claim ratio of inward and outward reinsurance business for the last five years.*

**Tabel 1.8 Kegiatan Asuransi Ke dan Dari Luar Negeri 2010-2014**

*Table 1.8 The Balance of Payment of Insurance Industry 2010-2014*

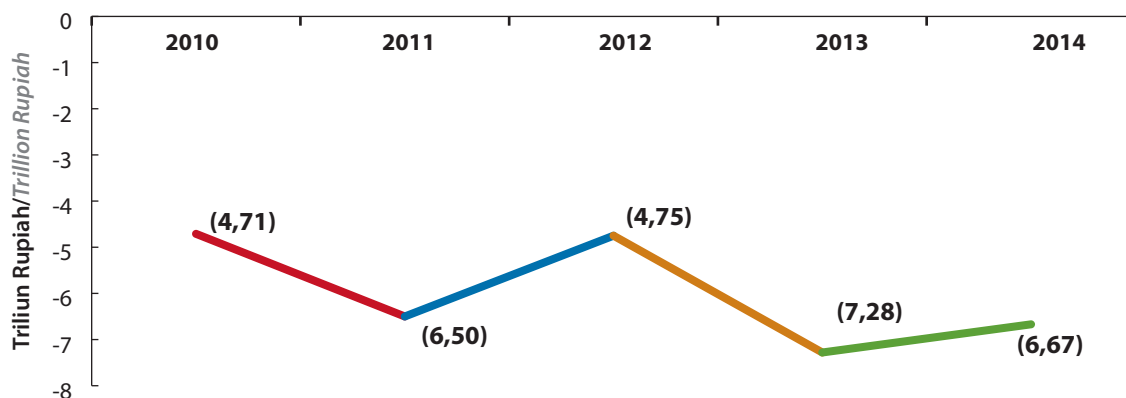
dalam triliun Rupiah/*In trillion Rupiah*

Keterangan <i>Description</i>	Tahun/Year				
	2010	2011	2012	2013	2014
Reasuransi dari Luar Negeri/ <i>Reinsurance Inward from Abroad</i>					
a. Premi Diterima / <i>Inward Premium</i>	0,65	0,81	0,83	1,03	1,18
b. Komisi Dibayar / <i>Commission Paid</i>	0,03	0,04	0,05	0,14	0,12
c. Klaim Dibayar / <i>Claim Paid</i>	0,13	0,22	0,23	0,37	0,41
I. Surplus ( <i>Deficit</i> )= a - b - c	0,49	0,55	0,55	0,52	0,64

Keterangan Description	Tahun/Year				
	2010	2011	2012	2013	2014
Reasuransi Ke Luar Negeri / <i>Reinsurance ceded Abroad</i>					
d. Premi Dibayar / <i>Premium Paid</i>	9,65	11,86	12,21	12,98	14,59
e. Komisi diterima / <i>Commission Received</i>	1,19	1,5	1,71	1,59	1,76
f. Klaim Diterima / <i>Claim Recovery</i>	3,26	3,31	5,19	3,59	5,52
<b>II. Surplus (Deficit) = - d + e + f</b>	<b>-5,2</b>	<b>-7,05</b>	<b>-5,3</b>	<b>-7,8</b>	<b>-7,31</b>
<b>Surplus (Deficit) Net = I + II</b>	<b>-4,71</b>	<b>-6,49</b>	<b>-4,75</b>	<b>-7,28</b>	<b>-6,67</b>
Rasio Defisit Reasuransi ke dan dari Luar Negeri terhadap Premi Bruto / <i>Deficit Ratio Inward and Outward Reinsurance to Gross Premium</i>	14,70%	16,70%	10,60%	13,70%	10,50%
<b>Rasio Klaim / <i>Claim Ratio</i></b>					
Reasuransi dari Luar Negeri / <i>Reinsurance Inward from Abroad</i>	20,00%	27,20%	27,60%	36,20%	35,10%
Reasuransi Ke Luar Negeri / <i>Reinsurance ceded Abroad</i>	33,80%	27,90%	42,50%	27,70%	37,80%

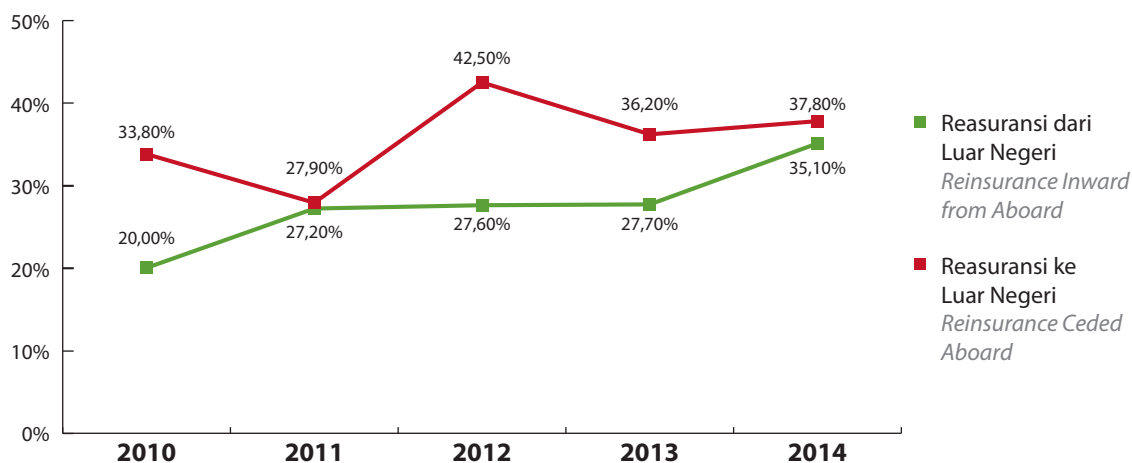
**Grafik 1.6.a Transaksi Berjalan Sektor Asuransi 2010-2014**

*Graph 1.6.a The Balance Of Payment Of Insurance Sector 2010-2014*



**Grafik 1.6.b Rasio Klaim Kegiatan Bisnis Reasuransi Dengan Luar Negeri 2010 - 2014**

*Graph 1.6.b The Claim Ratio Of International Reinsurance Business Activities 2010 - 2014*



## G. USAHA ASURANSI DAN REASURANSI DENGAN PRINSIP SYARIAH

### SHARIA INSURANCE AND REINSURANCE BUSINESS

#### G.1. STRUKTUR PASAR ASURANSI DENGAN PRINSIP SYARIAH

Jumlah perusahaan asuransi dan perusahaan reasuransi dengan prinsip syariah per 31 Desember 2014 adalah 49 perusahaan yang terdiri dari 5 perusahaan asuransi syariah (murni syariah), 41 perusahaan asuransi yang memiliki unit syariah dan 3 perusahaan reasuransi yang memiliki unit syariah. Tabel 1.9 berikut memperlihatkan pertumbuhan perusahaan asuransi dan reasuransi dengan prinsip syariah.

#### G.1. THE MARKET STRUCTURE OF SHARIA INSURANCE BUSINESS

The number of sharia insurance and reinsurance business as of 31 December 2014 was 49 companies, which consisted of 5 sharia insurance companies, 41 insurance companies having sharia unit and 3 reinsurance companies having sharia unit. Table 1.9 shows the growth of sharia insurance and reinsurance companies.

**Tabel 1.9 Pertumbuhan Perusahaan Asuransi dan Reasuransi dengan Prinsip Syariah 2010 - 2014**  
*Table 1.9 The Growth of Sharia Insurance and Reinsurance Companies 2010 - 2014*

Keterangan Description	Tahun/Year				
	2010	2011	2012	2013	2014
Perusahaan Asuransi Jiwa dengan Prinsip Syariah / Sharia Life Insurance Companies	3	3	3	3	3
Perusahaan Asuransi Kerugian dengan Prinsip Syariah / Sharia Non Life Insurance Company	2	2	2	2	2
Perusahaan Asuransi Jiwa yang memiliki Unit Syariah / Sharia Unit of Life Insurance Companies	17	17	17	17	18
Perusahaan Asuransi Kerugian yang memiliki Unit Syariah / Sharia Unit of Non Life Insurance Companies	20	18	20	24	23
Perusahaan Reasuransi yang memiliki Unit Syariah / Sharia Unit of Reinsurance Companies	3	3	3	3	3
<b>Jumlah/Total</b>	<b>45</b>	<b>43</b>	<b>45</b>	<b>49</b>	<b>49</b>

#### G.2. PERTUMBUHAN PREMI BRUTO DAN KLAIM BRUTO

Premi bruto perusahaan asuransi dan perusahaan reasuransi dengan prinsip syariah pada tahun 2014 mencapai Rp10,00 triliun atau meningkat sebesar 11,1% dari premi bruto tahun 2013, yaitu sebesar Rp9,00 triliun. Jumlah premi bruto tahun 2014 tersebut adalah 6,0% dari total premi bruto perusahaan asuransi dan reasuransi.

#### G.2. THE GROWTH OF GROSS PREMIUM AND GROSS CLAIM

The gross premium amount of sharia insurance and reinsurance business in 2014 reached Rp10.00 trillion or increased by 11.1% from those in 2013, which was Rp9.00 trillion. The gross premium was 6.0% of total gross premium of insurance and reinsurance companies in 2014.

Klaim bruto perusahaan asuransi dan reasuransi dengan prinsip syariah pada tahun 2014 mengalami kenaikan sebesar 21,4% dibandingkan dengan tahun 2013, yaitu dari

The total of gross claim of sharia insurance and reinsurance business in 2014 increased by 21.4% compared to that in 2013, from Rp2.56 trillion to Rp3.10 trillion.

Rp2,56 triliun menjadi Rp3,10 triliun. Jumlah klaim bruto tahun 2014 tersebut adalah 3,1% dari total klaim bruto perusahaan asuransi dan reasuransi.

*The gross claim was 3.1% of total gross claim of insurance and reinsurance companies in 2014.*

Tabel 1.10 memperlihatkan pertumbuhan usaha asuransi dan reasuransi dengan prinsip syariah.

*Table 1.10 shows the growth of sharia insurance and reinsurance business.*

**Tabel 1.10 Pertumbuhan Usaha Asuransi dan Reasuransi dengan Prinsip Syariah 2010 - 2014**  
*Table 1.10 The Growth of Sharia Insurance and Reinsurance Business 2010 - 2014*

dalam triliun Rupiah/In trillion Rupiah

Keterangan Description	Tahun/Year				
	2010	2011	2012	2013	2014
Premi Bruto / Gross Premium	2,79	5,08	6,95	9,00	10,00
Klaim / Gross Claim	1,08	1,42	1,79	2,56	3,10
Investasi / Investments	3,31	7,77	11,33	14,32	19,51
Aktiva / Assets	4,44	9,16	13,24	16,65	22,38

Kenaikan premi bruto tertinggi pada tahun 2014 dicapai oleh perusahaan asuransi jiwa dengan prinsip syariah. Premi Bruto asuransi jiwa dengan prinsip syariah tahun 2013 sebesar Rp7,19 triliun meningkat 16,8% menjadi sebesar Rp8,39 triliun pada tahun 2014. Premi bruto tahun 2014 tersebut memberikan kontribusi 7,4% dari total premi bruto perusahaan asuransi jiwa tahun 2014.

*The highest increase in gross premium in 2014 was reached by sharia life insurance business. Gross premium of sharia life insurance business by 16.8% compared to the previous year, from Rp7.19 trillion in 2013 to Rp8.39 trillion in 2014. The gross premium in 2014 were 7.4% of total gross premium of life insurance.*

Kenaikan klaim bruto pada tahun 2014 dialami oleh perusahaan asuransi kerugian dan reasuransi syariah, yaitu meningkat sebesar 4,1% dari tahun 2013, dari sebesar Rp0,87 triliun menjadi sebesar Rp0,90 triliun di tahun 2014. Klaim bruto tersebut adalah 3,2% dari total klaim bruto perusahaan asuransi kerugian dan reasuransi pada tahun 2014.

*The increase of gross claim in 2014 was reached by non life sharia insurance and sharia reinsurance business as well. It was increased by 4.1%, from Rp0.87 trillion in 2014 to Rp0.90 trillion in 2013. The gross claim was 3.2% of total gross claim of non life insurance and reinsurance companies.*

Pertumbuhan usaha asuransi umum dan reasuransi dengan prinsip syariah diperlihatkan dalam Tabel 1.11

*Table 1.11 shows the growth of non life sharia insurance and reinsurance business.*

**Tabel 1.11 Pertumbuhan Usaha Asuransi Umum dan Reasuransi dengan Prinsip Syariah 2010 - 2014**  
**Table 1.11 The Growth of Sharia Non Life Insurance and Reinsurance Business 2010 - 2014**

dalam triliun Rupiah/*In trillion Rupiah*

Keterangan <i>Description</i>	Tahun/Year				
	2010	2011	2012	2013	2014
Premi Bruto / <i>Gross Premium</i>	0,67	1,00	1,74	1,82	1,61
Klaim / <i>Gross Claim</i>	0,32	0,38	0,54	0,87	0,90
Investasi / <i>Investments</i>	0,90	1,34	2,24	2,78	3,11
Aktiva / <i>Assets</i>	1,34	1,91	3,22	3,84	4,31

Total premi bruto perusahaan asuransi jiwa dengan prinsip syariah pada tahun 2014 mencapai Rp8,39 triliun meningkat 16,8% dari tahun 2013, yaitu sebesar Rp7,19 triliun. Premi bruto tahun 2014 tersebut adalah 7,4% dari total premi bruto perusahaan asuransi jiwa tahun 2014 (Tabel 1.14). Adapun rata-rata pertumbuhan premi bruto yang berhasil dicatatkan dalam lima tahun terakhir oleh perusahaan asuransi jiwa dengan prinsip syariah adalah sekitar 43,7%.

*The total of gross premium of sharia life insurance business in 2014 was Rp8.39 trillion, or increased by approximately 16.8% from the total of gross premium in 2013, which was Rp7.19 trillion. In 2014, the gross premium was 7.4% of total gross premium of life insurance companies (Table 1.14). Whereas the average growth of gross premium produced during the last five years by this type of insurance business was approximately 43.7%.*

Sedangkan klaim bruto perusahaan asuransi jiwa dengan prinsip syariah, yaitu meningkat sebesar 30,2% dari tahun 2013, dari sebesar Rp1,69 triliun pada tahun 2013 menjadi Rp2,20 triliun pada tahun 2014. Klaim bruto tahun 2014 tersebut adalah 3,1% dari total klaim bruto perusahaan asuransi jiwa pada tahun 2014.

*On the other hand, the gross claim of sharia life insurance companies increased 30.2% from Rp1.69 trillion in 2013 to Rp2.20 trillion in 2014. The gross claim was around 3.1% of total gross claim of life insurance companies in 2014.*

Tabel 1.12 berikut memperlihatkan pertumbuhan usaha asuransi jiwa dengan prinsip syariah.

*Table 1.12 shows the growth of sharia life insurance business.*

**Tabel 1.12 Pertumbuhan Usaha Asuransi Jiwa Dengan Prinsip Syariah 2010 - 2014**  
**Table 1.12 The Growth of Sharia Life Insurance Business 2010 - 2014**

dalam triliun Rupiah/*In trillion Rupiah*

Keterangan <i>Description</i>	Tahun/Year				
	2010	2011	2012	2013	2014
Jumlah Tertanggung (Polis / Tertanggung) / <i>Number of Insureds (Policy / Insured)</i>	3.192.353	4.766.193	4.488.198	4.306.098	4.721.863
Premi Bruto (Triliun Rp) / <i>Gross Premium (Trillion Rp)</i>	2,12	4,08	5,20	7,19	8,39
Klaim ( Triliun Rp) / <i>Claim (Trillion Rp)</i>	0,76	1,04	1,24	1,69	2,20
Investasi (Triliun Rp) / <i>Investments (Trillion Rp)</i>	2,41	6,43	9,09	11,54	16,40
Aktiva (Triliun Rp) / <i>Assets (Trillion Rp)</i>	3,10	7,25	10,02	12,80	18,08

### G.3. PERTUMBUHAN RASIO KLAIM

Rasio klaim asuransi dan reasuransi dengan prinsip syariah pada tahun 2014 adalah 31,0%. Rasio klaim tersebut lebih tinggi dibandingkan dengan rasio serupa tahun 2013 sebesar 28,4%. Rasio klaim tahun 2014 tersebut juga masih di bawah rasio klaim industri asuransi dan reasuransi pada tahun 2013 yang mencapai 59,5%. Tabel 1.13 menunjukkan perkembangan rasio klaim usaha dengan prinsip syariah selama lima tahun terakhir.

### G.3. THE GROWTH OF CLAIM RATIO

The claim ratio of sharia insurance and reinsurance business in 2014 was 31.0%. This claim ratio was higher compared to that of 2013, which was 28.4%. The ratio was also relatively lower than that of insurance and reinsurance companies in 2014, which was 59.5%. Table 1.13 shows the growth of claim ratio of sharia insurance business during the last five years.

**Tabel 1.13 Pertumbuhan Rasio Klaim Usaha Asuransi Dengan Prinsip Syariah 2010-2014**  
Table 1.13 The Growth of Claim Ratio of Sharia Insurance Business 2010 - 2014

dalam triliun Rupiah/In trillion Rupiah

Tahun Year	Klaim / Claims			Klaim / Claims			Rasio/Ratio (%)
	Asuransi Kerugian NonLife Insurance	Asuransi Jiwa Life Insurance	Jumlah Total	Asuransi Kerugian NonLife Insurance	Asuransi Jiwa Life Insurance	Jumlah Total	
2010	0,32	0,76	1,08	0,67	2,12	2,79	38,6
2011	0,38	1,04	1,42	1,00	4,08	5,08	28,0
2012	0,54	1,24	1,79	1,74	5,20	6,95	25,7
2013	0,87	1,69	2,56	1,82	7,19	9,00	28,4
2014	0,90	2,20	3,10	1,61	8,39	10,00	31,0

### G.4. PANGSA PASAR ASURANSI DENGAN PRINSIP SYARIAH

Pangsa pasar industri asuransi dengan prinsip syariah pada tahun 2014 mengalami pertumbuhan. Tabel 1.14 menunjukkan pangsa pasar industri asuransi dengan prinsip syariah.

### G.4. THE MARKET SHARE OF SHARIA INSURANCE

Sharia insurance business market share in 2014 had grown slightly compared to that in the previous year. Table 1.14 shows the market share of sharia insurance business.

**Tabel 1.14 Pangsa Pasar Asuransi dengan Prinsip Syariah**  
Table 1.14 The Market Share of Sharia Insurance Business

dalam triliun Rupiah/In trillion Rupiah

NO	Keterangan Description	Polis / Tertanggung Policy / Insured		Premi Bruto Gross Premium		Klaim Bruto Gross Claim		Aktiva Assets	
		2013	2014	2013	2014	2013	2014	2013	2014
I	Seluruh Asuransi Jiwa / All Life Insurance	54.118.756	57.510.046	113,22	112,88	75,20	71,82	293,74	368,06
	Asuransi Jiwa Syariah / Sharia Life Insurance	4.306.098	4.721.863	7,19	8,39	1,69	2,20	12,80	18,08
	Persentase Asuransi Jiwa Syariah / Percentage of Sharia Life Insurance	8,0%	8,2%	6,3%	7,4%	2,2%	3,1%	4,4%	4,9%

NO	Keterangan Description	Polis / Tertanggung Policy / Insured		Premi Bruto Gross Premium		Klaim Bruto Gross Claim		Aktiva Assets	
		2013	2014	2013	2014	2013	2014	2013	2014
II	Seluruh Asuransi Kerugian & Reasuransi / All Non Life Insurance & Reinsurance	-	-	48,59	54,67	21,59	27,93	107,44	126,75
	Asuransi Kerugian & Reasuransi Syariah / Sharia Non Life Insurance and Reinsurance	-	-	1,82	1,61	0,87	0,90	3,84	4,31
	Persentase Asuransi Kerugian & Reasuransi Syariah / Percentage of Sharia Non Life Insurance and Reinsurance	-	-	3,7%	2,9%	4,0%	3,2%	3,6%	3,4%
III	Seluruh Asuransi / All Life & Non Life Insurance	-	-	161,81	167,55	96,79	99,74	401,19	494,82
	Seluruh Asuransi Syariah / All Life & Non Life Sharia Insurance	-	-	9,00	10,00	2,56	3,10	16,65	22,38
	Persentase Seluruh Asuransi Syariah / Percentage of All Life & Non Life Sharia Insurance	-	-	5,6%	6,0%	2,6%	3,1%	4,1%	4,5%

## H. UNIT LINK

### UNIT LINK

Pada akhir tahun 2014, terdapat 44 perusahaan asuransi jiwa yang memasarkan produk asuransi yang dikaitkan dengan investasi (*unit link*). Tabel 1.15 memperlihatkan neraca perusahaan asuransi jiwa yang memasarkan *unit link* dan Tabel 1.16 memperlihatkan laba / rugi perusahaan asuransi jiwa yang memasarkan *unit link*.

*At the end of 2014, there were 44 life insurance companies, which sold investment linked products (unit link). Table 1.15 shows the balance sheet of life insurance companies which sold unit link and Table 1.16 shows profit / loss of life insurance companies which sold unit link.*

**Tabel 1.15 Neraca Perusahaan Asuransi yang Memasarkan Unit Link Tahun 2014**

*Table 1.15 The Balance Sheet of Insurance Companies Selling Unit Link In 2014*

*dalam triliun Rupiah/In trillion Rupiah*

Keterangan / Description	Polis / Tertanggung Policy / Insured		Premi Bruto Gross Premium	
	2013	2014	2013	2014
(1)	(2)	(3)	(4)	(5)
Perusahaan Nasional / National Companies	10,51	1,03	0,99	10,54
Perusahaan Patungan / Joint Venture Companies	129,77	2,65	2,03	130,39
<b>Jumlah / Total</b>	<b>140,29</b>	<b>3,69</b>	<b>3,02</b>	<b>140,94</b>



**Tabel 1.16 Laba / Rugi Perusahaan Asuransi yang Memasarkan Unit Link Tahun 2014***Table 1.16 The Profit / Loss of Insurance Companies Selling Unit Link In 2014*dalam triliun Rupiah/*In trillion Rupiah*

Keterangan / Description	Pendapatan Incomes	Hasil Investasi Investments Income	Biaya Expenses	Naik / Turun Nilai Aktiva Increase / Decrease Assets Value
(1)	(2)	(3)	(4)	(5)
Perusahaan Nasional / National Companies	3,51	1,73	3,24	2,00
Perusahaan Patungan / Joint Venture Companies	48,65	23,33	41,86	30,12
<b>Jumlah / Total</b>	<b>52,17</b>	<b>25,06</b>	<b>45,10</b>	<b>32,12</b>

## I. USAHA PIALANG ASURANSI DAN REASURANSI, SERTA PERUSAHAAN PENILAI KERUGIAN ASURANSI

### *INSURANCE AND REINSURANCE BROKERS AND LOSS ADJUSTERS BUSINESS*

Dibandingkan tahun lalu, premi yang dikumpulkan melalui perusahaan pialang asuransi dan pialang reasuransi meningkat sebesar 232,89% dari Rp34,31 triliun pada tahun 2013 menjadi Rp114,21 triliun pada tahun 2014. Sedangkan komisi untuk perusahaan pialang pada tahun 2014 mengalami kenaikan sebesar 264,89% dari Rp4,95 triliun pada tahun 2013 menjadi Rp18,06 triliun pada tahun 2014. Tabel 1.17 memperlihatkan perkembangan jumlah komisi dan premi bruto melalui broker selama lima tahun terakhir.

*Compared to previous year, brokerage gross premium collected by insurance and reinsurance brokers increased by 232.89% from Rp34.31 trillion in 2013 to Rp114.21 trillion in 2014. The brokerage commissions increased by 264.89%, from Rp4.95 trillion in 2013 to Rp18.06 trillion in 2014. Table 1.17 shows the growth of brokerage commissions and brokerage gross premium for the last five years.*

**Tabel 1.17 Pertumbuhan Komisi Pialang dan Premi Asuransi Melalui Pialang 2010 - 2014***Table 1.17 The Growth of Brokerage Commissions and Gross Premiums 2010 - 2014*dalam triliun Rupiah/*In trillion Rupiah*

Tahun Year	Premi Bruto Melalui Pialang / Brokerage Gross Premium		Klaim / Claims		Komisi Pialang : Premi Bruto Melalui Pialang / Brokerage Commissions: Brokerage Gross Premium
	Jumlah Total	Kenaikan Life Increase	Jumlah Total	Kenaikan Life Increase	
2010	8,19	11,4%	0,85	11,7%	10,3%
2011	6,69	-18,4%	0,86	1,2%	12,8%
2012	10,86	61,60%	1,19	72,27%	10,98%
2013	34,31	215,93%	4,95	315,97%	14,43%
<b>2014</b>	<b>114,21</b>	<b>232,89%</b>	<b>18,06</b>	<b>264,89%</b>	<b>15,81%</b>

Banyaknya klaim yang dinilai oleh perusahaan penilai kerugian asuransi (*loss adjusters*) meningkat sebesar 23,26%, dari 9.609 klaim pada tahun 2013 menjadi 11.844 klaim pada tahun 2014.

*The number of claims appraised by the loss adjusters companies in 2014 increased by 23.26% compared to that in 2013 that is, from 9,609 claims to 11,844 claims.*

Tabel 1.18 menunjukkan jumlah klaim yang dinilai oleh perusahaan penilai kerugian asuransi pada tahun 2010 sampai dengan 2014.

*Table 1.18 shows the number of claims appraised by Loss Adjusters Companies in 2010 until 2014.*

**Tabel 1.18 Rekapitulasi Banyaknya Klaim yang Dinilai oleh Perusahaan Penilai Kerugian Asuransi**  
*Table 1.18 The Recapitulation of Claims Appraised by Loss Adjusters*

dalam satuan/In unit

No.	Nama Perusahaan / Name of Company	Jumlah Klaim Dinilai / Number of Claims Appraised				
		2010	2011	2012	2013	2014
<b>Swasta Nasional / National Private</b>		11,4%	0,85	11,7%	10,3%	10,3%
1	PT Ardilla Solorina	1	35	39	-	9
2	PT Bahtera Arthaguna Parama	248	210	263	218	235
3	PT Bahtera Arung Persada	281	229	358	292	206
4	PT Dharma Nilaitama	-	695	595	527	539
5	PT Emca Jaya Utama	-	-	-	-	-
6	PT General Adjuster Indonesia	303	357	389	658	755
7	PT Global Internusa Adjusting	-	-	46	198	934
8	PT Insurindo Loss Adjuster	5	-	28	-	-
9	PT Japenansi Nusantara	523	-	375	445	934
10	PT MCO Prima Indonesia	-	-	-	12	44
11	PT Multi Pilar Jasa Pirsu Nusa	164	157	125	154	130
12	PT Pandu Halim Perkasa (d/h PT PHP Arieics & Richardsons)	303	419	-	540	515
13	PT Pramayasa Vaisha Adjuster	11	-	43	81	73
14	PT Prima Adjusterindo Mandiri	617	490	474	1.012	1.936
15	PT Royal Conocean International Adjuster	199	222	173	171	123
16	PT Sapalans Makarti	82	143	82	67	65
17	PT Sapta Pirsu Mandiri	177	-	151	95	73
18	PT Sthira Budi Madhyasta	57	-	68	73	58
19	PT Universal Nilaitama*)	-	-	-	-	26
20	PT Utama Nilai Sentosa	55	-	77	258	208
<b>Jumlah / Sub Total</b>		<b>3.054</b>	<b>2.957</b>	<b>3.286</b>	<b>4.801</b>	<b>6.863</b>
<b>Patungan / Joint Venture</b>		11,4%	0,85	11,7%	10,3%	10,3%
1	PT Axis International Indonesia	280	-	189	233	234
2	PT Cunningham Lindsey Indonesia	584	562	897	1.221	1.883
3	PT Mc Larens Indonesia	693	-	1.067	997	1.019
4	PT Nippon Kaiji Kentei Kyokai	898	547	555	609	676

5	PT Radita Utama Internusa	1.228	919	149	1.047	405
6	PT Satria Dharma Pusaka Crawford THG	755	-	626	701	764
<b>Jumlah / Sub Total</b>		<b>4.438</b>	<b>2.028</b>	<b>3.483</b>	<b>4.808</b>	<b>4.981</b>
<b>Jumlah / Grand Total</b>		<b>7.492</b>	<b>4.985</b>	<b>6.769</b>	<b>9.609</b>	<b>11.844</b>

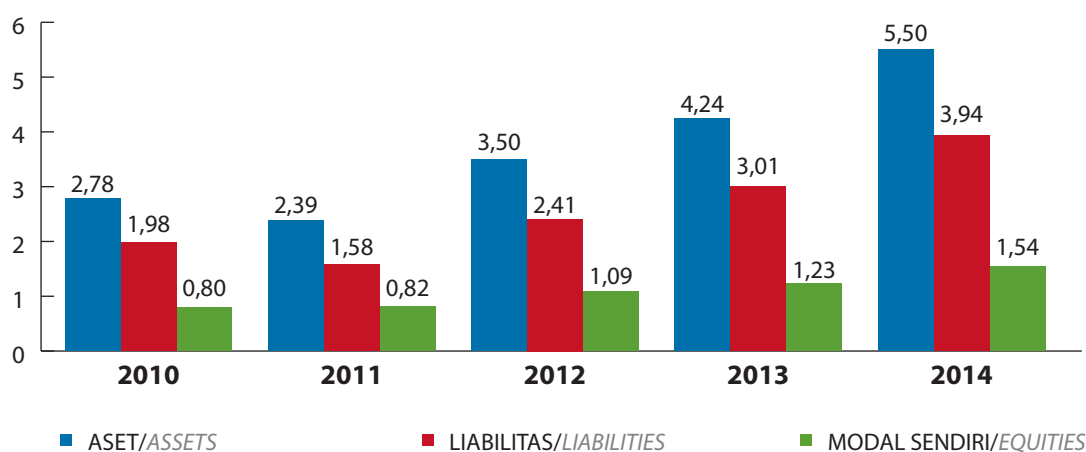
\*) Pemberian Izin Usaha Tahun 2013/*New licence at the end*

Grafik 1.7 dan 1.8 menyajikan data rinci untuk perusahaan Pialang asuransi dan perusahaan pialangreassurance, antara lain rekapitulasi premi dan komisi, neraca, laba / rugi, investasi, aset, liabilitas dan modal sendiri.

*The graphs 1.7 and 1.8 show detailed data for insurance and reinsurance brokers, such as recapitulation of premium and commission, balance sheets, profit / loss, investments, assets, liabilities, and equity.*

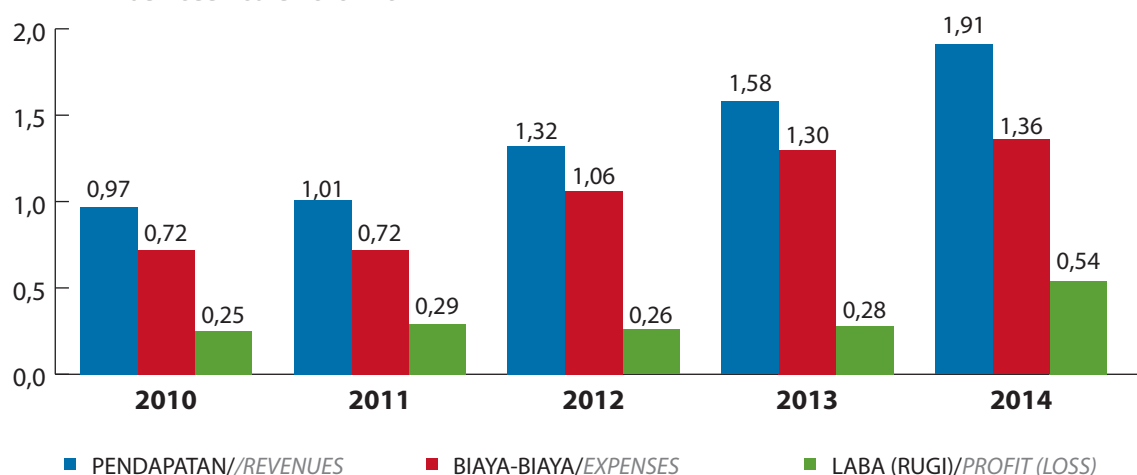
#### Grafik 1.7 Pertumbuhan Aset, Liabilitas, Modal Sendiri Usaha Pialang Asuransi dan Reasuransi Tahun 2010 - 2014 (triliun Rupiah)

*Graph 1.7 The Growth of The Assets, Liabilities, Equity of Insurance & Reinsurance Brokers Business Years 2010 – 2014 (trillion Rupiah)*



#### Grafik 1.8 Pertumbuhan Pendapatan, Biaya, Laba/Rugi Usaha Pialang Asuransi dan Reasuransi Tahun 2010 - 2014

*Graph 1.8 The Growth of The Revenues, Expenses, Profit/Loss of Insurance & Reinsurance Brokers Business Years 2010 - 2014*



## J. REKAPITULASI TENAGA KERJA DAN AGEN

### RECAPITULATION OF EMPLOYEES AND AGENTS

**Tabel 1.19 Konvensional**

*Table 1.19 Conventional*

No.	Nama Perusahaan / Name of Company	Tenaga Kerja / Employees	Agen/Agent		Jumlah Total
			Badan Hukum/ Company	Perorangan/ Individual	
(1)	(2)	(3)	(4)	(5)	(6)
1	Asuransi Jiwa / Life Insurance				
	a. Perusahaan Nasional / National Private	10.502	1	75.984	76.701
	b. Patungan / Joint Venture	10.089	33	332.510	332.543
2	Asuransi Umum / Non Life Insurance				
	a. Perusahaan Nasional / National Private	20.471	394	7.016	7.493
	b. Patungan / Joint Venture	4.308	90	17.288	17.378
3	Reasuransi / Reinsurance	529	-	-	-
4	Pialang Asuransi / Insurance Brokers	3.006	-	-	3.006
5	Pialang Reasuransi / Reinsurance Brokers	256	-	-	256
6	<b>Jumlah / Sub Total</b>	<b>49.161</b>	<b>518</b>	<b>432.798</b>	<b>437.377</b>

Catatan : termasuk tenaga kerja unit usaha asuransi syariah  
 Note : including worker who work for sharia insurance unit

**Tabel 1.20 Syariah**

*Table 1.20 Sharia*

No.	Nama Perusahaan / Name of Company	Tenaga Kerja / Employees	Agen/Agent		Pialang/ Broker	Jumlah Total
			Badan Hukum/ Company	Perorangan/ Individual		
(1)	(2)	(3)	(4)	(5)	(6)	(7)
1	Asuransi Jiwa / Life Insurance	498	-	1.865	4	2.367
2	Asuransi Umum / Non Life Insurance	333	-	400	-	733
3	<b>Jumlah / Sub Total</b>	<b>831</b>	<b>-</b>	<b>2.265</b>	<b>4</b>	<b>3.100</b>

Catatan : hanya tenaga kerja pada perusahaan asuransi yang full syariah  
 Note : only worker who work for full pledged insurance companies

## K. CATATAN

### NOTES

Data lengkap mengenai usaha asuransi umum dan reasuransi, usaha asuransi jiwa, usaha asuransi dan reasuransi syariah, badan penyelenggara asuransi sosial, perusahaan penyelenggara asuransi wajib, usaha pialang asuransi dan reasuransi serta perusahaan penilai kerugian asuransi dapat dilihat pada Lampiran II sampai dengan Lampiran VII.

*The complete data for non life insurance and reinsurance business, life insurance business, sharia insurance and reinsurance business, agencies administering social insurance, companies administering mandatory insurance, insurance and reinsurance brokers and loss adjusters business, can be seen at Appendix II up to VII.*

HALAMAN INI SENGAJA DIKOSONGKAN  
*THIS PAGE IS INTENTIONALLY LEFT BLANK*

# ASURANSI UMUM DAN REASURANSI-KONVENSIONAL

---

*NON LIFE INSURANCE AND REINSURANCE-CONVENTIONAL*

# 2014

**PERASURANSIAN INDONESIA / INDONESIA INSURANCE**

HALAMAN INI SENGAJA DIKOSONGKAN  
*THIS PAGE IS INTENTIONALLY LEFT BLANK*



Perusahaan Asuransi Umum & Reasuransi - Konvensional  
Non Life Insurance & Reinsurance Companies - Conventional

TABLE 2.1 / TABLE 2.1  
REKAPITULASI NERACA TAHUN 2014  
RECAPITULATION OF BALANCE SHEET IN YEAR 2014

NO.	NAMA PERUSAHAAN NAME OF COMPANIES	(3)	(4)	(5)	(6)	(7)	(8)	(9)	Dalam Jutaan Rupiah In Million Rupiah	
									EKUITAS EQUITY	
<b>PERUSAHAAN ASURANSI UMUM NASIONAL</b>										
<b>NATIONAL NON LIFE INSURANCE COMPANIES</b>										
1	PT Asuransi Adira Dinamika	2.898.888	1.353.894	4.252.783	1.313.185	1.021.011	713.035	-	-	1.205.552
2	PT Asuransi Arianindo	135.018	36.391	171.409	29.622	19.367	5.720	-	-	116.699
3	PT Anghagraha General Insurance	183.733.42	98.184	281.918	38.756	31.026	32.978	-	-	173.314
4	PT Asuransi Asoka Mas	184.430.7	270.987.4	455.418	114.481.25	119.687.36	83.261.07	-	-	107.537
5	PT Asuransi Astra Buana	6.229.551	3.373.422	9.602.974	3.356.728	1.848.484	1.712.352	-	-	2.865.411
6	PT Avist General Insurance (dih PT Asuransi Starlite Internasional)	112.925	51.514	164.435	15.314	26.866	14.054	-	-	108.201
7	PT Asuransi Bangun Askrida	1.216.131	617.177	1.833.308	256.411	138.972	107.836	-	-	471.732
8	PT Fairfax Insurance Indonesia (dih Batavia Mitrata Insurance)	271.991	105.351	377.342	73.967	-	7.185	-	-	263.666
9	PT Berdikari Insurance	50.424	112.909	163.333	8.828	1.981.79	42.750.31	3.500	-	106.273
10	PT Asuransi Bhakti Bhayangkara	55.617	99.794	155.410	23.244	14.933	4.946	-	-	100.139
11	PT Asuransi Bina Dana Arta Tbk.	2.183.405	491.397	2.674.802	90.147	152.536	199.256	-	-	1.217.904
12	PT Asuransi Binaqaya Upakara	253.989	79.440	333.429	42.255	59.261	18.523	-	-	108.424
13	PT Asuransi Bintang Tbk.	151.184	250.609	401.793	77.115	105.721	59.880	-	-	124.638
14	PT Asuransi Bosowa Periscope	141.316	128.175	269.491	32.067	36.448	63.430	-	-	111.057
15	PT Asuransi Bering Sejahtera Atamakmur	1.403.340	1.403.340	1.580.116	432.879	297.304	591.027	-	-	208.512
16	PT Asuransi Buana Independent	215.055	217.552	432.607	67.954	108.877	117.821	-	-	137.955
17	PT Asuransi Umum Bumiputera Muda 1967	297.322	355.651	652.974	82.009	116.072	126.747	70.000	-	169.249
18	PT Asuransi Central Asia	4.899.154	3.847.401	8.746.555	1.262.198	1.022.510	2.290.117	-	-	4.171.730
19	PT Asuransi Umum BCA (dih PT Central Sejahtera Insurance)	46.318	230.903	277.221	79.038	92.972	32.845	35.000	-	102.391
20	PT Citra International Underwriters	513.913	165.541	679.454	290.917	156.725	32.845	-	-	224.950
21	PT Asuransi Davin Mitra Tbk.	289.714	1.064.189	1.353.902	185.040	281.213	590.902	-	-	109.953
22	PT Asuransi Eka Lloyd Jaya	105.847	47.207	153.053	15.859	13.081	12.780	-	-	-
23	PT Asuransi Ekspor Indonesia (Persero)	-	-	-	-	-	-	-	-	-
24	PT Asuransi Harta Aman Pratama Tbk.	90.526	275.118	365.644	26.824	105.691	109.944	-	-	123.185
25	PT Asuransi Himalaya Peleindung	34.499	206.296	240.795	45.470	61.467	14.793	-	-	118.983
26	PT Asuransi FPG Indonesia (dih Asuransi Indrapura)	272.380	848.666	1.121.046	279.458	286.410	363.355	-	-	163.395
27	PT Asuransi Intra Asia	93.171	49.866	143.037	16.651	8.461	1.490	-	-	102.738
28	PT MNC Asuransi Indonesia (dih Asuransi Jaminindo General Insurance)	179.213	205.821	385.034	83.761	129.073	26.959	-	-	145.241
29	PT Asuransi Jasa Indonesia (Persero)	1.689.919	9.270.071	10.959.990	2.001.024	1.613.747	5.129.764	-	-	1.989.500
30	PT Asuransi Jasa Rahajaya Putera	811.718	584.841	1.396.559	240.487	352.232	114.670	-	-	622.588
31	PT Asuransi Jasa Tania Tbk.	148.507	169.339	314.846	43.437	68.973	48.263	-	-	154.174
32	PT Asuransi Kredit Indonesia (Persero)	6.711.269	1.583.721	8.294.990	414.615	963.802	338.708	-	-	6.577.864
33	PT Lippo General Insurance Tbk.	1.479.300	703.282	2.182.582	119.507	402.738	335.322	-	-	1.324.615
34	PT Malacca Trust Wuwungan Insurance (dih PT Asuransi Wuwungan)	115.834	34.858	150.692	10.684	25.076	8.085	-	-	106.847
35	PT Asuransi Mega Pratama	402.814	348.412	751.225	207.056	198.129	74.250	-	-	271.790
36	PT Asuransi Mitra Mapanya	77.100	122.641	199.742	13.817	29.609	49.222	626	-	106.468
37	PT Asuransi Mitra Mapanya	282.490	229.816	512.307	142.975	53.868	74.194	-	-	199.218
38	PT Asuransi Multi Artha Cuna	1.465.507	1.651.782	1.651.782	329.170	192.397	95.860	-	-	1.034.335
39	PT Pan Pacific Insurance (dih PT Asuransi Jaja Inti)	347.433	356.488	703.921	84.682	95.202	21.285	-	-	99.625
40	PT Panin Insurance	-	-	-	-	-	-	-	-	-
41	PT Asuransi Parolamas	61.771	209.895	271.666	35.072	25.094	80.344	-	-	85.787
42	PT Asuransi Purna Atanugraha	110.767	489.548	600.315	96.275	63.891	181.454	-	-	157.396
43	PT Asuransi Raksa Pratihara	390.246	972.935	1.363.181	527.463	319.765	225.798	-	-	290.155
44	PT Asuransi Rama Sarira Wibawa	101.555	1.076.758	1.178.313	127.373	260.482	603.827	50.000	-	101.582
45	PT Asuransi Ramayana Tbk.	476.218	831.234	1.307.452	157.904	182.257	489.438	-	-	188.874
46	PT Asuransi Raya	77.573	98.906	176.478	15.703	27.465	5.729	-	-	101.422
47	PT Asuransi Recapital	70.921	108.979	179.900	16.213	13.078	68.513	-	-	77.091
48	PT Asuransi Reliance Indonesia	233.352	309.828	543.180	57.799	119.655	158.841	-	-	194.963
49	PT Sarana Lindung Upaya	18.084	355.377	373.461	141.170	855	50.852	-	-	(55.182)
50	PT Asuransi Sinar Mas	3.676.719	2.592.703	6.269.422	1.961.381	994.008	1.118.587	-	-	2.161.819
51	PT Maekapai Asuransi Sonwellis	27.595	36.157	63.751	1.525	3.683	1.686	-	-	56.810
52	PT Asuransi Sumit Oto	522.681	36.686	559.346	284.500	118.330	20.257	-	-	136.253

NO.	NAMA PERUSAHAAN NAME OF COMPANIES	Dalam Jutaan Rupiah In Million Rupiah									
		(1)	(2)	(3)	(4)	(5)	(6)	(7)	(8)	(9)	(10)
53	PT Staco Mandiri (d/PT Staco Jasa Pratama)	41.257	136.145	177.402	13.786	32.866	36.400	-	-	94.350	
54	PT Asuransi Tin Pakaria	399.628	1.077.696	1.477.325	206.736	154.026	632.109	12.000	-	256.533	
55	PT Asuransi Tugu Kresna Pratama	30.166	587.431	617.596	224.381	117.645	161.438	-	-	86.573	
56	PT Tugu Pratama Indonesia	3.068.553	4.373.392	7.441.944	1.358.012	1.015.297	2.420.866	-	-	2.647.770	
57	PT Victoria Insurance (d/PT Asuransi Umum Certifis)	116.995	41.191	158.185	16.785	16.066	17.268	-	-	109.047	
58	PT Asuransi Viedi (d/PT Asuransi Fadent Mahkota Sahid)	92.763	47.238	140.001	20.487	11.378	5.964	-	-	102.172	
59	PT Asuransi Wahana Tata	789.179	2.423.911	3.213.091	608.647	608.160	821.543	-	-	795.040	
60	PT Asuransi Mitra Pelindung Mustika	177.522	30.237	269.430	26.925	29.741	143.063	-	-	131.880	
61	PT Asuransi Umum Panin**	476.606	378.130	854.735	216.042	171.208	143.063	-	-	324.423	
62	PT Asuransi Cakrawala Proteksi Indonesia	86.062	52.726	138.788	18.187	14.864	960	-	-	102.445	
63	PT Asuransi Simas Net	106.000	1.419	107.419	140	161	-	-	-	107.118	
64	PT Asuransi ASEI Indonesia	804.322	1.793.140	2.597.462	729.700	492.417	821.095	-	-	554.290	
65	PT Ace Jaya Proteksi (d/PT Asuransi Jaya Proteksi)	-	-	-	-	-	-	-	-	-	
66	PT Asuransi Karyamas Sentralindo *	-	-	-	-	-	-	-	-	-	
67	PT Asuransi Puri Ash **	-	-	-	-	-	-	-	-	-	
68	PT Asuransi Wanamekar Handayani **	-	-	-	-	-	-	-	-	-	
69	PT Asuransi ASEI Reasuransi Indonesia	607.599	295.572	903.171	182.904	-	-	-	-	720.267	
<b>JUMLAH / SUB TOTAL</b>		<b>47.375.496</b>	<b>47.995.440</b>	<b>95.370.937</b>	<b>19.005.082</b>	<b>15.030.378</b>	<b>21.741.777</b>	<b>174.441</b>	<b>174.441</b>	<b>34.821.812</b>	
<b>PERUSAHAAN ASURANSI UMUM PATUNGAN</b>											
<b>JOINT VENTURE NON LIFE INSURANCE COMPANIES</b>											
1	PT ACE Jaya Proteksi (d/PT Asuransi Jaya Proteksi)	974.952	1.137.395	2.112.347	200.615	835.602	444.447	-	-	631.683	
2	PT Asuransi Allianz Utama Indonesia	834.202	1.122.535	1.956.736	296.951	925.615	925.615	-	-	394.709	
3	PT Asuransi Axa Indonesia	346.891	420.470	767.361	109.686	178.214	238.183	-	-	241.278	
4	PT Bess Central Insurance (d/PT Asuransi AIG Indonesia)	63.060	278.047	278.047	61.467	82.763	12.003	-	-	118.241	
5	PT AIG Insurance Indonesia (d/PT Charitis Insurance Indonesia)	286.903	890.395	1.177.298	196.190	312.827	390.105	-	-	278.176	
6	PT China Taiping Insurance Indonesia	84.006	387.108	303.102	60.804	54.571	85.267	-	-	147.904	
7	PT Meritz Korindo Insurance (d/PT Asuransi Hanjin Korindo)	72.758	91.323	164.081	10.278	28.247	19.491	-	-	105.190	
8	PT KSK Insurance Indonesia (d/PT KSK Insurance Indonesia)	147.960	326.833	474.793	103.916	70.612	162.032	-	-	138.233	
9	PT LIG Insurance Indonesia	165.674	338.214	503.889	31.401	71.099	263.339	-	-	138.050	
10	PT MAA General Assurance	9.694	235.037	234.731	301.084	4	124.072	-	-	(257.919)	
11	PT Asuransi Mandiri Axa General Insurance (d/PT Asuransi Dharma Bangsa)	790.474	253.293	1.043.767	123.737	53.226	92.783	-	-	254.442	
12	PT Asuransi MSIG Indonesia	989.610	1.871.462	2.861.072	316.676	412.365	1.227.721	-	-	617.575	
13	PT Asuransi Sampo Japan Nipponkoa Indonesia (d/PT Asuransi Nipponkoa Indonesia)	504.223	963.045	1.467.268	304.121	317.972	327.507	-	-	351.552	
14	PT Asuransi Sampo Japan Nipponkoa Indonesia (d/PT Asuransi Nipponkoa Indonesia)	320.861	364.398	65.760	222.139	230.909	37.000	-	-	129.452	
15	PT Asuransi Samsung Tugu	273.736	702.550	976.286	242.089	176.346	373.848	-	-	165.597	
16	PT Asuransi Tokio Marine Indonesia	970.471	983.619	1.954.089	454.678	450.930	361.006	-	-	687.475	
17	PT Zurich Insurance Indonesia	391.607	364.670	756.277	118.774	182.152	240.917	-	-	214.435	
18	PT Asuransi CHUBB Indonesia	-	-	-	-	-	-	-	-	-	
19	PT Sampo Japan Insurance Indonesia	-	-	-	-	-	-	-	-	-	
<b>JUMLAH / SUB TOTAL</b>		<b>7.227.102</b>	<b>10.573.307</b>	<b>17.800.409</b>	<b>2.998.228</b>	<b>3.788.530</b>	<b>5.519.246</b>	<b>104.491</b>	<b>104.491</b>	<b>4.356.073</b>	
<b>PERUSAHAAN REASURANSI</b>											
<b>REINSURANCE COMPANIES</b>											
1	PT Reasuransi Internasional Indonesia	2.578.872	540.859	3.119.731	155.841	783.760	592.387	896.629	-	691.114	
2	PT Maskapai Reasuransi Indonesia	709.856	423.206	1.133.062	50.483	125.766	260.857	-	-	454.502	
3	PT Reasuransi Nasional Indonesia	1.350.683	1.385.810	2.736.493	99.450	860.479	1.061.092	-	-	695.473	
4	PT Tugu Reasuransi Indonesia	1.056.368	810.555	1.866.923	211.428	535.517	736.633	37.000	-	346.345	
5	PT Reasuransi Maipark Indonesia	257.537	163.550	421.087	36.474	78.203	41.564	-	-	258.998	
<b>JUMLAH / SUB TOTAL</b>		<b>6.953.315</b>	<b>3.323.981</b>	<b>9.277.296</b>	<b>553.676</b>	<b>2.403.724</b>	<b>2.692.534</b>	<b>933.629</b>	<b>933.629</b>	<b>2.446.332</b>	
<b>JUMLAH SELURUHNYA / GRAND TOTAL</b>		<b>60.555.914</b>	<b>61.892.728</b>	<b>122.448.641</b>	<b>22.556.985</b>	<b>21.222.632</b>	<b>29.953.557</b>	<b>1.212.961</b>	<b>1.212.961</b>	<b>41.824.217</b>	

Keterangan / Notes :

\*) Tidak Menyampaikan Laporan / Have Not Submitted Annual Report

\*\*) Pencabutan Izin Usaha / Licenses Have Been Removed

\*\*\*) Pemberian Izin Usaha Baru / New Licenses

Perusahaan Asuransi Umum & Reasuransi - Konvensional  
 Non-Life Insurance & Reinsurance Companies - Conventional  
**TABEL 2.11/ TABLE 2.11**  
**REKAPITULASI INVESTASI TAHUN 2014**  
**RECAPITULATION OF INVESTMENT IN YEAR 2014**

NO.	NAMA PERUSAHAAN NAME OF COMPANIES	Dalam Jutaan Rupiah In Million Rupiah																
		(2)	(3)	(4)	(5)	(6)	(7)	(8)	(9)	(10)	(11)	(12)	(13)	(14)	(15)	(16)	(17)	(18)
		DEPOSITO BERHAMKA DAN TABUNG TIME DEPOSIT AND SAVINGS DEPOSIT OF	SAHAM STOCKS	SURAT UTANG DAN SUKUK KORPORASI CORPORATE BOND	SURAT BERHAMKA DITERBITKAN OLEH NEGARA GOVERNMENT BOND	SURAT BERHAMKA DITERBITKAN OLEH SELAIN NEGARA OVERSEAS BOND	SURAT DITERBITKAN OLEH BANK CENTRAL BANK BOND	SURAT BERHAMKA YANG DITERBITKAN MULTINASIONAL MULTINATIONAL BOND	REKSADANA MUTUAL FUND	KIKI ERA COLLECTIVE INVESTMENT ASSETS BACKED SECURITIES	DANA INVESTASI REAL ESTATE INVESTMENT FUND	PENYERTAAN LANGSUNG DIRECT PLACEMENT	BANGUNAN DAN HAK STRUKTUR UNTUK INVESTASI PROPERTY	PEMBELIAN PINTUK REKONSTRUKSI BANK REFINANCING	EMAS GOLD	PNJAMAN DENGAN HAK MORTGAGE LOAN	INVESTASI LAIN OTHER INVESTMENT	JUMLAH TOTAL
<b>PERUSAHAAN ASURANSI UMUM DAN REASURANSI</b>																		
<b>NATIONAL LIFE INSURANCE COMPANIES</b>																		
1	PT Asuransi Adira Dinamisa	1.936.625	30.275	659.289	-	21.266	-	67.405	-	-	95	-	161.71	-	-	-	25.000	2.899.899
2	PT Asuransi Asuransi	2.196	4.487	1.487	-	-	-	37.623	-	-	50.989	8.105	-	-	-	-	-	183.733
3	PT Asuransi Asuransi	638.054	-	1.947.766	673.995	-	-	2.915.742	-	-	3.984	-	-	-	-	-	50.000	6.229.531
4	PT Asuransi Asuransi	1.000	20.313	54.855	17.850	-	-	17.881	-	-	104	70.283	-	-	-	-	51.665	271.991
5	PT Asuransi Asuransi	50.278	-	10.000	-	-	-	-	-	-	148	-	-	-	-	-	-	50.424
6	PT Asuransi Asuransi	1.027.780	60.145	251.360	-	-	-	98.928	-	-	13.854	192.428	-	-	-	-	-	21.834.035
7	PT Asuransi Asuransi	1.098.310	4.679	4.985	59.817	-	-	1.021	-	-	17.5	-	-	-	-	-	-	253.998
8	PT Asuransi Asuransi	48.473	46	80	5.667	-	-	-	-	-	14.648	3.578	-	-	-	-	-	151.194
9	PT Asuransi Asuransi	1.458.819	1.258	23.516	-	-	-	-	-	-	2.205.897	42.207	-	-	-	-	-	17.877.6
10	PT Asuransi Asuransi	1.900.056	41.543	44.771	14.938	-	-	53.488	-	-	245	-	-	-	-	-	-	215.095
11	PT Asuransi Asuransi	1.459.471	1.749.137	18.050	383.306	-	-	389.169	-	-	5.489	-	-	-	-	-	-	513.913
12	PT Asuransi Asuransi	459.528	259	18.500	14.444	-	-	12.849	-	-	33.383	44.252	-	-	-	-	-	463.19
13	PT Asuransi Asuransi	91.369	-	-	-	-	-	-	-	-	188	-	-	-	-	-	-	105.847
14	PT Asuransi Asuransi	78.681	3.069	-	1.494	-	-	6.285	-	-	194	-	-	-	-	-	-	90.527
15	PT Asuransi Asuransi	2.416.648	15.455	4.961	-	-	-	4.992	-	-	254	-	-	-	-	-	-	272.930
16	PT Asuransi Asuransi	88.100	-	-	-	-	-	-	-	-	5.071	-	-	-	-	-	-	93.171
17	PT Asuransi Asuransi	121.700	9.478	11.274	-	-	-	38.746	-	-	15	-	-	-	-	-	-	179.213
18	PT Asuransi Asuransi	435.869	5.610	252.851	10.000	-	-	100.924	-	-	593	8.724	-	-	-	-	-	811.718
19	PT Asuransi Asuransi	113.168	3.782	14.726	10.530	-	-	3.156	-	-	144	-	-	-	-	-	-	145.506
20	PT Asuransi Asuransi	5.238.935	2.282	126.859	59.802	-	-	394.088	-	-	899.408	1.687.2	-	-	-	-	-	6.711.289
21	PT Asuransi Asuransi	81.728	1.006.091	32.408	13.145	-	-	15.338	-	-	10	-	-	-	-	-	-	116.834
22	PT Asuransi Asuransi	2.74.700	3.918	74.384	24.832	-	-	-	-	-	10	-	-	-	-	-	-	402.813
23	PT Asuransi Asuransi	75.314	654	8.608	-	-	-	23.338	-	-	102	-	-	-	-	-	-	77.100
24	PT Asuransi Asuransi	903.666	53.769	404.320	8.782	-	-	50.780	-	-	64.183	-	-	-	-	-	-	1.465.508
25	PT Asuransi Asuransi	260.157	2.395	31.884	16.857	-	-	8.720	-	-	4.263	23.047	-	-	-	-	-	347.433
26	PT Asuransi Asuransi	58.692	171	-	-	-	-	1.465	-	-	1.169	-	-	-	-	-	-	61.771
27	PT Asuransi Asuransi	61.483	34.241	4.126	-	-	-	10.779	-	-	338	-	-	-	-	-	-	110.767
28	PT Asuransi Asuransi	398.856	5.108	-	-	-	-	4.951	-	-	389	-	-	-	-	-	-	390.245
29	PT Asuransi Asuransi	91.202	16.855	44.771	-	-	-	-	-	-	29.634	57.787	-	-	-	-	-	101.505
30	PT Asuransi Asuransi	60.703	16.855	-	-	-	-	-	-	-	15	-	-	-	-	-	-	77.573
31	PT Asuransi Asuransi	30.868	25.399	20.000	-	-	-	-	-	-	287	144.28	-	-	-	-	-	70.922
32	PT Asuransi Asuransi	128.250	72.789	-	-	-	-	-	-	-	20.983	-	-	-	-	-	-	233.52
33	PT Asuransi Asuransi	1.380.052	40.410	-	-	-	-	2.004.759	-	-	227.038	4.711	-	-	-	-	-	3.675.719
34	PT Asuransi Asuransi	27.500	-	-	-	-	-	-	-	-	95	-	-	-	-	-	-	27.595
35	PT Asuransi Asuransi	921.300	-	-	-	-	-	-	-	-	1.381	-	-	-	-	-	-	922.681

NO.	NAMA PERUSAHAAN NAME OF COMPANIES	DEPOSITO BERHANGKA DANA TIME DEPOSIT AND CERTIFICATE OF DEPOSIT	SAHAM STOCKS	SURAT UTANG DAN SUKUK KORPORASI CORPORATE BOND	(6)	(7)	(8)	(9)	(10)	(11)	(12)	(13)	(14)	(15)	(16)	(17)	(18)	(19)
(1)																		
53	PT Sico Mandiri (Gh PT Sico Jasa Pratama)	20.775		762					19.579			121						41.267
54	Auransi TI Prakira	26.278		172.953	355.539			54.850				168						301.026
55	PT PT Pratiwi Pratama	1.803		1.803				1.803										1.803
56	PT Ugi Pratama Indonesia	854.108		46.578	917.795			113.149				1.048.477						3.063.533
57	PT Vektor Insurance (Gh PT Asuransi Umum Central)	40.247		18.074	17.247							90						116.995
58	PT Asuransi Wahana Jasa	409.948		124.837	142.179			6.055				96.848						378.770
59	PT Asuransi Mitra Peladang, Muska	176.500		522				104.195				45.027						177.522
60	PT Asuransi Umum Pean***	182.406		293								541						476.606
61	PT Asuransi Sinar Negeri Proteksi Indonesia	471.736		59.292	177.070			18.313				4.472						804.322
62	PT Asuransi ASEA Indonesia																	
63	PT Asuransi Proteksi (Gh PT Asuransi Jaya Proteksi)																	
64	PT Asuransi Widyadarmas (Gh PT Asuransi Widyadarmas)																	
65	PT Asuransi Widyadarmas (Gh PT Asuransi Widyadarmas)																	
66	PT Asuransi Widyadarmas (Gh PT Asuransi Widyadarmas)																	
67	PT Asuransi Pura Arah ***																	
68	PT Asuransi Widyadarmas (Gh PT Asuransi Widyadarmas)																	
69	PT Asuransi ASEA Reasuransi Indonesia																	
	<b>JUMLAH / SUB TOTAL</b>	<b>22.445.920</b>	<b>3.773.536</b>	<b>6.192.004</b>	<b>1.260.246</b>	<b>-</b>	<b>-</b>	<b>4.951</b>	<b>6.679.419</b>	<b>10.57.6</b>	<b>-</b>	<b>6.070.996</b>	<b>610.011</b>	<b>-</b>	<b>4.906</b>	<b>20.020</b>	<b>403.914</b>	<b>47.374.697</b>
<b>PERUSAHAAN ASURANSI UMUM PATAHANGAN</b>																		
<b>JOINT VENTURE / JOINT LIFE INSURANCE COMPANIES</b>																		
1	PT ACE Jaya Proteksi (Gh PT Asuransi Jaya Proteksi)	167.347		596	94.553	271.167			646.794			30.801						791.5
2	PT Asuransi Allianz Utama Indonesia	372.701		51.015	787.31				330.958			798						834.207
3	PT Asuransi Allianz Life Indonesia	1.000		1.000														1.000
4	PT Bera Central Insurance (Gh PT Asuransi ACO Indonesia)	58.943		3.990								147						63.980
5	PT AIG Insurance Indonesia (Gh PT Chantia Insurance Indonesia)	222.641										969						226.603
6	PT Chita Indog Insurance Indonesia	43.850		34.862	51.154							111						94.008
7	PT Asuransi Asuransi Higashikokyo	128.463		24	21.362							91						147.980
8	PT FSK Insurance Indonesia (Gh PT Kurama Insurance Indonesia)	127.674		4.566	19.001				13.038			396						165.674
9	PT LUG Insurance Indonesia	767.254										454						767.704
10	PT MAX General Assurance	767.254										454						767.704
11	PT Asuransi Central Insurance (Gh PT Asuransi Dharma Bangsa)	767.254										454						767.704
12	PT Asuransi NISU Indonesia	780.695		18.169	34.016	152.722			3.509			3.509						889.610
13	PT Asuransi Sampo Japan Nipponkoa Indonesia (Gh PT Asuransi Nipponkoa Indonesia)	502.670										1.553						504.223
14	PT Asuransi Sampo Japan Nipponkoa Indonesia (Gh PT Asuransi Nipponkoa Indonesia)	469.303										118						469.421
15	PT Asuransi Sampo Japan Nipponkoa Indonesia (Gh PT Asuransi Nipponkoa Indonesia)	469.303										118						469.421
16	PT Asuransi Tokio Marine Indonesia	499.534		73.481		293.786			92.672			8.988						970.471
17	PT Zurich Insurance Indonesia	2.16.449		31.624		158.063			7.159			313						591.607
18	PT Zurich Insurance Indonesia																	
19	PT Zurich Insurance Indonesia																	
	<b>JUMLAH / SUB TOTAL</b>	<b>4.773.758</b>	<b>10.825</b>	<b>289.482</b>	<b>883.385</b>	<b>-</b>	<b>-</b>	<b>1.098.889</b>	<b>-</b>	<b>-</b>	<b>-</b>	<b>49.128</b>	<b>7.915</b>	<b>-</b>	<b>-</b>	<b>-</b>	<b>26.000</b>	<b>7.227.102</b>
<b>PERUSAHAAN REASURANSI</b>																		
<b>REINSURANCE COMPANIES</b>																		
1	PT Reasuransi Indonesia Indonesia	1.127.043		142.305	116.014				369.856			670						1.615.818
2	PT Masakita Reasuransi Indonesia	332.665		21.579	225.542			101.327				460						703.856
3	PT Reasuransi Nasional Indonesia	918.810		43.856	117.024			43.727				724						1.350.693
4	PT Tugu Reasuransi Indonesia	274.125		68.989	371.453			32.988				2.475						1.053.589
5	PT Reasuransi Majapahit Indonesia	185.769		2.724				2.344				375.58						291.319
	<b>JUMLAH / SUB TOTAL</b>	<b>3.459.412</b>	<b>157.149</b>	<b>739.301</b>	<b>502.996</b>	<b>-</b>	<b>-</b>	<b>660.300</b>	<b>-</b>	<b>-</b>	<b>-</b>	<b>4.529</b>	<b>168.323</b>	<b>-</b>	<b>-</b>	<b>-</b>	<b>244.005</b>	<b>5.953.315</b>
	<b>JUMLAH SELURUHNYA / GRAND TOTAL</b>	<b>30.879.089</b>	<b>4.031.510</b>	<b>7.220.766</b>	<b>2.669.928</b>	<b>-</b>	<b>-</b>	<b>4.951</b>	<b>8.430.328</b>	<b>10.57.6</b>	<b>-</b>	<b>6.123.753</b>	<b>616.624</b>	<b>-</b>	<b>4.906</b>	<b>20.020</b>	<b>673.919</b>	<b>69.563.974</b>

Keterangan / Notes:  
 \*) Tidak Menyampaikan Laporan / Have Not Submitted Annual Report  
 \*\*) Perusahaan yang telah ditutup / Company has been closed  
 \*\*\*) Pembelian izin Usaha Baru / New License

Penusahaan Asuransi Umum & Reasuransi - Konvensional  
Non Life Insurance & Reinsurance Companies - Conventional

TABLE: 2.1.2 / TABLE: 2.1.2

REKAPITULASI BUKAN INVESTASI TAHUN 2014  
RECAPITULATION OF NON INVESTMENT IN YEAR 2014

NO.	NAMA PERUSAHAAN NAME OF COMPANIES	(3)	(4)	(5)	(6)	(7)	(8)	BANGUNAN DGN HAK STRATA / TANAH DGN BANGUNAN			Jumlah TOTAL
								TAGIHAN HASIL INVESTASI YIELD RECEIVABLE	TAGIHAN INVESTASI RECEIVABLE	TAGIHAN INVESTASI RECEIVABLE	
(1)	(2)	(3)	(4)	(5)	(6)	(7)	(8)	(9)	(10)	(11)	(12)
<b>PERUSAHAAN ASURANSI UMUM NASIONAL</b> <b>NATIONAL NON LIFE INSURANCE COMPANIES</b>											
1	PT Asuransi Adira Dinamika	39.884	295.076	-	689.884	-	11.809	141.401	76.280	119.761	1.353.995
2	PT Asuransi Arianindo	3.258	11.111	354	11.409	-	638	1.540	2.519	5.960	36.389
3	PT Athagraha General Insurance	13.642	35.606	-	37.094	-	-	5.069	2.000	4.774	98.185
4	PT Asuransi Asoka Mas	1.261	108.643	-	142.549	-	412	-	3.812	14.310	270.987
5	PT Asuransi Astra Buana	55.072	970.521	6.101	1.197.774	-	30.285	94.715	40.857	978.097	3.373.422
6	PT Avist General Insurance (d/h PT Asuransi Stadline International)	9.688	15.539	-	23.494	-	871	-	570	1.348	51.510
7	PT Asuransi Bangun Askrida	64.969	27.481	121.373	262.243	-	1.767	84.484	25.452	29.408	617.177
8	PT Fatrafax Insurance Indonesia (d/h Batavia Mitratama Insurance)	16.642	61.022	-	4.245	-	798	-	13.063	9.581	105.351
9	PT Berdikari Insurance	52.281	23.547	-	586	-	-	21.782	669	14.043	112.908
10	PT Asuransi Bhakti Bhayangkara	1.319	17.348	-	12.245	-	130	57.551	4.173	7.029	99.795
11	PT Asuransi Bina Dana Axa Tbk	23.883	215.784	-	119.733	-	3.192	64.655	13.533	50.618	491.398
12	PT Asuransi Bhnagrya Upakara	1.479	24.265	159	38.610	-	1.180	5.325	1.180	6.288	79.440
13	PT Asuransi Bintang Tbk	8.407	71.379	-	94.880	-	566	10.268	4.822	60.286	280.606
14	PT Asuransi Bosowa Periscope	17.563	24.467	-	66.388	-	-	3.251	6.325	10.192	128.176
15	PT Asuransi Brinjing Sejahtera Arta Makmur	48.621	422.208	654	867.525	-	177	849	16.320	46.985	1.403.339
16	PT Asuransi Buana Independent	7.245	44.076	-	143.838	-	918	9.614	3.498	8.363	217.552
17	PT Asuransi Umum Bumpuitera Muda 1967	14.647	36.350	-	212.903	355	797	21.521	7.324	61.754	355.651
18	PT Asuransi Central Asia	143.245	779.702	-	2.692.118	-	15.447	41.565	22.730	152.994	3.847.401
19	PT Asuransi Umum BCA (d/h PT Central Sejahtera Insurance (d/h PT Transpacific General I	3.781	65.232	1.155	35.918	-	534	-	4.176	54.744	165.540
20	PT Citra International Underwriters	4.893	125.246	-	75.040	-	-	-	8.426	17.298	230.903
21	PT Asuransi Dayin Mitra Tbk	24.041	164.619	-	851.785	-	669	9.541	9.547	3.987	1.084.189
22	PT Asuransi Eka Lloyd Jaya	4.751	12.197	-	14.068	-	287	6.187	2.847	6.870	47.207
23	PT Asuransi Ekspor Indonesia (Persero)	-	-	-	-	-	-	-	-	-	-
24	PT Asuransi Harta Aman Pratama Tbk	4.726	132.249	-	116.838	-	229	2.371	5.778	12.927	275.118
25	PT Asuransi Himalaya Peleindung	20.471	98.831	1.214	36.640	-	29	29.282	8.905	10.924	206.296
26	PT Asuransi FPG Indonesia (d/h Asuransi Indrapura)	46.181	204.834	-	580.576	-	538	-	3.861	12.676	848.666
27	PT Asuransi Intra Asia	4.635	20.901	-	8.389	-	-	3.568	3.533	8.839	49.865
28	PT MNC Asuransi Indonesia (d/h Asuransi Jamindo General Insurance )	4.384	77.397	-	107.111	-	218	-	7.937	205.822	205.822
29	PT Asuransi Jasa Indonesia (Persero)	665.665	1.825.175	79.104	6.343.433	-	6.701	101.452	111.989	136.552	9.270.071
30	PT Asuransi Jasa Rahaerja Putera	45.269	47.175	-	215.455	-	2.473	86.550	23.758	164.162	584.842
31	PT Asuransi Jasa Tania Tbk	10.848	49.476	1.823	32.027	-	527	58.381	3.587	12.069	169.338
32	PT Asuransi Kredit Indonesia (Persero)	191.632	1.013.810	-	112.194	-	64.850	145.895	26.569	28.770	1.563.720
33	PT Lippo General Insurance Tbk	11.348	261.428	-	330.569	-	1.772	40.752	8.789	48.624	703.282
34	PT Malacca Trust Wuwungan Insurance (d/h PT Asuransi Wuwungan)	953	8.650	-	6.922	-	1.116	-	8.192	8.826	34.859
35	PT Asuransi Umum Mega	13.608	197.643	1.139	79.445	-	1.878	10.516	2.809	41.373	348.411
36	PT Asuransi Mega Pratama	18.188	32.047	-	58.117	-	166	4.630	3.822	7.601	122.841
37	PT Asuransi Mitra Maparya	4.115	85.342	-	44.271	25.026	516	24.965	9.291	36.291	228.817
38	PT Asuransi Multi Artha Guna	12.044	30.735	-	45.097	-	5.947	60.262	18.043	14.147	186.275
39	PT Pan Pacific Insurance (d/h PT Asuransi Jaya Intl)	19.803	235.199	-	47.832	-	519	6.688	7.461	38.976	356.488
40	PT Panin Insurance	-	-	-	-	-	-	-	-	-	-
41	PT Asuransi Parolamas	26.022	12.246	2.614	103.231	-	101	22.597	1.200	41.684	209.896
42	PT Asuransi Puma Ariangraha	8.573	64.622	87	388.878	-	176	150	3.447	23.614	489.547
43	PT Asuransi Raksa Pratikara	491.988	180.501	-	206.728	-	882	988	11.073	78.805	972.935
44	PT Asuransi Rama Satria Wibawa	43.333	134.512	12.530	820.022	-	252	3.352	10.838	51.920	1.076.759
45	PT Asuransi Ramayana Tbk	24.206	205.474	3.302	551.583	-	917	10.669	7.563	27.510	831.234

NO.	NAMA PERUSAHAAN NAME OF COMPANIES	(3)	(4)	(5)	(6)	(7)	(8)	BANGUNAN DGN			Jumlah TOTAL
								KAS DAN BANK CASH AND BANK	TAGIHAN PREMI PREMIUM RECEIVABLE	TAGIHAN KLAIM KOASURANSI CLAIMS RECEIVABLE	
(1)	(2)	(3)	(4)	(5)	(6)	(7)	(8)	(9)	(10)	(11)	(12)
46	PT Asuransi Raya	4.618	57.112	-	13.804	285	-	-	4.743	18.364	98.906
47	PT Asuransi Recapital	3.811	21.164	-	71.646	-	69	-	423	11.866	108.979
48	PT Asuransi Reliance Indonesia	21.187	87.182	-	158.878	-	-	-	5.103	37.478	309.628
49	PT Sarana Lindung Upaya	10.992	10.488	110.083	6.672	162.361	49	3.404	831	50.488	355.378
50	PT Asuransi Sinar Mas	10.997	691.191	-	1.399.984	8.981	3.791	189.248	20.114	268.398	2.592.704
51	PT Maskapai Asuransi Sonwells	5.158	5.964	-	1.509	5.964	-	13.333	2.339	7.833	36.156
52	PT Asuransi Summit Oto	59	21.024	25	3.106	-	1.439	-	598	10.433	36.684
53	PT Staco Mandiri (dih PT Slaco Jasa Prialama)	5.608	14.436	-	63.281	-	123	22.260	960	29.479	136.147
54	PT Asuransi Tri Pakarta	112.107	132.833	-	706.530	-	1.223	31.387	4.666	89.949	1.077.697
55	PT Asuransi Tugu Kresna Prialama	6.882	130.093	2.195	408.002	-	85	20.742	929	18.502	587.430
56	PT Tugu Prialama Indonesia	16.844	1.033.859	-	3.154.874	-	24.354	904	6.475	136.082	4.373.392
57	PT Victoria Insurance (dih PT Asuransi Umum Centris)	1.982	9.180	-	26.325	-	740	-	984	1.980	41.191
58	PT Asuransi Videt (dih PT Asuransi Fudent Mahkota Sahid)	6.603	9.142	-	9.142	-	380	6.534	1.955	11.228	47.238
59	PT Asuransi Wahana Tata	28.538	524.264	47.686	1.523.713	-	2.358	203.772	30.942	64.638	2.423.911
60	PT Asuransi Mitra Pelindung Mustika	8.949	29.791	2	35.903	-	516	5.038	3.871	12.941	91.909
61	PT Asuransi Umum Panti**	17.572	126.105	-	216.324	-	1.316	3.871	4.781	12.941	378.126
62	PT Asuransi Cakrawala Proteksi Indonesia	5.638	20.131	-	14.644	-	285	4.982	4.781	2.255	52.726
63	PT Asuransi Simas Net	946	229	-	-	-	233	-	7	-	1.416
64	PT Asuransi ASEI Indonesia	69.108	772.087	-	932.167	-	1.711	-	197	17.870	1.793.141
65	PT Ace Jaya Proteksi (dih PT Asuransi Jaya Proteksi)	-	-	-	-	-	-	-	-	-	-
66	PT Asuransi Karyamas Sentralindo *)	-	-	-	-	-	-	-	-	-	-
67	PT Asuransi Puri Asih **)	-	-	-	-	-	-	-	-	-	-
68	PT Asuransi Wanamekar Handayani **)	-	-	-	-	-	-	-	-	-	-
69	PT Asuransi ASEI Reasurans Indonesia	136.467	-	-	-	-	-	86.117	11.847	61.140	295.572
<b>Jumlah / SUB TOTAL</b>		<b>2.698.621</b>	<b>12.168.425</b>	<b>391.800</b>	<b>26.558.201</b>	<b>196.988</b>	<b>199.712</b>	<b>1.775.069</b>	<b>665.441</b>	<b>3.341.193</b>	<b>47.995.441</b>
<b>PERUSAHAAN ASURANSI UMUM P ATUNGAN</b>											
<b>JOINT VENTURE NON LIFE INSURANCE COMPANIES</b>											
1	PT ACE Jaya Proteksi (dih PT Asuransi Jaya Proteksi)	193.915	252.073	5.679	493.371	-	1.662	29.909	27.274	133.312	1.137.395
2	PT Asuransi Allianz Utama Indonesia	28.226	159.060	-	869.732	-	2.048	-	19.874	43.594	1.122.535
3	PT Asuransi Axa Indonesia	12.159	102.349	-	215.440	-	1.006	-	7.919	80.956	420.470
4	PT Bess Central Insurance (dih PT Asuransi AIGI Indonesia)	22.947	82.320	-	80.957	-	150	4.942	3.775	19.878	214.967
5	PT AIG Insurance Indonesia (dih PT Charitis Insurance Indonesia)	117.290	134.250	-	584.051	-	1.462	-	15.713	37.639	890.395
6	PT China Taiping Insurance Indonesia	62.047	32.635	-	175.184	-	774	25.849	1.070	5.541	303.102
7	PT Mertz Korindo Insurance (dih PT Asuransi Hanjin Korindo)	22.004	23.178	-	40.615	-	1.291	-	1.045	3.189	91.323
8	PT KSK Insurance Indonesia (dih PT Kumia Insurance Indonesia)	3.070	25.397	-	247.854	-	385	2.677	3.029	44.420	326.833
9	PT LIG Insurance Indonesia	8.487	30.374	(6.323)	293.803	-	187	340	681	11.166	338.214
10	PT MAA General Assurance	410	4.645	-	219.321	-	150	-	184	327	225.037
11	PT Asuransi Mandiri Axa General Insurance (dih PT Asuransi Dharma Bangsa)	10.469	77.071	6.994	23.977	-	2.329	-	5.712	126.741	253.293
12	PT Asuransi MSIG Indonesia	43.495	284.973	7.519	1.458.678	-	6.988	-	19.300	50.801	1.871.462
13	PT Asuransi Sampo Japan Nipponkoa Indonesia (dih PT Asuransi Nipponkoa Indonesia)	47.798	276.787	-	573.611	-	1.039	-	13.272	50.651	963.045
14	PT Asuransi QBE Food Indonesia	44.802	128.936	-	162.322	-	5.577	-	2.688	20.072	364.396
15	PT Asuransi Sainsung Tugu	2.948	150.011	-	525.239	-	2.809	-	3.208	18.339	702.596
16	PT Asuransi Tokio Marine Indonesia	17.528	301.639	864	445.496	-	7.012	-	28.347	55.208	983.619
17	PT Zurich Insurance Indonesia	16.174	68.274	-	245.614	-	1.554	-	12.232	20.823	364.670
18	PT Asuransi CHUBB Indonesia	-	-	-	-	-	-	-	-	-	-
19	PT Sampo Japan Insurance Indonesia	-	-	-	-	-	-	-	-	-	-
<b>Jumlah / SUB TOTAL</b>		<b>654.403</b>	<b>2.133.972</b>	<b>14.433</b>	<b>6.655.265</b>	<b>127.523</b>	<b>36.114</b>	<b>63.718</b>	<b>165.324</b>	<b>722.555</b>	<b>10.573.307</b>
<b>PERUSAHAAN REASURANSI</b>											
<b>REINSURANCE COMPANIES</b>											
1	PT Reasuransi International Indonesia	3.231	163.635	-	286.446	-	6.206	28.967	8.690	43.484	540.959
2	PT Maskapai Reasuransi Indonesia	53.883	190.092	-	143.654	-	563	12.956	4.695	17.364	423.206
3	PT Reasuransi Nasional Indonesia	1.916	-	-	1.131.236	-	5.616	45.374	3.113	198.556	1.385.810
4	PT Tugu Reasuransi Indonesia	15.496	-	-	714.695	2.718	9.320	6.884	4.489	56.943	870.553
5	PT Reasuransi Maipark Indonesia	4.533	-	-	110.868	-	1.929	18.406	3.738	24.076	163.550
<b>Jumlah / SUB TOTAL</b>		<b>79.059</b>	<b>353.727</b>	<b>-</b>	<b>2.386.898</b>	<b>2.718</b>	<b>23.635</b>	<b>112.687</b>	<b>24.935</b>	<b>340.423</b>	<b>3.323.981</b>
<b>Jumlah Seluruhnya / GRAND TOTAL</b>		<b>3.432.083</b>	<b>14.656.124</b>	<b>406.233</b>	<b>35.600.364</b>	<b>327.229</b>	<b>259.460</b>	<b>1.951.364</b>	<b>855.700</b>	<b>4.404.171</b>	<b>61.892.728</b>

Keterangan / Notes :  
 \*) Tidak Menyampaikan Laporan / Have Not Submitted Annual Report  
 \*\*) Pencabutan Izin Usaha / Licenses Have Been Removed  
 \*\*\*) Pemberian Izin Usaha Baru / New Licenses

Perusahaan Asuransi Umum & Reasuransi - Konvensional  
 Non Life Insurance & Reinsurance Companies - Conventional  
**TABEL 9.1.3 / TABLE 2.1.3**  
**REKAPITULASI HASIL INVESTASI TAHUN 2014**  
 RECAPITULATION OF INVESTMENT INCOME IN YEAR 2014

NO.	NAMA PERUSAHAAN NAME OF COMPANIES	Dalam Jutaan Rupiah In Million Rupiah																				
		(1)	(2)	(3)	(4)	(5)	(6)	(7)	(8)	(9)	(10)	(11)	(12)	(13)	(14)	(15)	(16)	(17)	(18)	(19)	(20)	
<b>PERUSAHAAN ASURANSI UMUM NASIONAL</b>																						
<b>NATIONAL NON-LIFE INSURANCE COMPANIES</b>																						
1	PT Asuransi Alfa Dharma	148.116	7	57.382	6.000	826	-	-	-	-	-	-	-	-	-	-	-	-	-	-	223.744	
2	PT Asuransi Altindo	5.553	424	629	885	-	-	-	-	172	31	268	-	-	-	-	-	-	-	-	8.161	
3	PT Athabaha General Insurance	-	-	66	-	-	-	-	-	-	-	1.053	-	-	-	-	-	-	-	-	1.121	
4	PT Asuransi Asoka Mas	10.594	-	1.336	-	-	-	-	-	-	-	-	-	-	-	-	-	-	-	-	11.943	
5	PT Asuransi Astra Buana	57.289	-	133.648	43.365	-	-	-	-	-	-	800	-	-	-	-	-	-	-	-	622.217	
6	PT Asuransi Bina Nusantara	46.534	-	386	2.243	-	-	-	-	-	-	28	-	-	-	-	-	-	-	-	46.534	
7	PT Asuransi Bina Widia	18.245	(234)	158	-	-	-	-	-	-	-	137	-	-	-	-	-	-	-	-	18.386	
8	PT Fairfax Insurance Indonesia (dfti Bawavia Mitratama Insurance)	4.699	-	-	-	-	-	-	-	-	-	-	-	-	-	-	-	-	-	-	4.699	
9	PT Bertindak Insurance	2.707	-	833	-	-	-	-	-	-	-	-	-	-	-	-	-	-	-	-	3.540	
10	PT Asuransi Bakti Brayanakara	66.272	15.201	26.888	-	-	-	-	-	-	-	-	-	-	-	-	-	-	-	-	143.806	
12	PT Asuransi Bina Dana Asia Tbk	6.636	5.349	4.952	-	-	-	-	-	-	-	1.277	-	-	-	-	-	-	-	-	19.229	
13	PT Asuransi Binangya Uptara	4.615	210	2.218	-	-	-	-	-	-	-	255	-	-	-	-	-	-	-	-	7.346	
14	PT Asuransi Bosowa Preiskop	1.361	686	-	-	-	-	-	-	-	-	-	-	-	-	-	-	-	-	-	1.528	
15	PT Asuransi Bintang Segitama Akamatmur	11.113	-	-	-	-	-	-	-	-	-	-	-	-	-	-	-	-	-	-	11.113	
16	PT Asuransi Buana Independent	11.090	117	3.322	-	-	-	-	-	-	-	-	-	-	-	-	-	-	-	-	14.603	
17	PT Asuransi Bumi Burendi	8.343	(3.433)	8.343	-	-	-	-	-	-	-	-	-	-	-	-	-	-	-	-	12.395	
18	PT Asuransi Central Asia	36.733	39.460	15.472	-	-	-	-	-	-	-	169	-	-	-	-	-	-	-	-	76.364	
19	PT Asuransi Umum BCA (dfti PT Cental Segitama Insurance (dfti PT Tr	29.752	5	1.652	-	-	-	-	-	-	-	37.906	-	-	-	-	-	-	-	-	212.519	
20	PT Ciba International Underwriters	1.442	27	-	-	-	-	-	-	-	-	37	-	-	-	-	-	-	-	-	1.508	
21	PT Asuransi Deyn Mitra Tbk	8.505	237	1.913	-	-	-	-	-	-	-	1.855	-	-	-	-	-	-	-	-	22.096	
22	PT Asuransi Eka Lloyd Jaya	5.675	-	-	-	-	-	-	-	-	-	-	-	-	-	-	-	-	-	-	5.675	
23	PT Asuransi Espos Indonesia (Persero)	4.995	192	467	-	-	-	-	-	-	-	-	-	-	-	-	-	-	-	-	5.785	
24	PT Asuransi Harta Aman Pratama Tbk	15.591	6.820	354	-	-	-	-	-	-	-	4	-	-	-	-	-	-	-	-	22.748	
25	PT Asuransi Himayawi Peleindung	12.667	1.121	305	-	-	-	-	-	-	-	8	-	-	-	-	-	-	-	-	5.403	
26	PT Asuransi Inta Asia	28.100	10.957	35.869	-	-	-	-	-	-	-	7.443	-	-	-	-	-	-	-	-	21.574	
28	PT MNC Asuransi Indonesia (dfti Asuransi Jaminindo General Insurance)	30.277	1.064	22.665	-	-	-	-	-	-	-	54.553	-	-	-	-	-	-	-	-	203.640	
29	PT Asuransi Jasa Raharja Palera	4.203	1.046	3.348	-	-	-	-	-	-	-	6.395	-	-	-	-	-	-	-	-	60.572	
30	PT Asuransi Jasa Raharja Palera	324.494	427	(5.531)	-	-	-	-	-	-	-	294	-	-	-	-	-	-	-	-	34	
31	PT Asuransi Jasa Tania Tbk	12.636	95.959	213	-	-	-	-	-	-	-	39.838	-	-	-	-	-	-	-	-	8.887	
32	PT Lippo General Insurance Tbk	4.293	1.593	1.047	-	-	-	-	-	-	-	-	-	-	-	-	-	-	-	-	504.802	
33	PT Mabaca Tulus Wuwungan Insurance (dfti PT Asuransi Wuwungan)	16.290	3.105	6.080	-	-	-	-	-	-	-	228	-	-	-	-	-	-	-	-	119.599	
34	PT Mabaca Tulus Wuwungan Insurance (dfti PT Asuransi Wuwungan)	3.857	-	22	-	-	-	-	-	-	-	749	-	-	-	-	-	-	-	-	648	
35	PT Asuransi Umum Mega	71.913	-	719	-	-	-	-	-	-	-	-	-	-	-	-	-	-	-	-	29.023	
36	PT Asuransi Moga Prabima	9.914	32.655	-	-	-	-	-	-	-	-	2.343	-	-	-	-	-	-	-	-	3.859	
38	PT Asuransi Mitra Astra Gona	15.538	66	3.714	-	-	-	-	-	-	-	613	-	-	-	-	-	-	-	-	45.505	
39	PT Pan Pacific Insurance (dfti PT Asuransi Jaya Inti)	3.382	-	-	-	-	-	-	-	-	-	-	-	-	-	-	-	-	-	-	114.959	
40	PT Asuransi Prima Abadi	2.470	163	438	-	-	-	-	-	-	-	-	-	-	-	-	-	-	-	-	3.382	
41	PT Asuransi Prima Abadi	32.689	4.093	376	-	-	-	-	-	-	-	902	-	-	-	-	-	-	-	-	24	
42	PT Asuransi Prima Abadi	28.162	2.274	3.612	-	-	-	-	-	-	-	-	-	-	-	-	-	-	-	-	33.045	
43	PT Asuransi Rakasa Pratara	6.160	4.093	-	-	-	-	-	-	-	-	-	-	-	-	-	-	-	-	-	13.568	
44	PT Asuransi Rama Satria Wibawa	3.942	62.871	-	-	-	-	-	-	-	-	7.184	-	-	-	-	-	-	-	-	37.382	
45	PT Asuransi Ramayana Tbk	3.018	64	-	-	-	-	-	-	-	-	-	-	-	-	-	-	-	-	-	3.942	
46	PT Asuransi Raya	3.018	64	-	-	-	-	-	-	-	-	-	-	-	-	-	-	-	-	-	3.942	
47	PT Asuransi Refrindo	842	481	-	-	-	-	-	-	-	-	-	-	-	-	-	-	-	-	-	4.213	
48	PT Asuransi Refrindo	-	-	-	-	-	-	-	-	-	-	-	-	-	-	-	-	-	-	-	-	
49	PT Sarnala Lintang Ujaya	-	-	-	-	-	-	-	-	-	-	89	-	-	-	-	-	-	-	-	-	901





Perusahaan Asuransi Umum & Reasuransi - Konvensional  
Non Life Insurance & Reinsurance Companies - Conventional

TABEL : 2.2 / TABLE : 2.2

REKAPITULASI LABA RUGI TAHUN 2014  
RECAPITULATION OF INCOME STATEMENT IN YEAR 2014

NO.	NAMA PERUSAHAAN NAME OF COMPANIES	HASIL UNDERWRITING SURPLUS	HASIL INVESTASI INCOME	HASIL LAINNYA OTHER INCOME	JUMLAH TOTAL	BIAYA OPERASIONAL EXPENSES	PAJAK TAXES	PENDAPATAN KOMPREHENSIF LAIN OTHER COMPREHENSIVE INCOME	RUGI LABA PROFIT LOSS
<b>PERUSAHAAN ASURANSI UMUM NASIONAL</b>									
<b>NATIONAL NON LIFE INSURANCE COMPANIES</b>									
1	PT Asuransi Adira Dinamika	492,882	223,743	(18,082)	698,543	287,880	50,942	13,117	373,038
2	PT Asuransi Arianindo	10,701	8,162	318	19,182	10,744	616	16,120	23,942
3	PT Arthagraha General Insurance	33,186	1,121	2,608	36,916	21,995	3,550	4,841	16,211
4	PT Asuransi Asoka Mas	38,054	11,944	(1,918)	48,080	41,727	(1,057)	7,410	7,410
5	PT Asuransi Astra Buana	1,016,658	622,216	22,071	1,660,946	537,820	170,749	24,874	977,251
6	PT Avrist General Insurance (d/h PT Asuransi Starlife International)	11,279	7,263	846	19,388	19,212	277	-	(101)
7	PT Asuransi Bangun Askrida	697,631	55,739	(1,468)	751,902	231,967	31,529	1,801	490,207
8	PT Fairfax Insurance Indonesia (d/h Batavia Mitratama Insurance)	8,640	18,386	1,993	29,020	14,686	4,136	3,904	14,102
9	PT Berdikari Insurance	30,002	4,699	399,19	35,101	28,314	-	-	6,787
10	PT Asuransi Bina Dana Arta Tbk.	31,157	3,540	(2,815)	31,883	27,724	217	26,289	30,231
11	PT Asuransi Bhakti Bhayangkara	179,396	143,806	8,361,96	331,564	143,506	16,446	277,615	449,227
12	PT Asuransi Binagriya Upakara	39,300	18,229	(973)	56,556	33,736	2,397,83	-	20,422
13	PT Asuransi Bintang Tbk.	28,915	7,346	3,749	40,010	79,896	4,076,86	850,00	(43,113)
14	PT Asuransi Bosowa Periskop	48,485	1,128	1,125	51,139	46,716	2,699	-	1,724
15	PT Asuransi Bintang Sejahtera Atamakmur	161,661	11,113	7,062	179,836	103,304	21,060	85	55,557
16	PT Asuransi Buana Independent	49,417	14,603	3,037	67,057	43,130	2,573	-	21,353
17	PT Asuransi Umum Bumiputera Muda 1967	97,361	12,395	(3,381)	106,375	100,364	760	(35,585)	(30,334)
18	PT Asuransi Central Asia	379,000	212,520	17,274	608,794	367,442	21,445	(119,116)	100,791
19	PT Asuransi Umum BCA (d/h PT Central Sejahtera Insurance (d/h PT Transpecific Genera	108,272	31,895	(7,118)	133,048	90,286	6,599	-	36,163
20	PT Citra International Underwriters	42,379	1,508	(2,011)	41,876	26,024	2,113	-	13,739
21	PT Asuransi Dayin Mitra Tbk.	101,664	22,097	2,588	126,358	82,016	6,607	397	38,132
22	PT Asuransi Eka Lloyd Jaya	14,127	5,675	712	20,513	20,349	(1,033)	293	1,490
23	PT Asuransi Ekspor Indonesia (Persero)	-	-	-	-	-	-	-	-
24	PT Asuransi Harta Aman Pratama Tbk.	66,845	5,785	2,364	74,994	50,010	2,781	738	22,941
25	PT Asuransi Himalaya Palembang	47,362	990	995	49,347	45,753	464	-	3,130
26	PT Asuransi FPG Indonesia (d/h Asuransi Indrapura)	74,807	22,749	5,669	103,224	68,882	3,552,43	-	30,790
27	PT Asuransi Intra Asia	23,458	5,403	1,003	29,864	23,130	390	6,944	6,944
28	PT MNC Asuransi Indonesia (d/h Asuransi Jaminindo General Insurance )	21,649	21,573	(812)	42,410	33,184	1,087	-	8,139
29	PT Asuransi Jasa Indonesia (Persero)	620,897	203,640	(52,308)	772,229	386,990	75,855	52,315	361,998
30	PT Asuransi Jasa Rahajaya Putera	265,918	60,573	4,352	330,842	185,433	28,565	7,515	124,339
31	PT Asuransi Jasa Tania Tbk.	58,630	8,887	9,056	76,573	58,628	402	49,982	67,525
32	PT Asuransi Kredit Indonesia (Persero)	568,530	504,803	(3,239)	1,070,094	328,868	78,104	-	663,122



NO.	NAMA PERUSAHAAN NAME OF COMPANIES	HASIL UNDERWRITING		HASIL INVESTASI INCOME	HASIL LAINNYA OTHER INCOME	JUMLAH TOTAL	BIAYA OPERASIONAL EXPENSES		PAJAK TAXES	PENDAPATAN KOMPREHENSIF LAIN OTHER COMPREHENSIVE INCOME		RUGI LABA PROFIT/LOSS
		(3)	(4)				(5)	(6)		(7)	(8)	
(1)	(2)	(3)	(4)	(5)	(6)	(7)	(8)	(9)	(10)			
8	PT KSK Insurance Indonesia (d/h PT Kurmia Insurance Indonesia)	(48,347)	4,943	3,349	(40,055)	36,202	(26,609)	1,804	(47,844)			
9	PT LIG Insurance Indonesia	17,402	5,721	5,249	(63,201)	27,683	(137)	-	826			
10	PT MAA General Assurance	(13,021)	633	(50,814)	(63,201)	(2,346)	-	-	(60,856)			
11	PT Asuransi Mandiri Axa General Insurance (d/h PT Asuransi Dharma Bangsa)	88,051	56,004	2,606	146,662	145,561	(313)	-	1,413			
12	PT Asuransi MSG Indonesia	270,275	61,029	5,947	337,250	153,352	45,841	16,439	154,497			
13	PT Asuransi Sampo Japan Nipponkoa Indonesia (d/h PT Asuransi Nipponkoa Indonesia)	109,158	30,128	2,822	142,108	110,980	6,952	-	24,176			
14	PT Asuransi QBE Pool Indonesia	64,111	16,216	3,872	84,200	57,960	4,058	-	22,182			
15	PT Asuransi Samsung Tugu	67,594	11,323	4,490	83,408	50,824	8,039	2,991	27,536			
16	PT Asuransi Tokio Marine Indonesia	209,577	47,474	(5,504)	251,547	140,399	20,364	8,351	99,135			
17	PT Zurich Insurance Indonesia	(7,424)	25,834	9,322	27,733	140,478	10,042	(1,411)	(124,199)			
18	PT Asuransi CHUBB Indonesia	-	-	-	-	-	-	-	-			
19	PT Sampo Japan Insurance Indonesia	-	-	-	-	-	-	-	-			
	<b>JUMLAH / SUB TOTAL</b>	<b>1,486,275</b>	<b>436,307</b>	<b>(15,315)</b>	<b>1,907,267</b>	<b>1,802,402</b>	<b>89,302</b>	<b>46,541</b>	<b>62,105</b>			
<b>PERUSAHAAN REASURANSI</b>												
<b>REINSURANCE COMPANIES</b>												
1	PT Reasuransi Internasional Indonesia	181,060	93,896	(11,919)	263,037	133,879	20,837	41,733	150,054			
2	PT Maskapai Reasuransi Indonesia	142,269	39,085	12,240	193,593	56,642	23,822	-	113,129			
3	PT Reasuransi Nasional Indonesia	124,569	80,946	1,389	206,904	82,701	13,565	-	110,639			
4	PT Tugu Reasuransi Indonesia	38,011	82,286	10,455	130,753	64,000	(3,417)	20,558	90,727			
5	PT Reasuransi Malpaik Indonesia	86,657	20,309	784	107,750	42,465	14,225	-	51,061			
	<b>JUMLAH / SUB TOTAL</b>	<b>572,566</b>	<b>316,522</b>	<b>12,949</b>	<b>902,037</b>	<b>379,687</b>	<b>69,032</b>	<b>62,291</b>	<b>515,609</b>			
	<b>JUMLAH SELURUHNYA / GRAND TOTAL</b>	<b>10,366,139</b>	<b>4,172,244</b>	<b>154,811</b>	<b>14,693,195</b>	<b>8,305,998</b>	<b>805,955</b>	<b>937,157</b>	<b>6,518,399</b>			

Keterangan / Notes :

\*) Tidak Menyampaikan Laporan / Have Not Submitted Annual Report

\*\*) Pencabutan Izin Usaha / Licenses Have Been Removed

\*\*\*) Pemberian Izin Usaha Baru / New Licenses

Perusahaan Asuransi Umum & Reasuransi - Konvensional
Non Life Insurance & Reinsurance Companies - Conventional
TABEL 2.3 / TABLE 2.3
ASET PERUSAHAAN TAHUN 2010 - 2014
ASSETS OF COMPANIES IN YEAR 2010 - 2014

Table with 23 columns: NO, 2010 (3), 2011 (4), 2012 (5), 2013 (6), 2014 (7), 2010 (8), 2011 (9), 2012 (10), 2013 (11), 2014 (12), 2010 (13), 2011 (14), 2012 (15), 2013 (16), 2014 (17). Sub-sections include PERUSAHAAN ASURANSI UMUM NASIONAL and PERUSAHAAN ASURANSI UMUM NASIONAL.

Dalam Jutaan Rupiah
In Million Rupiah

Table with 5 columns: ASET (ASSETS), LIABILITAS (LIABILITIES), EKUITAS (EQUITY), 2010, 2011, 2012, 2013, 2014.

NO	NAMA PERUSAHAAN NAME OF COMPANIES	ASSETS					LIABILITIES					EKUITAS				
		2010	2011	2012	2013	2014	2010	2011	2012	2013	2014	2010	2011	2012	2013	2014
(1)	(2)	(3)	(4)	(5)	(6)	(7)	(8)	(9)	(10)	(11)	(12)	(13)	(14)	(15)	(16)	(17)
67	PT Asuransi Wana Mekar Handayani**	1,715	-	-	117,439	174,510	269,430	-	-	58,012	137,550	1,606	-	111,023	116,498	131,880
68	PT Asuransi Mitra Polindung Mustika	-	-	-	117,439	174,510	269,430	-	6,416	-	-	-	-	-	-	-
69	PT Asuransi Urutan Energi**	-	-	-	262,205	854,735	1,956,077	-	-	402	530,312	-	-	-	261,804	324,023
70	PT Asuransi Cahaya Proteksi Indonesia	-	-	-	-	138,788	138,788	-	-	-	38,343	-	-	-	107,118	107,118
71	PT Asuransi Sinas Net	-	-	-	-	107,439	107,439	-	-	-	301	-	-	-	-	-
72	PT Asuransi ASET Indonesia	-	-	-	2,597,482	-	-	-	-	-	2,043,213	-	-	-	554,250	554,250
<b>JUMLAH / SUB TOTAL</b>		<b>40,599,780</b>	<b>47,425,988</b>	<b>60,416,739</b>	<b>84,265,338</b>	<b>95,370,937</b>	<b>17,460,472</b>	<b>20,937,544</b>	<b>29,098,755</b>	<b>47,434,083</b>	<b>60,374,886</b>	<b>23,139,308</b>	<b>26,474,537</b>	<b>31,211,128</b>	<b>36,813,749</b>	<b>34,821,809</b>
<b>PERUSAHAAN ASURANSI UMUM PATILANGAN</b>																
<b>JOINT VENTURE NON LIFE INSURANCE COMPANIES</b>																
1	PT ACE INA Insurance	251,371	264,483	507,900	-	-	135,046	132,805	371,262	2,111,501	1,480,664	116,325	131,679	136,638	-	-
2	PT ACE Jaya Proteksi (dih PT Asuransi Jaya Proteksi)	785,256	732,590	775,885	1,975,933	2,119,347	481,626	507,498	443,031	1,032,396	1,562,097	303,330	225,005	333,855	614,958	631,683
3	PT Asuransi Allianz Utama Indonesia	183,262	232,440	341,306	543,817	767,361	124,564	135,876	212,389	408,707	526,063	66,718	88,462	128,916	135,110	387,698
4	PT Asuransi Axa Indonesia	89,007	32,879	86,459	193,065	275,047	43,566	9,801	33,204	80,960	159,607	23,441	43,079	53,254	112,065	118,241
5	PT Bess Central Insurance (dih PT Asuransi AIO Indonesia)	463,877	486,840	569,855	1,019,916	1,177,238	197,731	201,923	337,850	735,220	899,122	266,147	284,915	215,005	284,686	278,176
6	PT ACE Insurance Indonesia (dih PT Charis Insurance Indonesia)	112,209	128,699	169,428	428,241	387,108	59,181	68,287	72,651	313,778	239,203	53,028	58,413	96,777	114,463	147,804
7	PT China Taiping Insurance Indonesia	6,394	6,325	-	-	-	10,601	17,371	-	-	-	(4,407)	-	(5,046)	-	-
8	PT Asuransi CHUBB Indonesia	51,972	57,277	86,888	106,297	164,081	8,371	9,670	10,716	19,264	58,891	43,601	47,807	76,171	87,033	105,190
9	PT Wenzh Chomdo Insurance (dih PT Asuransi Haijin Korindo)	57,688	87,024	194,228	494,625	474,793	35,939	49,032	97,963	408,547	336,560	21,749	37,992	96,265	86,077	138,233
10	PT KSK Insurance Indonesia (dih PT Kumia Insurance Indonesia)	116,373	180,387	188,171	199,659	503,889	59,401	67,022	97,218	72,635	365,839	96,972	113,365	90,954	87,224	138,050
11	PT LIC Insurance Indonesia	103,655	120,500	95,633	202,172	234,731	56,444	72,630	270,201	479,560	425,160	47,211	47,870	(174,588)	(299,798)	(287,919)
12	PT AXA General Assurance	-	-	-	-	-	-	-	-	-	-	-	-	-	-	-
13	PT Asuransi Mandiri Axa General Insurance (dih PT Asuransi Dharma Bari)	874,773	937,857	1,856,548	2,327,869	2,861,072	441,597	510,428	1,395,423	1,778,914	2,243,497	433,175	427,431	461,124	548,955	617,875
14	PT Asuransi MSIG Indonesia	214,110	249,656	536,288	1,121,514	1,467,268	78,651	94,598	379,214	786,185	1,115,716	135,469	155,058	157,074	335,329	351,552
15	PT Asuransi Sampo Japan Nipponkoa Indonesia (dih PT Asuransi Nipponke)	214,185	233,272	272,801	476,421	685,259	128,992	140,867	182,612	369,151	518,807	85,193	92,405	90,189	107,270	129,452
16	PT Asuransi QBE Pool Indonesia	185,765	216,204	572,958	423,976	976,286	63,759	96,757	438,660	283,711	810,689	102,006	119,447	133,298	140,265	165,897
17	PT Asuransi Samsung Tugu	176,217	184,630	356,109	-	-	57,134	70,543	223,677	-	-	119,083	114,087	132,432	-	-
18	PT Sampo Japan Insurance Indonesia**	894,037	932,712	1,464,844	1,561,346	1,954,089	449,692	480,777	923,706	987,102	1,266,614	444,345	471,934	541,138	574,244	687,475
19	PT Asuransi Tokio Marine Indonesia	339,620	442,596	488,409	544,361	756,277	251,531	311,948	316,760	335,728	541,844	88,090	130,648	171,650	208,633	214,435
20	PT Zurich Insurance Indonesia	5,089,791	5,721,889	8,308,116	13,618,603	17,800,409	2,684,325	2,983,273	6,050,219	10,744,446	13,339,847	2,405,467	2,738,616	2,857,897	3,602,272	4,356,073
<b>JUMLAH / SUB TOTAL</b>		<b>50,989,791</b>	<b>57,218,889</b>	<b>83,081,116</b>	<b>136,181,603</b>	<b>178,000,409</b>	<b>26,844,325</b>	<b>29,983,273</b>	<b>60,050,219</b>	<b>107,444,446</b>	<b>133,339,847</b>	<b>2,405,467</b>	<b>2,738,616</b>	<b>2,857,897</b>	<b>3,602,272</b>	<b>4,356,073</b>
<b>PERUSAHAAN REASURANSI</b>																
<b>REINSURANCE COMPANIES</b>																
1	PT Reasuransi Internasional Indonesia	872,604	1,033,811	1,484,938	1,769,900	3,118,731	531,662	635,789	1,002,317	1,267,877	1,531,988	340,942	398,072	492,621	501,923	691,114
2	PT Maaskapal Reasuransi Indonesia	445,083	518,883	712,370	894,173	1,133,062	262,852	304,213	420,023	526,432	678,560	182,230	214,680	292,347	367,742	454,502
3	PT Reasuransi Nasional Indonesia	659,449	713,833	856,363	1,540,267	2,736,483	468,068	520,949	571,068	1,207,996	1,483,578	191,381	192,884	210,304	332,271	695,473
4	PT Lugu Reasuransi Indonesia	392,462	558,127	1,037,220	1,509,385	1,866,923	275,413	388,075	797,169	1,216,768	1,483,578	117,049	169,451	240,051	255,617	346,345
5	PT Reasuransi Melipark Indonesia	-	-	-	421,087	-	-	-	-	-	162,188	-	-	-	-	-
<b>JUMLAH / SUB TOTAL</b>		<b>2,369,598</b>	<b>2,824,663</b>	<b>4,100,891</b>	<b>5,713,726</b>	<b>9,277,296</b>	<b>1,537,995</b>	<b>1,849,637</b>	<b>2,790,568</b>	<b>4,219,173</b>	<b>5,897,335</b>	<b>831,603</b>	<b>975,027</b>	<b>1,235,322</b>	<b>1,457,553</b>	<b>2,446,332</b>
<b>JUMLAH SELURUHNYA / GRAND TOTAL</b>		<b>48,059,169</b>	<b>55,973,541</b>	<b>73,425,746</b>	<b>103,597,666</b>	<b>122,448,641</b>	<b>21,682,792</b>	<b>25,770,454</b>	<b>37,939,543</b>	<b>62,397,702</b>	<b>79,611,868</b>	<b>26,376,377</b>	<b>30,188,181</b>	<b>35,304,348</b>	<b>41,873,575</b>	<b>41,624,214</b>

Keterangan / Notes :  
 \*) Tidak Menyampaikan Laporan / Have Not Submitted Annual Report  
 \*\*) Pencabutan Izin Usaha / Licenses Have Been Removed  
 \*\*\*) Pemberian Izin Usaha Baru / New Licenses











Perusahaan Asuransi Umum & Reasuransi - Konvensional  
Non Life Insurance & Reinsurance Companies - Conventional

TABEL: 2.6 / TABLE: 2.6  
NERACA GABUNGAN PER 31 DESEMBER 2014  
CONSOLIDATED BALANCE SHEET AS AT DECEMBER 31, 2014

NO	ASET ASSETS	JUMLAH TOTAL	NO NO	LIABILITAS DAN EKUITAS LIABILITIES AND EQUITIES	JUMLAH TOTAL
<b>I. INVESTASI (INVESTMENTS)</b>					
<b>I. UTANG (PAYABLES)</b>					
1	Deposito Berjangka dan Sertifikat Deposito (Time Deposit and Certificate of Deposit)	30,679,088	1	Utang Klaim (Claim Payable)	1,957,155
2	Saham (Stocks)	4,031,510	2	Utang Koasuransi (Coinsurance Payable)	563,886
3	Surat Utang Korporasi dan Sukuik Korporasi (Corporate Bond and Sukuk)	7,220,786	3	Utang Reasuransi (Reinsurance Payable)	7,257,324
4	Surat Berharga yang Diterbitkan Oleh Negara RI (Marketable Sec. Issued by Republic of Indonesia)	2,669,928	4	Utang Komisi (Commission Payable)	1,453,813
5	Surat Berharga yang Diterbitkan Oleh Negara Selain Negara RI (Marketable Sec. Issued by Other Than Indor)	-	5	Utang Pajak (Tax Payable)	495,001
6	Surat Berharga yang Diterbitkan Oleh BI (Marketable Sec. Issued by Central Bank)	-	6	Biaya yang Masih Harus Dibayar (Accrued Expenses)	1,371,938
7	Surat Berharga yang Diterbitkan Oleh Lembaga Multinasional (Marketable Sec. Issued by Multinational Institu	4,951	7	Utang Lain (Other Payables)	9,457,869
8	Reksa Dana (Mutual Fund)	8,430,328	8	<b>Jumlah Utang (Total Payables)</b>	<b>22,556,986</b>
9	KIK EBA (CIC - Assets Backed Securities)	10,576			
10	Dana Investasi Real Estate (Real Estate Investment Fund)	-	<b>II. CADANGAN TEKNIS (TECHNICAL RESERVES)</b>		
11	Penyertaan Langsung (Direct Placement)	6,123,754	9	Cadangan Premi (Premium Reserve)	5,878,694
12	Bangunan dengan Hak Sirata/Tanah Dgn Bangunan Untuk Investasi (Investment Property)	686,249	10	Cadangan Atas Premi yang Belum Merupakan Pendapatan (Unearned Premium Reserve)	21,222,632
13	Pembelian Piutang Untuk Perusahaan Pembiayaan dan/atau Bank (Refinancing)	-	11	Cadangan Klaim (Claim Reserve)	29,953,557
14	Emas Murni (Gold)	4,806			
15	Pinjaman Yang Dijamin Dengan Hak Tanggungan (Mortgage Loan)	20,020	12	<b>Jumlah Cadangan Teknis (Total Technical Reserve)</b>	<b>57,054,883</b>
16	Investasi Lain (Other Investments)	673,919	13	<b>Jumlah Liabilitas (Total Liabilities)</b>	<b>79,611,869</b>
17	<b>Jumlah Investasi (Total Investments)</b>	<b>60,555,915</b>	14	Pinjaman Subordinasi (Subordinated Loans)	1,212,561
<b>II. BUKAN INVESTASI (NON INVESTMENTS)</b>					
<b>III. MODAL SENDIRI (EQUITIES)</b>					
18	Kas dan Bank (Cash and Bank)	3,432,084	15	Modal Disetor (Paid Up Capital)	16,661,272
19	Tagihan Premi Penutupan Langsung (Premium Receivable)	14,656,125	16	Agio Saham (Share Premium)	605,673
20	Tagihan Klaim Koasuransi (Coinsurance Claims Receivable)	406,231	17	Saldo Laba (Balance of Profit/Loss)	17,315,868
21	Tagihan Reasuransi (Investment Yield Receivable)	35,600,360	18	Komponen Ekuitas Lainnya (Other Equity Components)	7,041,401
22	Tagihan Investasi (Investments Receivable)	327,228			
23	Tagihan Hasil Investasi (Investments Yield Receivable)	259,464			
24	Bangunan dengan Hak Sirata atau Tanah dengan Bangunan untuk dipakai sendiri	1,951,365			
25	Aset Tetap Lain (Other Fixed Assets)	855,689	19	<b>Jumlah Ekuitas (Total Equities)</b>	<b>41,624,214</b>
26	Aset Lain (Other Assets)	4,404,170			
26	<b>Jumlah Bukan Investasi (Total Non Investments)</b>	<b>61,892,726</b>	20	<b>Jumlah Liabilitas dan Ekuitas (Total Liabilities and Equitie</b>	<b>122,448,645</b>
27	<b>Jumlah Aset (Total Assets)</b>	<b>122,448,641</b>			

Perusahaan Asuransi Umum & Reasuransi - Konvensional  
Non Life Insurance & Reinsurance Companies - Conventional

TABEL : 2.7 / TABLE: 2.7  
LAPORAN LABA RUGI GABUNGAN TAHUN 2014  
CONSOLIDATED INCOME STATEMENT IN 2014

		Dalam Jutaan Rupiah In Million Rupiah
NO.	KETERANGAN / DESCRIPTION	JUMLAH / TOTAL
<b>Pendapatan Premi Neto (Net Premium Income)</b>		
<b>Premi Bruto (Gross Premium)</b>		
1	a. Premi Penutupan Langsung (Direct Premium)	51,770,831
2	b. Premi Penutupan Tidak Langsung (In-direct Premium)	10,175,288
3	c. Komisi Dibayar (Commission)	8,889,504
<b>4</b>	<b>Jumlah Premi Bruto (Total Gross Premium)</b>	<b>53,056,615</b>
<b>Premi Reasuransi (Reinsurance Premium)</b>		
5	a. Premi Reasuransi Dibayar (Reinsurance Premium Paid)	24,661,050
6	b. Komisi Reasuransi Diterima (Reinsurance Commission)	3,624,944
<b>7</b>	<b>Jumlah Premi Reasuransi (Total Reinsurance Premium)</b>	<b>21,036,105</b>
8	Penurunan (Kenaikan) Cadangan Premi dan CAPYBMP* (Decrease (Increase) in Premium Reserve and Unearned Premium Reser)	(2,456,014)
<b>9</b>	<b>Jumlah Pendapatan Premi Neto (Total Nett Premium Income)</b>	<b>29,564,496</b>
10	Pendapatan Underwriting Lain Neto (Nett Other Underwriting Income)	86,915
<b>11</b>	<b>PENDAPATAN UNDERWRITING (UNDERWRITING INCOME)</b>	<b>29,651,411</b>
<b>Beban Klaim (Claim Expenses)</b>		
12	a. Klaim Bruto (Gross Claims)	27,024,824
13	b. Klaim Reasuransi (Reinsurance Recoveries)	9,717,037
14	c. Kenaikan (Penurunan) Cadangan Klaim (Increase (Decrease) in Claim Reserve)	1,450,850
<b>15</b>	<b>Jumlah Beban Klaim (Total Claim Expenses)</b>	<b>18,758,637</b>
16	Beban Underwriting Lain Neto (Nett Other Underwriting Expenses)	526,635
<b>17</b>	<b>BEBAN UNDERWRITING (UNDERWRITING EXPENSES)</b>	<b>19,285,272</b>
<b>18</b>	<b>HASIL UNDERWRITING (UNDERWRITING RESULT)</b>	<b>10,366,139</b>
19	Hasil Investasi (Investment Yields)	4,172,244
<b>Beban Usaha (Operating Expenses)</b>		
20	a. Beban Pegawai dan Pengurus (Employee Expenses)	4,286,098
21	b. Beban Pendidikan dan Pelatihan (Education and Training Expenses)	219,500
22	c. Beban Pemasaran (Marketing Expenses)	946,466
23	d. Beban Umum dan Administrasi (General and Administration Expenses)	2,853,934
<b>24</b>	<b>Jumlah Beban Usaha (Total Operating Expenses)</b>	<b>8,305,998</b>
<b>25</b>	<b>LABA (RUGI) USAHA ASURANSI (PROFIT (LOSS) INSURANCE BUSINESS)</b>	<b>6,232,385</b>
26	Hasil (Beban) Lain (Other Income (Expenses))	154,812
<b>27</b>	<b>LABA SEBELUM PAJAK (INCOME BEFORE TAX)</b>	<b>6,387,197</b>
28	Pajak Penghasilan (Tax)	805,955
<b>29</b>	<b>LABA SETELAH PAJAK (INCOME AFTER TAX)</b>	<b>5,581,243</b>
30	PENDAPATAN KOMPREHENSIF LAIN (OTHER COMPREHENSIVE INCOME)	937,159
<b>31</b>	<b>JUMLAH LABA (RUGI) KOMPREHENSIF (TOTAL COMPREHENSIVE INCOME (LOSS))</b>	<b>6,518,402</b>

**Keterangan / Notes :**

\*) CAPYBMP = Cadangan Atas Premi Yang Belum Merupakan Pendapatan

**Perusahaan Asuransi Umum & Reasuransi - Konvensional**  
*Non Life Insurance & Reinsurance Companies - Conventional*

TABEL : 2.8 / TABLE: 2.8

NERACA GABUNGAN PER 31 DESEMBER 2010 - 2014

THE CONSOLIDATED BALANCE SHEET AS AT DECEMBER 31, 2010 - 2014

Dalam Jutaan Rupiah

In Million Rupiah

NO	ASET ASSETS	2014
<b>I. INVESTASI (INVESTMENTS)</b>		
1	Deposito Berjangka dan Sertifikat Deposito ( <i>Time Deposit and Certificate of Deposit</i> )	30,679,088
2	Saham ( <i>Stocks</i> )	4,031,510
3	Surat Utang Korporasi dan Sukuk Korporasi ( <i>Corporate Bond and Sukuk</i> )	7,220,786
4	Surat Berharga yang Diterbitkan Oleh Negara RI ( <i>Marketable Sec. Issued by Republic of Indonesia</i> )	2,669,928
5	Surat Berharga yang Diterbitkan Oleh Negara Selain Negara RI ( <i>Marketable Sec. Issued by Other Than Republic of Indonesia</i> )	
6	Surat Berharga yang Diterbitkan Oleh Bank Indonesia ( <i>Marketable Sec. Issued by Central Bank</i> )	
7	Surat Berharga yang Diterbitkan Oleh Lembaga Multinasional ( <i>Marketable Sec. Issued by Multinational Institution</i> )	4,951
8	Reksadana ( <i>Mutual Fund</i> )	8,430,328
9	KIK EBA ( <i>Collective Investment Contract - Asset Backed Securities</i> )	10,576
10	Dana Investasi Real Estat ( <i>Real Estate Investment Fund</i> )	
11	Penyertaan Langsung ( <i>Direct Placement</i> )	6,123,754
12	Bangunan dengan Hak Strata/Tanah dengan Bangunan untuk Investasi ( <i>Investment Prop</i>	686,249
13	Pembelian Piutang untuk Perusahaan Pembiayaan dan/atau Bank ( <i>Refinancing</i> )	
14	Emas Murni ( <i>Gold</i> )	4,806
15	Pinjaman yang Dijamin dengan Hak Tanggungan ( <i>Mortgage Loan</i> )	20,020
16	Pembiayaan Murabahah ( <i>Murabahah Financing</i> )	
17	Pembiayaan Mudharabah ( <i>Mudharabah Financing</i> )	
18	Investasi Lain ( <i>Other Investments</i> )	673,919
<b>19</b>	<b>Jumlah Investasi (Total Investments)</b>	<b>60,555,914</b>
<b>II. BUKAN INVESTASI (NON INVESTMENTS)</b>		
19	Kas dan Bank ( <i>Cash and Bank</i> )	3,432,084
20	Tagihan Premi ( <i>Premium Receivable</i> )	14,656,125
21	Tagihan Klaim Koasuransi ( <i>Coinsurance claim receivable</i> )	406,231
22	Tagihan Reasuransi ( <i>Reinsurance Receivable</i> )	35,600,360
23	Tagihan Investasi ( <i>Investment receivable</i> )	327,228
24	Tagihan Hasil Investasi ( <i>Investment Yield Receivable</i> )	259,464
25	Bangunan dengan Hak Strata atau Tanah dengan Bangunan untuk dipakai sendiri ( <i>proper</i>	1,951,365
26	Komputer ( <i>Computer Hardware</i> )	
27	Aset Tetap Lain ( <i>Other Fixed Assets</i> )	855,699
28	Aset Lain ( <i>Other Assets</i> )	4,404,170
<b>29</b>	<b>Jumlah Bukan Investasi (Total Non Investments)</b>	<b>61,892,726</b>
<b>30</b>	<b>JUMLAH ASET (TOTAL ASSETS)</b>	<b>122,448,640</b>

<b>LIABILITAS DAN EKUITAS</b> <i>LIABILITIES &amp; EQUITIES</i>		<b>2014</b>
<b>I. UTANG (PAYABLES)</b>		
1	Utang Klaim ( <i>Claim Payable</i> )	1,957,155
2	Utang Koasuransi ( <i>Coinsurance payable</i> )	563,886
3	Utang Reasuransi ( <i>Reinsurance Payable</i> )	7,257,324
4	Utang Komisi ( <i>Commision Payable</i> )	1,453,813
5	Utang Pajak ( <i>Tax Payable</i> )	495,001
6	Biaya Yang Masih Harus Dibayar ( <i>Accrued Expenses</i> )	1,371,938
7	Utang Bagi Hasil ( <i>Profit Sharing Payable</i> )	-
8	Utang Zakat ( <i>Zakat Payable</i> )	-
9	Utang Lain ( <i>Other Payables</i> )	9,457,869
<b>10</b>	<b>Jumlah Utang (<i>Total Payables</i>)</b>	<b>22,556,986</b>
<b>II. CADANGAN TEKNIS (TECHNICAL RESERVES)</b>		
11	Cadangan Premi ( <i>Premium Reserves</i> )	5,878,694
12	Cadangan Atas Premi Yang Belum Merupakan Pendapatan ( <i>Unearned Premium Reserve</i> )	21,222,632
13	Cadangan Klaim ( <i>Claim Reserve</i> )	<b>29,953,557</b>
<b>14</b>	<b>Jumlah Cadangan Teknis (<i>Total Technical Reserve</i>)</b>	<b>57,054,883</b>
<b>15</b>	<b>JUMLAH LIABILITAS (TOTAL LIABILITIES)</b>	<b>79,611,869</b>
16	Pinjaman Subordinasi ( <i>Subordinated Loans</i> )	1,212,561
<b>III. EKUITAS (EQUITIES)</b>		
17	Modal Disetor ( <i>Paid up Capital</i> )	16,661,272
18	Agio Saham ( <i>Premium</i> )	605,673
19	Cadangan ( <i>Reserves</i> )	
20	Kenaikan (Penurunan) Srt Berharga ( <i>Increase (Decrease) in Mkt. Securities</i> )	
21	Saldo Laba ( <i>Balance of Profit/Loss</i> )	17,315,868
22	Komponen Ekuitas Lainnya ( <i>Other Equity Component</i> )	7,041,401
<b>23</b>	<b>JUMLAH EKUITAS (TOTAL EQUITIES)</b>	<b>41,624,214</b>
<b>24</b>	<b>JUMLAH LIABILITAS &amp; EKUITAS (TOTAL LIABILITIES &amp; EQUITIES)</b>	<b>122,448,645</b>

Perusahaan Asuransi Umum & Reasuransi - Konvensional  
Non Life Insurance & Reinsurance Companies - Conventional

TABEL : 2.9 / TABLE : 2.9

LAPORAN LABA/RUGI GABUNGAN TAHUN 2010 - 2014  
THE CONSOLIDATED OF INCOME STATEMENT IN 2010 - 2014

Dalam Jutaan Rupiah  
In Million Rupiah

No.	KETERANGAN / DESCRIPTION	2010	2011	2012	2013	2014
<b>Pendapatan Underwriting (Underwriting Income)</b>						
<b>Premi Bruto (Gross Premium)</b>						
1	a. Premi Penutupan Langsung (Direct Premium)	27,429,296	32,445,422	36,713,439	43,501,959	51,756,955
2	b. Premi Penutupan Tidak Langsung (In-direct Premium)	4,617,840	5,390,885	6,451,649	7,874,476	10,175,288
3	c. Komisi Dibayar (Commission)	4,395,500	5,114,514	5,804,269	6,819,081	8,843,538
4	<b>Jumlah Premi Bruto (Total Gross Premium)</b>	<b>27,651,637</b>	<b>32,721,794</b>	<b>37,360,820</b>	<b>44,557,354</b>	<b>53,088,705</b>
<b>Premi Reasuransi (Reinsurance Premium)</b>						
5	a. Premi Reasuransi Dibayar (Reinsurance Premium Paid)	13,966,498	16,153,035	18,127,232	20,272,119	24,466,408
6	b. Komisi Reasuransi Diterima (Reinsurance Commission)	1,969,691	2,321,601	2,615,147	2,882,380	3,545,234
7	<b>Jumlah Premi Reasuransi (Total Reinsurance Premium)</b>	<b>11,996,807</b>	<b>13,831,434</b>	<b>15,512,085</b>	<b>17,389,739</b>	<b>20,921,173</b>
8	Penurunan (Kenaikan) Cadangan Premi & CAPYBMP *) (Decrease (Increase) in Premium Reserve & UPR)	(1,068,736)	(1,563,338)	(1,397,406)	(3,264,804)	(2,385,945)
9	<b>Jumlah Pendapatan Premi Neto (Total Nett Premium Income)</b>	<b>14,586,094</b>	<b>17,327,023</b>	<b>20,451,329</b>	<b>23,902,810</b>	<b>29,781,586</b>
10	Pendapatan Underwriting Lain Neto (Nett Other Underwriting Income)	34,587	59,904	86,126	126,396	86,974
11	<b>PENDAPATAN UNDERWRITING (UNDERWRITING INCOME)</b>	<b>14,620,681</b>	<b>17,386,927</b>	<b>20,537,455</b>	<b>24,029,206</b>	<b>29,868,560</b>
<b>Beban Klaim (Claim Expenses)</b>						
12	a. Klaim Bruto (Gross Claims)	13,913,851	14,647,130	19,651,634	20,725,210	27,010,416
13	b. Klaim Reasuransi (Reinsurance Recoveries)	5,518,703	4,870,910	8,078,205	6,590,633	9,706,060
14	c. Kenaikan (Penurunan) Cadangan Klaim (Increase (Decrease) in Claim Reserve)	601,712	666,285	1,042,300	1,252,079	1,448,127
15	<b>Jumlah Beban Klaim Neto (Total Net Claim Expenses)</b>	<b>8,996,860</b>	<b>10,442,505</b>	<b>12,615,730</b>	<b>15,386,656</b>	<b>18,752,484</b>
16	Beban (Pendapatan) Underwriting Lain Neto (Nett Other Underwriting Expenses)	285,370	359,301	442,660	444,473	563,344
17	<b>JUMLAH BEBAN UNDERWRITING (TOTAL UNDERWRITING EXPENSES)</b>	<b>9,282,230</b>	<b>10,801,806</b>	<b>13,058,390</b>	<b>15,831,129</b>	<b>19,315,828</b>
18	<b>HASIL UNDERWRITING (UNDERWRITING RESULT)</b>	<b>5,338,452</b>	<b>6,585,121</b>	<b>7,479,065</b>	<b>8,198,077</b>	<b>10,552,733</b>
19	Hasil Investasi (Investment Yields)	2,525,658	3,134,181	3,421,944	4,213,583	4,172,855
20	Bagi Hasil (Profit-Sharing)	7,477	-	-	-	-
<b>Beban Usaha (Operating Expenses)</b>						
21	a. Beban Pegawai dan Pengurus (Personnel Expenses)	-	-	-	3,364,736	4,259,729
22	b. Beban Pendidikan dan Pelatihan (Education and Training Expenses)	-	-	-	178,125	218,919
23	c. Beban Pemasaran (Marketing Expenses)	426,645	578,633	649,804	1,023,789	942,638
24	d. Beban Umum dan Administrasi (General and Administration Expenses)	3,730,069	4,277,764	5,140,544	2,543,744	2,847,220
25	<b>Jumlah Beban Usaha (Total Operating Expenses)</b>	<b>4,156,714</b>	<b>4,856,397</b>	<b>5,790,347</b>	<b>7,110,394</b>	<b>8,268,507</b>
26	<b>LABA (RUGI) USAHA ASURANSI (PROFIT (LOSS) INSURANCE BUSINESS)</b>	<b>3,707,396</b>	<b>4,862,904</b>	<b>5,110,662</b>	<b>5,301,266</b>	<b>6,457,081</b>
27	Hasil (Beban) Lain (Other Income (Expenses))	39,869	105,541	300,419	680,811	182,237
28	<b>LABA SEBELUM ZAKAT (INCOME BEFORE ZAKAT)</b>	<b>3,747,265</b>	<b>4,968,446</b>	<b>5,411,081</b>	<b>5,982,077</b>	<b>6,639,317</b>
29	Zakat (Zakat)	750	-	-	-	-
30	<b>LABA SEBELUM PAJAK (INCOME BEFORE TAX)</b>	<b>3,746,515</b>	<b>4,968,446</b>	<b>5,411,081</b>	<b>5,982,077</b>	<b>6,639,317</b>
31	Pajak Penghasilan (Tax)	521,726	687,681	745,915	939,462	874,921
32	<b>LABA SETELAH PAJAK (INCOME AFTER TAX)</b>	<b>3,217,312</b>	<b>4,280,764</b>	<b>4,665,166</b>	<b>5,042,615</b>	<b>5,764,396</b>
33	PENDAPATAN KOMPREHENSIF LAIN (OTHER COMPREHENSIVE INCOME)	-	-	-	1,063,214	898,468
34	<b>JUMLAH LABA (RUGI) KOMPREHENSIF (TOTAL OF INCOME (LOSS) COMPREHENSIVE)</b>	<b>-</b>	<b>-</b>	<b>-</b>	<b>5,976,542</b>	<b>6,508,119</b>

**Keterangan:**

\*) CAPYBMP = Cadangan Atas Premi Yang Belum Merupakan Pendapatan

Usaha Asuransi Umum & Reasuransi  
Non Life Insurance & Reinsurance Business

TABEL : 2.10.1/TABLE: 2.10.1  
REKAPITULASI PREMI, KLAIM DAN KOMISI TAHUN 2014  
RECAPITULATION OF PREMIUMS, CLAIMS AND COMMISSIONS YEAR 2014  
Lini Usaha : PERUSAHAAN ASURANSI UMUM NASIONAL  
Line of Business : NATIONAL NON LIFE INSURANCE COMPANIES

NO NO	URAIAN DESCRIPTION	POS LANGSUNG DIRECT BUSINESS	REASURANSI DAN KOMISI / REINSURANCE AND COMMISSION				Jumlah TOTAL		
			INWARD		OUTWARD				
(1)	(2)	(3)	(4)	(5)	(6)	(7)	(8)	(9)	(10)
			DALAM NEGERI DOMESTIC	ASEAN ASEAN	LAINNYA OTHER	DALAM NEGERI DOMESTIC	ASEAN ASEAN	LAINNYA OTHER	(3+4+5+6-7-8-9)
1	Premi Dicatat / Premium Written	36.402,824	1.986,947	651,999	89,510	6.995,674	5.979,828	3.481,779	22,674,000
2	Komisi / Commission	4.602,349	269,153	15,930	10,758	1,120,120	648,921	450,144	2,679,005
3	CAPYBMP / Unearned Premium Reserve :								
a.	Tahun Lalu / Previous Year	13,822,503	754,463	247,570	33,988	2,656,325	2,270,598	1,322,065	8,609,536
b.	Tahun Berjalan / Current Year	16,192,135	883,803	290,012	39,814	3,111,706	2,659,854	1,548,710	10,085,495
4	Premi Diterima / Premium Earned (1-2+3a-3b)	29,430,843	1,588,454	593,628	72,926	5,420,173	4,941,652	2,804,989	18,519,037
5	Klaim Dibayar / Claims Paid	15,746,630	780,445	22,542	63,940	2,432,411	1,910,993	1,966,478	10,303,675
6	Beban Penyesuaian Kerugian / Loss Adj. Expenses	-	-	-	-	-	-	-	-
7	Klaim Outstanding / Outstanding Claim :								
a.	Tahun Lalu / Previous Year	5,989,403	296,851	8,574	24,320	925,194	726,867	747,971	3,919,116
b.	Tahun Berjalan / Current Year	6,753,768	334,735	9,668	27,424	1,043,267	819,630	843,427	4,419,271
8	Klaim yang Terjadi / Claims Incurred (5+6-7a+7b)	16,510,995	818,329	23,636	67,043	2,550,484	2,003,755	2,061,934	10,803,831
9	Surplus Underwriting / Surplus Underwriting (4-8)	12,919,848	770,125	569,992	5,882	2,869,689	2,937,896	743,056	7,715,206

**Usaha Asuransi Umum & Reasuransi**  
Non Life Insurance & Reinsurance Business

**TABEL: 2.10.1/TABLE: 2.10.1**  
**REKAPITULASI PREMI, KLAIM DAN KOMISI TAHUN 2014**  
**RECAPITULATION OF PREMIUMS, CLAIMS AND COMMISSIONS YEAR 2014**  
Lini Usaha : PERUSAHAAN ASURANSI UMUM NASIONAL  
Line of Business : NATIONAL NON LIFE INSURANCE COMPANIES

NO NO	URAIAN DESCRIPTION	REASURANSI DAN KOMISI / REINSURANCE AND COMMISSION									Jumlah TOTAL (3+4+5+6+7+8-9)
		(1)	(2)	(3)	(4)	(5)	(6)	(7)	(8)	(9)	
		INWARD					OUTWARD				
		POS LANGSUNG DIRECT BUSINESS	DALAM NEGERI DOMESTIC	ASEAN ASEAN	LAINNYA OTHER	DALAM NEGERI DOMESTIC	ASEAN ASEAN	LAINNYA OTHER	ASEAN ASEAN	LAINNYA OTHER	Jumlah TOTAL
1	Premi Dicatat / Premium Written	36,402,824	1,986,947	651,999	89,510	6,995,674	5,979,828	3,481,779			22,674,000
2	Komisi / Commission	4,602,349	269,153	15,930	10,758	1,120,120	648,921	450,144			2,679,005
3	CAPYBMP / Unearned Premium Reserve:										
a.	Tahun Lalu / Previous Year	13,822,503	754,463	247,570	33,988	2,656,325	2,270,598	1,322,065			8,609,536
b.	Tahun Berjalan / Current Year	16,192,135	883,803	290,012	39,814	3,111,706	2,659,854	1,548,710			10,085,495
4	Premi Diterima / Premium Earned (1-2+3a-3b)	29,430,843	1,588,454	593,628	72,926	5,420,173	4,941,652	2,804,989			18,519,037
5	Klaim Dibayar / Claims Paid	15,746,630	780,445	22,542	63,940	2,432,411	1,910,993	1,966,478			10,303,675
6	Beban Penyesuaian Kerugian / Loss Adj. Expenses	-	-	-	-	-	-	-			-
7	Klaim Outstanding / Outstanding Claim:										
a.	Tahun Lalu / Previous Year	5,989,403	296,851	8,574	24,320	925,194	726,867	747,971			3,919,116
b.	Tahun Berjalan / Current Year	6,753,768	334,735	9,668	27,424	1,043,267	819,630	843,427			4,419,271
8	Klaim yang Terjadi / Claims Incurred (5+6-7a+7b)	16,510,995	818,329	23,636	67,043	2,550,484	2,003,755	2,061,934			10,803,831
9	Surplus Underwriting / Surplus Underwriting (4-8)	12,919,848	770,125	569,992	5,882	2,869,689	2,937,896	743,056			7,715,206



Usaha Asuransi Umum & Reasuransi  
Non Life Insurance & Reinsurance Business

TABEL: 2.10.2/TABLE: 2.10.2  
REKAPITULASI PREMI, KLAIM DAN KOMISI TAHUN 2014  
RECAPITULATION OF PREMIUMS, CLAIMS AND COMMISSIONS YEAR 2014  
Lini Usaha : PERUSAHAAN ASURANSI UMUM PATUNGAN  
Line of Business : JOINT VENTURE NON LIFE INSURANCE COMPANIES

Dalam Jutaan Rupiah  
In Million Rupiah

NO NO	URAIAN DESCRIPTION	POS LANGSUNG DIRECT BUSINESS	REASURANSI DAN KOMISI / REINSURANCE AND COMMISSION				Jumlah TOTAL (3+4+5+6-7-8-9)		
			DALAM NEGERI DOMESTIC	ASEAN ASEAN	LAINNYA OTHER	DALAM NEGERI DOMESTIC		ASEAN ASEAN	LAINNYA OTHER
(1)	(2)	(3)	(4)	(5)	(6)	(7)	(8)	(9)	(10)
1	Premi Dicatat / Premium Written	8,958,457	574,722	16,123	111,784	891,939	1,634,819	2,725,779	4,408,548
2	Komisi / Commission	1,041,253	132,172	4,084	18,055	191,961	299,511	320,683	383,408
3	CAPYBMP / Unearned Premium Reserve :								
a.	Tahun Lalu / Previous Year	3,726,939	239,098	6,708	46,505	371,069	680,125	1,133,991	1,834,065
b.	Tahun Berjalan / Current Year	5,130,818	329,163	9,234	64,023	510,845	936,317	1,561,148	2,524,928
4	Premi Diterima / Premium Earned (1-2+3a-3b)	6,513,326	352,485	9,513	76,212	560,203	1,079,115	1,977,940	3,334,277
5	Klaim Dibayar / Claims Paid	3,299,431	278,141	5,004	90,415	648,581	608,096	647,439	1,768,876
6	Beban Penyesuaian Kerugian / Loss Adj. Expenses	-	-	-	-	-	-	-	-
7	Klaim Outstanding / Outstanding Claim :								
a.	Tahun Lalu / Previous Year	2,522,426	212,640	3,826	69,123	495,843	464,892	494,969	1,352,311
b.	Tahun Berjalan / Current Year	2,991,564	252,188	4,537	81,979	588,063	551,355	587,027	1,603,824
8	Klaim yang Terjadi / Claims Incurred (5+6-7a+7b)	3,768,569	317,690	5,716	103,271	740,802	694,560	739,496	2,020,388
9	Surplus Underwriting / Surplus Underwriting (4-8)	2,744,756	34,795	3,797	(27,060)	(180,599)	384,555	1,238,444	1,313,889

**Usaha Asuransi Umum & Reasuransi**  
Non Life Insurance & Reinsurance Business

**TABEL: 2.10.3/TABLE: 2.10.3**  
**REKAPITULASI PREMI, KLAIM DAN KOMISI TAHUN 2014**  
**RECAPITULATION OF PREMIUMS, CLAIMS AND COMMISSIONS YEAR 2014**  
Lini Usaha : PERUSAHAAN REASURANSI  
Line of Business : REINSURANCE COMPANIES

NO NO	URAIAN DESCRIPTION	(2)	REASURANSI DAN KOMISI / REINSURANCE AND COMMISSION					Jumlah TOTAL (3+4+5+6+7+8+9)		
			(3)	(4)	(5)	(6)	(7)		(8)	(9)
			POS LANGSUNG DIRECT BUSINESS	DALAM NEGERI DOMESTIC	ASEAN ASEAN	LAINNYA OTHER	DALAM NEGERI DOMESTIC	ASEAN ASEAN	LAINNYA OTHER	
1	Premi Dicatat / Premium Written		934,226	5,564,215	285,978	22,352	753,434	754,957	13,097	5,285,284
2	Komisi / Commission		145,614	1,268,164	69,896	4,024	129,833	10,300	31,004	1,316,561
3	CAPYBMP / Unearned Premium Reserve :									
a.	Tahun Lalu / Previous Year		266,607	1,587,903	81,612	6,379	215,013	215,448	3,738	1,508,302
b.	Tahun Berjalan / Current Year		363,699	2,166,178	111,333	8,702	293,316	293,908	5,099	2,057,588
4	Premi Diterima / Premium Earned (1-2+3a-3b)		691,520	3,717,777	186,361	16,004	545,298	666,196	(19,269)	3,419,436
5	Klaim Dibayar / Claims Paid		306,910	2,511,891	211,823	19,261	149,863	324,882	63,887	2,511,263
6	Beban Penyesuaian Kerugian / Loss Adj. Expenses		-	-	-	-	-	-	-	-
7	Klaim Outstanding / Outstanding Claim :									
a.	Tahun Lalu / Previous Year		175,865	1,439,361	121,379	11,037	85,874	186,163	36,608	1,438,996
b.	Tahun Berjalan / Current Year		245,951	2,012,974	169,750	15,435	120,097	260,353	51,197	2,012,463
8	Klaim yang Terjadi / Claims Incurred (5+6-7a+7b)		376,996	3,085,504	260,195	23,659	184,086	399,072	78,476	3,084,721
9	Surplus Underwriting / Surplus Underwriting (4-8)		314,524	632,273	(73,834)	(7,655)	361,213	267,124	(97,744)	334,715

Usaha Asuransi Umum & Reasuransi  
Non Life Insurance & Reinsurance Business

TABEL: 2.10.4/TABLE: 2.10.4  
REKAPITULASI PREMI, KLAIM DAN KOMISI TAHUN 2014  
RECAPITULATION OF PREMIUMS, CLAIMS AND COMMISSIONS YEAR 2014  
Lini Usaha : Harta Benda  
Line of Business : Property

NO NO	URAIAN DESCRIPTION	POS LANGSUNG DIRECT BUSINESS	REASURANSI DAN KOMISI / REINSURANCE AND COMMISSION					JUMLAH TOTAL (3+4+5+6-7-8-9)	
			DALAM NEGERI DOMESTIC	LAINNYA OTHER	ASEAN ASEAN	DALAM NEGERI DOMESTIC	ASEAN ASEAN		LAINNYA OTHER
(1)	(2)	(3)	(4)	(5)	(6)	(7)	(8)	(9)	(10)
1	Premi Dicatat / Premium Written	13,203,002	3,357,535	840,497	76,602	4,488,513	5,207,321	2,671,530	5,110,272
2	Komisi / Commission	1,275,154	622,101	67,169	15,804	736,842	547,636	281,927	413,821
3	CAPYBMP / Unearned Premium Reserve :								
a.	Tahun Lalu / Previous Year	5,378,438	1,367,741	342,389	31,205	1,828,462	2,121,279	1,088,287	2,081,744
b.	Tahun Berjalan / Current Year	6,932,664	1,762,982	441,330	40,222	2,356,839	2,734,273	1,402,773	2,683,314
4	Premi Diterima / Premium Earned (1-2+3a-3b)	10,373,622	2,340,193	674,387	51,781	3,223,294	4,046,691	2,075,116	4,094,881
5	Klaim Dibayar / Claims Paid	4,794,759	1,194,813	156,966	63,270	1,420,326	1,812,337	684,197	2,292,951
6	Beban Penyesuaian Kerugian / Loss Adj. Expenses	-	-	-	-	-	-	-	-
7	Klaim Outstanding / Outstanding Claim :								
a.	Tahun Lalu / Previous Year	4,963,391	1,236,835	162,487	65,496	1,470,278	1,876,076	708,260	2,373,594
b.	Tahun Berjalan / Current Year	6,197,565	1,544,380	202,890	81,781	1,835,871	2,342,573	884,372	2,963,801
8	Klaim yang Terjadi / Claims Incurred (5+6-7a+7b)	6,028,933	1,502,359	197,370	79,556	1,785,918	2,278,833	860,309	2,883,158
9	Surplus Underwriting / Surplus Underwriting (4-8)	4,344,689	837,834	477,017	(27,776)	1,437,376	1,767,858	1,214,807	1,211,724

**Usaha Asuransi Umum & Reasuransi**  
Non Life Insurance & Reinsurance Business

**TABEL: 2.10.5/TABLE: 2.10.5**  
**REKAPITULASI PREMI, KLAIM DAN KOMISI TAHUN 2014**  
**RECAPITULATION OF PREMIUMS, CLAIMS AND COMMISSIONS YEAR 2014**  
Lini Usaha : Kendaraan Bermotor  
Line of Business : Motor Vehicle

NO NO	URAIAN DESCRIPTION	REASURANSI DAN KOMISI / REINSURANCE AND COMMISSION									Jumlah TOTAL (3+4+5+6+7+8-9)	
		(1)	(2)	(3)	(4)	(5)	(6)	(7)	(8)	(9)		(10)
		POS LANGSUNG DIRECT BUSINESS				REASURANSI DAN KOMISI / REINSURANCE AND COMMISSION INWARD				OUTWARD		Dalam Jutaan Rupiah In Million Rupiah
1	Premi Dicatat / Premium Written			12,719,583	192,403	12,571	555	270,690	225,914	27,631	12,400,877	
2	Komisi / Commission			2,185,677	83,451	2,091	92	51,321	11,099	1,473	2,207,418	
3	CAPYBMP / Unearned Premium Reserve:											
a.	Tahun Lalu / Previous Year			5,294,991	80,095	5,233	231	112,685	94,045	11,502	5,162,318	
b.	Tahun Berjalan / Current Year			6,521,861	98,653	6,446	284	138,794	115,835	14,168	6,358,447	
4	Premi Diterima / Premium Earned (1-2+3a-3b)			9,307,035	90,394	9,267	409	193,259	193,024	23,493	8,997,329	
5	Klaim Dibayar / Claims Paid			5,709,507	103,823	15,182	5,883	107,263	61,294	3,616	5,662,222	
6	Beban Penyesuaian Kerugian / Loss Adj. Expenses			-	-	-	-	-	-	-	-	
7	Klaim Outstanding / Outstanding Claim:											
a.	Tahun Lalu / Previous Year			1,493,408	27,157	3,971	1,539	28,056	16,032	946	1,481,040	
b.	Tahun Berjalan / Current Year			1,753,118	31,879	4,662	1,807	32,935	18,820	1,110	1,738,599	
8	Klaim yang Terjadi / Claims Incurred (5+6-7a+7b)			5,969,216	108,546	15,873	6,151	112,142	64,082	3,781	5,919,781	
9	Surplus Underwriting / Surplus Underwriting (4-8)			3,337,819	(18,152)	(6,606)	(5,742)	81,117	128,942	19,712	3,077,548	

Usaha Asuransi Umum & Reasuransi  
Non Life Insurance & Reinsurance Business

TABEL: 2.10.6/TABLE: 2.10.6  
REKAPITULASI PREMI, KLAIM DAN KOMISI TAHUN 2014  
RECAPITULATION OF PREMIUMS, CLAIMS AND COMMISSIONS YEAR 2014  
Lini Usaha : Pengangkutan  
Line of Business : Marine Cargo

Dalam Jutaan Rupiah  
In Million Rupiah

NO NO	URAIAN DESCRIPTION	POS LANGSUNG DIRECT BUSINESS	REASURANSI DAN KOMISI / REINSURANCE AND COMMISSION				Jumlah TOTAL (3+4+5+6+7+8+9)		
			DALAM NEGERI DOMESTIC	ASEAN ASEAN	LAINNYA OTHER	OUTWARD			
(1)	(2)	(3)	(4)	(5)	(6)	(7)	(8)	(9)	(10)
1	Premi Dicatat / Premium Written	2.893,702	256,283	20,620	20,764	383,519	541,230	306,588	1,960,032
2	Komisi / Commission	346,781	67,281	4,559	939	84,672	69,506	48,444	216,937
3	CAPYBMP / Unearned Premium Reserve :								
a.	Tahun Lalu / Previous Year	345,384	30,589	2,461	2,478	45,776	64,600	36,593	233,944
b.	Tahun Berjalan / Current Year	494,650	43,809	3,525	3,549	65,559	92,518	52,408	335,048
4	Premi Diterima / Premium Earned (1-2+3a-3b)	2,397,655	175,781	14,998	18,754	279,064	443,805	242,330	1,641,990
5	Klaim Dibayar / Claims Paid	929,670	86,856	7,423	9,904	117,343	156,730	159,086	600,692
6	Beban Penyesuaian Kerugian / Loss Adj. Expenses	-	-	-	-	-	-	-	-
7	Klaim Outstanding / Outstanding Claim :								
a.	Tahun Lalu / Previous Year	738,614	69,006	5,897	7,869	93,228	124,521	126,392	477,244
b.	Tahun Berjalan / Current Year	864,873	80,802	6,905	9,214	109,164	145,807	147,998	558,825
8	Klaim yang Terjadi / Claims Incurred (5+6-7a+7b)	1,055,929	98,651	8,431	11,249	133,280	178,016	180,692	682,273
9	Surplus Underwriting / Surplus Underwriting (4-8)	1,341,726	77,130	6,567	7,505	145,784	265,789	61,638	959,718

**Usaha Asuransi Umum & Reasuransi**  
Non Life Insurance & Reinsurance Business

**TABEL: 2.10.7/TABLE: 2.10.7**  
**REKAPITULASI PREMI, KLAIM DAN KOMISI TAHUN 2014**  
**RECAPITULATION OF PREMIUMS, CLAIMS AND COMMISSIONS YEAR 2014**  
Lini Usaha : Rangka Kapal  
Line of Business : Marine Hull

NO NO	URAIAN DESCRIPTION	(1) (2)	REASURANSI DAN KOMISI / REINSURANCE AND COMMISSION					Jumlah TOTAL (3+4+5+6-7-8-9)	
			(3) POS LANGSUNG DIRECT BUSINESS	(4) DALAM NEGERI DOMESTIC	(5) ASEAN ASEAN	(6) LAINNYA OTHER	(7) DALAM NEGERI DOMESTIC		(8) ASEAN ASEAN
1	Premi Dicatat / Premium Written	1,258,646	465,656	6,014	7,728	465,557	428,082	238,472	605,932
2	Komisi / Commission	117,860	103,390	499	175	73,049	67,736	30,865	50,274
3	CAPYBMP / Unearned Premium Reserve :								
a.	Tahun Lalu / Previous Year	406,575	150,419	1,943	2,496	150,387	138,282	77,032	195,732
b.	Tahun Berjalan / Current Year	402,461	148,897	1,923	2,471	148,865	136,882	76,253	193,751
4	Premi Diterima / Premium Earned (1-2+3a-3b)	1,144,900	363,788	5,534	7,578	394,030	361,745	208,386	557,639
5	Klaim Dibayar / Claims Paid	805,596	289,976	39,593	10,295	375,633	231,298	174,129	364,400
6	Beban Penyesuaian Kerugian / Loss Adj. Expenses	-	-	-	-	-	-	-	-
7	Klaim Outstanding / Outstanding Claim :								
a.	Tahun Lalu / Previous Year	1,087,909	391,595	53,468	13,903	507,269	312,354	235,151	492,100
b.	Tahun Berjalan / Current Year	1,163,411	418,772	57,178	14,868	542,474	334,032	251,470	526,263
8	Klaim yang Terjadi / Claims Incurred (5+6-7a+7b)	881,098	317,153	43,304	11,260	410,838	252,976	190,449	398,552
9	Surplus Underwriting / Surplus Underwriting (4-8)	263,802	46,635	(37,769)	(3,682)	(16,808)	108,770	17,937	159,086

Dalam Jutaan Rupiah  
In Million Rupiah

Usaha Asuransi Umum & Reasuransi  
Non Life Insurance & Reinsurance Business

TABEL: 2.10.8/TABLE: 2.10.8  
REKAPITULASI PREMI, KLAIM DAN KOMISI TAHUN 2014  
RECAPITULATION OF PREMIUMS, CLAIMS AND COMMISSIONS YEAR 2014  
Lini Usaha : Rangka Pesawat  
Line of Business : Aviation

Dalam Jutaan Rupiah  
In Million Rupiah

NO NO	URAIAN DESCRIPTION	POS LANGSUNG DIRECT BUSINESS	REASURANSI DAN KOMISI / REINSURANCE AND COMMISSION				Jumlah TOTAL (3+4+5+6+7+8+9)		
			DALAM NEGERI DOMESTIC	ASEAN ASEAN	LAINNYA OTHER	OUTWARD			
(1)	(2)	(3)	(4)	(5)	(6)	(7)	(8)	(9)	(10)
1	Premi Dicatat / Premium Written	1,178,830	198,359	286	790	393,041	61,865	858,332	65,028
2	Komisi / Commission	21,559	8,717	83	217	11,570	8,166	53,282	(42,441)
3	CAPYBMP / Unearned Premium Reserve :								
a.	Tahun Lalu / Previous Year	360,293	60,626	87	242	120,128	18,908	262,338	19,875
b.	Tahun Berjalan / Current Year	546,928	92,031	133	367	182,355	28,703	398,230	30,170
4	Premi Diterima / Premium Earned (1-2+3a-3b)	970,636	158,237	158	448	319,244	43,904	669,157	97,173
5	Klaim Dibayar / Claims Paid	88,904	14,369	173	0	21,095	15,871	47,801	18,679
6	Beban Penyesuaian Kerugian / Loss Adj. Expenses	-	-	-	-	-	-	-	-
7	Klaim Outstanding / Outstanding Claim :								
a.	Tahun Lalu / Previous Year	121,152	19,580	235	0	28,746	21,628	65,139	25,454
b.	Tahun Berjalan / Current Year	125,980	20,361	245	0	29,892	22,490	67,735	26,469
8	Klaim yang Terjadi / Claims Incurred (5+6-7a+7b)	93,732	15,149	182	0	22,240	16,733	50,396	19,693
9	Surplus Underwriting / Surplus Underwriting (4-8)	876,904	143,089	(24)	448	297,004	27,171	618,761	77,480

**Usaha Asuransi Umum & Reasuransi**  
Non Life Insurance & Reinsurance Business

**TABEL: 2.10.9/TABLE: 2.10.9**  
**REKAPITULASI PREMI, KLAIM DAN KOMISI TAHUN 2014**  
**RECAPITULATION OF PREMIUMS, CLAIMS AND COMMISSIONS YEAR 2014**

Lini Usaha : Satelit  
Line of Business : Satelite

NO NO	URAIAN DESCRIPTION	(2)	REASURANSI DAN KOMISI / REINSURANCE AND COMMISSION			LAINNYA OTHER	DALAM NEGERI DOMESTIC	OUTWARD		Jumlah TOTAL
			(3)	(4)	(5)			(6)	(7)	
(1)	(2)	(3)	(4)	(5)	(6)	(7)	(8)	(9)	(10)	
1	Premi Dicatat / Premium Written	15,740	-	-	-	388	-	-	14,876	477
2	Komisi / Commission	491	-	-	-	52	-	-	2,877	(2,439)
3	CAPYBMP / Unearned Premium Reserve :									
a.	Tahun Lalu / Previous Year	38,257	-	-	-	943	-	-	36,155	1,158
b.	Tahun Berjalan / Current Year	36,437	-	-	-	899	-	-	34,435	1,103
4	Premi Diterima / Premium Earned (1-2+3a-3b)	17,069	-	-	-	381	-	-	13,718	2,970
5	Klaim Dibayar / Claims Paid	-	-	-	-	-	-	-	-	-
6	Beban Penyesuaian Kerugian / Loss Adj. Expenses	-	-	-	-	-	-	-	-	-
7	Klaim Outstanding / Outstanding Claim :									
a.	Tahun Lalu / Previous Year	-	-	-	-	-	-	-	-	-
b.	Tahun Berjalan / Current Year	-	-	-	-	-	-	-	-	-
8	Klaim yang Terjadi / Claims Incurred (5+6-7a+7b)	-	-	-	-	-	-	-	-	-
9	Surplus Underwriting / Surplus Underwriting (4-8)	17,069	-	-	-	381	-	-	13,718	2,970

Dalam Jutaan Rupiah  
In Million Rupiah



Usaha Asuransi Umum & Reasuransi  
Non Life Insurance & Reinsurance Business

TABEL: 2.10.10/TABLE: 2.10.10  
REKAPITULASI PREMI, KLAIM DAN KOMISI TAHUN 2014  
RECAPITULATION OF PREMIUMS, CLAIMS AND COMMISSIONS YEAR 2014  
Lini Usaha : Energi Darat  
Line of Business : Energy On Shore

NO NO	URAIAN DESCRIPTION	POS LANGSUNG DIRECT BUSINESS	REASURANSI DAN KOMISI / REINSURANCE AND COMMISSION					JUMLAH TOTAL (3+4+5+6-7-8-9) (10)	
			DALAM NEGERI DOMESTIC	ASEAN ASEAN	LAINNYA OTHER	DALAM NEGERI DOMESTIC	ASEAN ASEAN		LAINNYA OTHER
(1)	(2)	(3)	(4)	(5)	(6)	(7)	(8)	(9)	(10)
1	Premi Dicatat / Premium Written	234,708	2,271	7,259	30,273	27,410	6,352	194,408	46,341
2	Komisi / Commission	5,767	486	1,286	2,629	2,491	1,127	8,298	(1,748)
3	CAPYBMP / Unearned Premium Reserve :								
a.	Tahun Lalu / Previous Year	44,018	426	1,361	5,677	5,141	1,191	36,460	8,691
b.	Tahun Berjalan / Current Year	18,657	181	577	2,406	2,179	505	15,453	3,684
4	Premi Diterima / Premium Earned (1-2+3a-3b)	254,302	2,030	6,757	30,915	27,881	5,911	207,116	53,097
5	Klaim Dibayar / Claims Paid	78,772	12,536	-	3,306	49,696	11,689	16,975	16,255
6	Beban Penyesuaian Kerugian / Loss Adj. Expenses	-	-	-	-	-	-	-	-
7	Klaim Outstanding / Outstanding Claim :								
a.	Tahun Lalu / Previous Year	132,732	21,123	-	5,570	83,738	19,696	28,602	27,389
b.	Tahun Berjalan / Current Year	89,924	14,310	-	3,774	56,731	13,344	19,378	18,566
8	Klaim yang Terjadi / Claims Incurred (5+6-7a+7b)	35,964	5,723	-	1,509	22,689	5,337	7,750	7,421
9	Surplus Underwriting / Surplus Underwriting (4-8)	218,338	(3,693)	6,757	29,405	5,192	575	199,366	45,675

Usaha Asuransi Umum & Reasuransi  
Non Life Insurance & Reinsurance Business

TABEL: 2.10.11/TABLE: 2.10.11  
REKAPITULASI PREMI, KLAIM DAN KOMISI TAHUN 2014  
RECAPITULATION OF PREMIUMS, CLAIMS AND COMMISSIONS YEAR 2014  
Lini Usaha : Energi Lepas Pantai  
Line of Business : Energy Off Shore

NO NO	URAIAN DESCRIPTION	REASURANSI DAN KOMISI / REINSURANCE AND COMMISSION										Jumlah TOTAL (3+4+5+6-7-8-9)
		INWARD					OUTWARD					
(1)	(2)	(3)	(4)	(5)	(6)	(7)	(8)	(9)	(10)	(11)	(12)	
		POS LANGSUNG DIRECT BUSINESS	DALAM NEGERI DOMESTIC	ASEAN ASEAN	LAINNYA OTHER	DALAM NEGERI DOMESTIC	ASEAN ASEAN	LAINNYA OTHER	Jumlah TOTAL (3+4+5+6-7-8-9)			
1	Premi Dicatat / Premium Written	1,151,928	543,103	2,172	93	584,577	211,261	790,298	111,161			
2	Komisi / Commission	51,936	41,975	651	25	76,913	38,245	111,015	(131,586)			
3	CAPYBMP / Unearned Premium Reserve :											
a.	Tahun Lalu / Previous Year	415,222	195,766	783	34	210,716	76,151	284,870	40,069			
b.	Tahun Berjalan / Current Year	414,715	195,527	782	33	210,458	76,058	284,522	40,020			
4	Premi Diterima / Premium Earned (1-2+3a-3b)	1,100,500	501,367	1,522	68	507,921	173,109	679,631	242,796			
5	Klaim Dibayar / Claims Paid	1,098,911	425,765	5,169	(78)	242,106	141,620	1,110,489	35,553			
6	Beban Penyesuaian Kerugian / Loss Adj. Expenses	-	-	-	-	-	-	-	-			
7	Klaim Outstanding / Outstanding Claim :											
a.	Tahun Lalu / Previous Year	2,187,449	847,511	10,289	(154)	481,926	281,903	2,210,496	70,770			
b.	Tahun Berjalan / Current Year	3,141,285	1,217,068	14,776	(222)	692,070	404,827	3,174,381	101,629			
8	Klaim yang Terjadi / Claims Incurred (5+6-7a+7b)	2,052,747	795,321	9,656	(145)	452,249	264,544	2,074,374	66,412			
9	Surplus Underwriting / Surplus Underwriting (4-8)	(952,247)	(293,954)	(8,134)	213	55,671	(91,434)	(1,394,743)	176,384			

Usaha Asuransi Umum & Reasuransi  
Non Life Insurance & Reinsurance Business

TABEL: 2.10-12/TABLE: 2.10-12  
REKAPITULASI PREMI, KLAIM DAN KOMISI TAHUN 2014  
RECAPITULATION OF PREMIUMS, CLAIMS AND COMMISSIONS YEAR 2014  
Lini Usaha : ReKayasa  
Line of Business : Engineering

NO NO	URAIAN DESCRIPTION	POS LANGSUNG DIRECT BUSINESS	REASURANSI DAN KOMISI / REINSURANCE AND COMMISSION				LAINNYA OTHER	ASEAN ASEAN	DALAM NEGERI DOMESTIC	LAINNYA OTHER	ASEAN ASEAN	LAINNYA OTHER	JUMLAH TOTAL (3+4+5+6-7-8-9)
			(3)	(4)	(5)	(6)							
1	Premi Dicatat / Premium Written	1,475,613	292,813	21,974	8,578	430,432	499,274	267,831	601,440				
2	Komisi / Commission	141,874	68,253	6,303	1,841	65,110	60,558	30,854	61,749				
3	CAPYBMP / Unearned Premium Reserve:												
a.	Tahun Lalu / Previous Year	541,146	107,382	8,058	3,146	157,851	183,097	98,221	220,564				
b.	Tahun Berjalan / Current Year	803,152	159,373	11,960	4,669	234,277	271,747	145,776	327,354				
4	Premi Diterima / Premium Earned (1-2+3a-3b)	1,071,733	172,569	11,769	5,214	288,896	350,067	189,422	432,901				
5	Klaim Dibayar / Claims Paid	609,076	132,884	11,730	5,471	277,678	146,417	94,642	240,424				
6	Beban Penyesuaian Kerugian / Loss Adj. Expenses	-	-	-	-	-	-	-	-				
7	Klaim Outstanding / Outstanding Claim:												
a.	Tahun Lalu / Previous Year	827,352	180,507	15,933	7,432	377,190	198,889	128,559	326,586				
b.	Tahun Berjalan / Current Year	1,068,673	233,157	20,581	9,599	487,209	256,900	166,057	421,844				
8	Klaim yang Terjadi / Claims Incurred (5+6-7a+7b)	850,396	185,534	16,377	7,639	387,696	204,428	132,140	335,682				
9	Surplus Underwriting / Surplus Underwriting (4-8)	221,337	(12,965)	(4,608)	(2,424)	(98,800)	145,639	57,282	97,219				

Usaha Asuransi Umum & Reasuransi  
Non Life Insurance & Reinsurance Business

TABEL: 2.10.13/TABLE: 2.10.13  
REKAPITULASI PREMI, KLAIM DAN KOMISI TAHUN 2014  
RECAPITULATION OF PREMIUMS, CLAIMS AND COMMISSIONS YEAR 2014  
Lini Usaha : Tanggung Gugat  
Line of Business : Liability

NO NO	URAIAN DESCRIPTION	REASURANSI DAN KOMISI / REINSURANCE AND COMMISSION									Jumlah TOTAL (3+4+5+6+7+8+9)
		(1)	(2)	(3)	(4)	(5)	(6)	(7)	(8)	(9)	
		POS LANGSUNG DIRECT BUSINESS	DALAM NEGERI DOMESTIC	ASEAN ASEAN	LAINNYA OTHER	DALAM NEGERI DOMESTIC	ASEAN ASEAN	LAINNYA OTHER	ASEAN ASEAN	LAINNYA OTHER	Dalam Jutaan Rupiah In Million Rupiah
1	Premi Dicatat / Premium Written	970,863	78,651	1,577	60,658	102,030	321,891	289,556			398,271
2	Komisi / Commission	68,159	26,226	332	10,444	20,519	14,812	50,370			19,461
3	CAPYBMP / Unearned Premium Reserve :										
a.	Tahun Lalu / Previous Year	316,528	25,642	514	19,776	33,265	104,945	94,403			129,847
b.	Tahun Berjalan / Current Year	317,837	25,748	516	19,858	33,402	105,379	94,794			130,384
4	Premi Diterima / Premium Earned (1-2+3a-3b)	901,395	52,318	1,243	50,132	81,374	306,645	238,796			378,273
5	Klaim Dibayar / Claims Paid	132,017	24,885	28	73,374	52,966	26,833	101,497			49,008
6	Beban Penyesuaian Kerugian / Loss Adj. Expenses	-	-	-	-	-	-	-			-
7	Klaim Outstanding / Outstanding Claim :										
a.	Tahun Lalu / Previous Year	189,947	35,804	41	105,571	76,208	38,607	146,034			70,514
b.	Tahun Berjalan / Current Year	181,210	34,158	39	100,715	72,703	36,832	139,317			67,270
8	Klaim yang Terjadi / Claims Incurred (5+6-7a+7b)	123,280	23,238	27	68,518	49,461	25,057	94,780			45,765
9	Surplus Underwriting / Surplus Underwriting (4-8)	778,115	29,080	1,216	(18,386)	31,913	281,588	144,016			332,508

Usaha Asuransi Umum & Reasuransi  
Non Life Insurance & Reinsurance Business

TABEL: 2.10.14/TABLE: 2.10.14  
REKAPITULASI PREMI, KLAIM DAN KOMISI TAHUN 2014  
RECAPITULATION OF PREMIUMS, CLAIMS AND COMMISSIONS YEAR 2014  
Lini Usaha : Kecelakaan Diri & Kesehatan dan Asuransi Jiwa  
Line of Business : Personal Accident & Health and Life Insurance

NO NO	URAIAN DESCRIPTION	POS LANGSUNG DIREKT BUSINESS (3)	REASURANSI DAN KOMISI / REINSURANCE AND COMMISSION				Jumlah TOTAL (3+4+5+6+7+8+9)		
			DALAM NEGERI DOMESTIC (4)	LAINNYA OTHER (5)	DALAM NEGERI DOMESTIC (7)	ASEAN ASEAN (8)		LAINNYA OTHER (9)	
1	Premi Dicatat / Premium Written	4,648,693	234,689	311	11,128	326,522	30,121	229,319	4,308,859
2	Komisi / Commission	542,039	75,643	36	430	71,135	3,697	82,919	460,396
3	CAPYBMP / Unearned Premium Reserve :								
a.	Tahun Lalu / Previous Year	1,419,740	71,675	95	3,398	99,722	9,199	70,035	1,315,953
b.	Tahun Berjalan / Current Year	1,478,172	74,625	99	3,538	103,826	9,578	72,918	1,370,113
4	Premi Diterima / Premium Eamed (1-2+3a-3b)	4,048,222	156,096	271	10,558	251,283	26,045	143,517	3,794,302
5	Klaim Dibayar / Claims Paid	2,975,427	114,396	7	692	232,699	14,099	37,530	2,806,194
6	Beban Penyesuaian Kerugian / Loss Adj. Expenses	-	-	-	-	-	-	-	-
7	Klaim Outstanding / Outstanding Claim :								
a.	Tahun Lalu / Previous Year	309,316	11,892	1	72	24,191	1,466	3,901	291,723
b.	Tahun Berjalan / Current Year	385,891	14,836	1	90	30,179	1,829	4,867	363,943
8	Klaim yang Terjadi / Claims Incurred (5+6-7a+7b)	3,052,002	117,340	8	710	238,688	14,462	38,496	2,878,414
9	Surplus Underwriting / Surplus Underwriting (4-8)	996,220	38,756	263	9,848	12,594	11,583	105,022	915,888

Dalam Jutaan Rupiah  
In Million Rupiah

Usaha Asuransi Umum & Reasuransi  
Non Life Insurance & Reinsurance Business

TABEL: 2.10.15/TABLE: 2.10.15  
REKAPITULASI PREMI, KLAIM DAN KOMISI TAHUN 2014  
RECAPITULATION OF PREMIUMS, CLAIMS AND COMMISSIONS YEAR 2014

Lini Usaha : Kredit

Line of Business : Credit

NO NO	URAIAN DESCRIPTION	POS LANGSUNG DIRECT BUSINESS	REASURANSI DAN KOMISI / REINSURANCE AND COMMISSION				Jumlah TOTAL (3+4+5+6+7+8+9)		
			DALAM NEGERI DOMESTIC	LAINNYA OTHER	ASEAN ASEAN	OUTWARD			
(1)	(2)	(3)	(4)	(5)	(6)	(7)	(8)	(9)	(10)
1	Premi Dicatat / Premium Written	3,348,309	313,585	966	-	460,555	4,391	3	3,197,911
2	Komisi / Commission	586,577	68,649	312	-	81,498	0	1	574,039
3	CAPYBMP / Unearned Premium Reserve :								
a.	Tahun Lalu / Previous Year	1,243,508	116,460	359	-	171,043	1,631	1	1,187,652
b.	Tahun Berjalan / Current Year	1,826,531	171,063	527	-	251,237	2,395	2	1,744,488
4	Premi Diterima / Premium Earned (1-2+3a-3b)	2,178,709	190,332	486	-	298,863	3,626	1	2,067,037
5	Klaim Dibayar / Claims Paid	1,244,112	46,611	24	-	109,116	25,207	-	1,156,424
6	Beban Penyesuaian Kerugian / Loss Adj. Expenses	-	-	-	-	-	-	-	-
7	Klaim Outstanding / Outstanding Claim :								
a.	Tahun Lalu / Previous Year	607,242	22,750	12	-	53,258	12,303	-	564,442
b.	Tahun Berjalan / Current Year	818,619	30,670	16	-	71,797	16,586	-	760,921
8	Klaim yang Terjadi / Claims Incurred (5+6-7a+7b)	1,455,489	54,530	28	-	127,655	29,489	-	1,352,904
9	Surplus Underwriting / Surplus Underwriting (4-8)	723,220	135,802	458	-	171,209	(25,863)	1	714,133

Dalam Jutaan Rupiah  
In Million Rupiah

Usaha Asuransi Umum & Reasuransi  
Non Life Insurance & Reinsurance Business

TABEL: 2.10.16/TABLE: 2.10.16  
REKAPITULASI PREMI, KLAIM DAN KOMISI TAHUN 2014  
RECAPITULATION OF PREMIUMS, CLAIMS AND COMMISSIONS YEAR 2014  
Lini Usaha : Penjaminan  
Line of Business : Suretyship

Dalam Jutaan Rupiah  
In Million Rupiah

NO NO	URAIAN DESCRIPTION	POS LANGSUNG DIRECT BUSINESS	REASURANSI DAN KOMISI / REINSURANCE AND COMMISSION				Jumlah TOTAL (3+4+5+6+7+8+9)		
			DALAM NEGERI DOMESTIC	LAINNYA OTHER	ASEAN ASEAN	OUTWARD			
(1)	(2)	(3)	(4)	(5)	(6)	(7)	(8)	(9)	(10)
1	Premi Dicatat / Premium Written	1,022,737	55,628	27,319	-	247,987	53,445	24,976	779,277
2	Komisi / Commission	113,366	31,881	-	-	77,128	5,288	1,124	61,707
3	CAPYBMP / Unearned Premium Reserve :								
a.	Tahun Lalu / Previous Year	319,676	17,388	8,539	-	77,513	16,705	7,807	243,578
b.	Tahun Berjalan / Current Year	232,363	12,639	6,207	-	56,342	12,142	5,674	177,050
4	Premi Diterima / Premium Earned (1-2+3a-3b)	996,683	28,496	29,651	-	192,030	52,719	25,984	784,098
5	Klaim Dibayar / Claims Paid	190,212	11,965	-	-	74,014	5,859	8,860	113,444
6	Beban Penyesuaian Kerugian / Loss Adj. Expenses	-	-	-	-	-	-	-	-
7	Klaim Outstanding / Outstanding Claim :								
a.	Tahun Lalu / Previous Year	160,648	10,105	-	-	62,510	4,948	7,483	95,812
b.	Tahun Berjalan / Current Year	155,510	9,782	-	-	60,511	4,790	7,244	92,747
8	Klaim yang Terjadi / Claims Incurred (5+6-7a+7b)	185,073	11,642	-	-	72,014	5,701	8,621	110,379
9	Surplus Underwriting / Surplus Underwriting (4-8)	811,610	16,855	29,651	-	120,016	47,018	17,363	673,719

Usaha Asuransi Umum & Reasuransi  
Non Life Insurance & Reinsurance Business

TABEL: 2.10.17/TABLE: 2.10.17  
REKAPITULASI PREMI, KLAIM DAN KOMISI TAHUN 2014  
RECAPITULATION OF PREMIUMS, CLAIMS AND COMMISSIONS YEAR 2014

Lini Usaha : Aneka

Line of Business : Others

NO NO	URAIAN DESCRIPTION	POS LANGSUNG DIRECT BUSINESS	REASURANSI DAN KOMISI / REINSURANCE AND COMMISSION					Jumlah TOTAL (3+4+5+6+7+8+9)	
			DALAM NEGERI DOMESTIC	ASEAN ASEAN	LAINNYA OTHER	DALAM NEGERI DOMESTIC	ASEAN ASEAN		LAINNYA OTHER
(1)	(2)	(3)	(4)	(5)	(6)	(7)	(8)	(9)	(10)
1	Premi Dicatat / Premium Written	2,173,152	2,134,909	12,535	6,478	459,827	778,457	306,836	2,781,955
2	Komisi / Commission	331,976	471,434	6,590	241	89,615	130,861	98,381	491,386
3	CAPYBMP / Unearned Premium Reserve :								
a.	Tahun Lalu / Previous Year	867,696	852,426	5,005	2,587	183,600	310,822	122,513	1,110,778
b.	Tahun Berjalan / Current Year	994,483	976,982	5,736	2,965	210,427	356,239	140,415	1,273,084
4	Premi Diterima / Premium Earned (1-2+3a-3b)	1,714,388	1,538,919	5,214	5,859	343,385	602,179	190,554	2,128,263
5	Klaim Dibayar / Claims Paid	696,009	1,111,600	3,074	1,498	150,922	194,718	238,982	1,227,558
6	Beban Penyesuaian Kerugian / Loss Adj. Expenses	-	-	-	-	-	-	-	-
7	Klaim Outstanding / Outstanding Claim :								
a.	Tahun Lalu / Previous Year	234,593	374,670	1,036	505	50,869	65,631	80,550	413,754
b.	Tahun Berjalan / Current Year	223,791	357,417	988	482	48,527	62,609	76,841	394,702
8	Klaim yang Terjadi / Claims Incurred (5+6-7a+7b)	685,207	1,094,347	3,026	1,474	148,580	191,696	235,273	1,208,505
9	Surplus Underwriting / Surplus Underwriting (4-8)	1,029,182	444,572	2,188	4,385	194,806	410,483	(44,719)	919,757

Dalam Jutaan Rupiah  
In Million Rupiah



Usaha Asuransi Umum & Reasuransi  
Non Life Insurance & Reinsurance Business

TABLE: 2.11. (TABLE: 2.11.)  
PREMIUMS OF NON LIFE INSURANCE AND REINSURANCE BUSINESS IN 2014  
Lini Usaha : Harta Benda  
Line of Business : Property

NO NO	NAMA PERUSAHAAN NAME OF COMPANY	POS LANGSUNG DIRECT BUSINESS	REASURANSI DAN KOMISI / REINSURANCE AND COMMISSION					OUTWARD					CADANGAN PREMI PREMIUM RESERVE					PENDAPATAN PREMI INCOME PREMIUM
			(1)	(2)	(3)	(4)	(5)	(6)	(7)	(8)	(9)	(10)	(11)	(12)	(13)	(14)	(15)	
PERUSAHAAN ASURANSI UMUM NASIONAL NATIONAL NON LIFE INSURANCE COMPANIES																		
1	PT Asuransi Adira Dinastika	176.328	24.920	5.109	205	70.707	928	52.776	62.722	30.413	29.383	33.880	58.225					
2	PT Asuransi Aitarindo	15.089	886	56	-	1	-	13.105	4.390	3.261	2.884	2.476	4.858					
3	PT Artha Graha General Insurance	67.954	183	1.480	-	39	-	36.832	10.753	861	1.125	16.195	16.505					
4	PT Asuransi Asoka Mas	128.878	22.833	-	-	6.192	-	57.896	64.073	1.680	24.833	40.920	40.920					
5	PT Asuransi Asira Buana	3.339	762	-	-	-	-	727	2.047	197	976	1.175	1.847					
6	PT Avist General Insurance (d/h PT Asuransi Starlite Inter	28.764	3.749	114	-	5.711	-	19.315	6.240	6.180	4.419	3.210	4.448					
7	PT Asuransi Banjau Askida	86.816	11.570	4.111	-	1.089	-	45.706	40.422	9.040	20.524	16.100	44.846					
8	PT Fairfax Insurance Indonesia (d/h Batavia Mitratama Ins	69.894	3.046	439	-	6.943	-	49.585	7.993	4.610	(5.152)	-	2.130					
9	PT Berkant Insurance	13.759	897	2.694	-	-	-	2.988	10.790	-	2.616	4.382	9.023					
10	PT Asuransi Bhakti Bhayangkara	13.239	37.650	5.111	-	116	-	12.530	8.385	4.862	15.345	8.124	9.582					
11	PT Asuransi Bina Dana ARIA Tbk	64.770	-	3.715	45	6.779	-	22.488	39.264	131.608	132.053	38.819	38.819					
12	PT Asuransi Bina Graha Upakara	122.376	21.282	3.381	-	7.235	-	28.367	33.893	19.939	25.160	26.672	26.672					
13	PT Asuransi Bina Graha Perkop	24.966	3.848	457	-	10.406	-	2.258	13.427	4.297	9.579	8.145	8.145					
14	PT Asuransi Bina Graha Perkop	-	24.139	-	-	344.546	181	-	(337.738)	17.972	26.646	(346.411)	45.261					
15	PT Asuransi Bina Graha Perkop	137.910	21.081	1.172	22	17.414	-	50.735	45.647	24.401	16.642	17.089	45.261					
16	PT Asuransi Buana Independent	39.380	6.629	61.479	-	11.476	-	16.24	66.964	18.653	19.836	65.980	65.980					
17	PT Asuransi Umum Bumiputera Muda 1967	935.333	115.949	7.139	4.343	2.278	-	439.961	180.137	72.006	115.836	117.946	297.711					
18	PT Asuransi Central Asia	57.984	7.815	70	-	11	-	18.421	3.811	370	4.981	32.605	26.514					
19	PT Asuransi Umum BCA (d/h PT Central Sejahtera Insurai	-	-	-	-	-	-	-	-	-	-	-	151					
20	PT Citra International Underwriters	375.481	24.415	1.652	-	416	-	91.120	218.196	7.976	33.789	33.612	75.187					
21	PT Asuransi Dyan Mitra Tbk	20.914	2.534	-	-	11.843	-	887	8.404	3.686	4.746	7.344	7.344					
22	PT Asuransi Eka Lloyd Jaya	-	-	-	-	-	-	-	-	-	-	-	-					
23	PT Asuransi Ekspor Indonesia (Persero)	65.331	10.802	1.583	-	332	-	11.707	35.336	5.027	5.027	14.134	26.229					
24	PT Asuransi Harta Aman Pratama Tbk	61.371	9.710	49	(348)	45	-	6.291	23.075	5.172	12.946	10.435	29.634					
25	PT Asuransi Himalaya Pelindung	357.639	32.997	561	-	41.150	-	43.913	41.782	8.631	17.206	33.207	33.207					
26	PT Asuransi FPG Indonesia (d/h Asuransi Indrapura)	3.041	382	-	-	1.665	-	1.83	1.187	1.989	719	2.457	2.457					
27	PT Asuransi Intra Asia	38.141	5.301	-	-	32.044	-	7.880	7.856	1.747	4.168	5.435	5.435					
28	PT MNC Asuransi Indonesia (d/h Asuransi Jaminindo Gener	585.818	61.206	659.285	-	156.198	-	59.188	309.454	81.712	189.788	291.376	291.376					
29	PT Asuransi Jasa Indonesia (Persero)	92.484	9.711	8.172	-	32.642	-	10.029	23.626	18.071	23.024	18.672	18.672					
30	PT Asuransi Jasa Rahajaya Putera	111.217	19.552	13.738	-	3.434	-	21.707	83.126	18.878	27.057	74.947	74.947					
31	PT Asuransi Jasa Tania Tbk	-	-	-	-	-	-	-	-	-	-	-	-					
32	PT Asuransi Kredit Indonesia (Persero)	299.124	49.245	643	105	106.707	-	92.446	92.326	26.755	79.911	39.170	39.170					
33	PT Lippo General Insurance Tbk	3.449	514	1.702	-	2.945	-	854	2.545	459	2.573	432	432					
34	PT Malacca Trust Wuwungan Insurance (d/h PT Asuransi	121.514	14.060	2.744	47	67.166	-	35.574	31.717	8.187	16.796	21.108	21.108					
35	PT Asuransi Umum Mega	22.211	1.488	618	-	17.785	-	305	4.715	(35.401)	(101.280)	70.594	70.594					
36	PT Asuransi Mega Pratama	86.900	7.738	1.049	-	41.323	-	20.095	26.531	5.667	12.406	21.806	21.806					
37	PT Asuransi Mitra Mapania	57.728	4.787	1.137	-	28.823	-	8.149	25.420	9.498	13.609	21.306	21.306					
38	PT Asuransi Multi Artha Guna	20.766	7.38	10	-	18.994	-	3.782	2.121	3.643	2.663	2.663	2.663					
39	Pan Pacific Insurance (d/h PT Asuransi Jaya Inti)	-	-	-	-	-	-	-	-	-	-	-	-					
40	PT Panin Insurance	43.494	5.967	737	-	30.451	-	4.300	12.113	17.372	11.049	18.436	18.436					
41	PT Asuransi Parolamas	148.491	6.823	4.426	-	3.624	-	890	26.686	6.410	14.187	20.909	20.909					
42	PT Asuransi Purna Atanigraha	33.642	3.623	(0)	-	3.022	-	28.527	6.707	2.370	3.329	4.749	4.749					
43	PT Asuransi Raksa Pratikara	-	-	-	-	-	-	-	-	-	-	-	-					
44	PT Asuransi Rama Satria Wibawa	207.024	28.250	654	-	111.360	-	175	61.141	19.755	34.718	46.178	46.178					
45	PT Asuransi Ramayana Tbk	-	-	-	-	-	-	-	-	-	-	-	-					



Usaha Asuransi Umum & Reasuransi  
Non Life Insurance & Reinsurance Business

TABEL 2.11.2/TABEL 2.11.2  
PREMI USAHA ASURANSI UMUM DAN REASURANSI TAHUN 2014  
PREMIUMS OF NON LIFE INSURANCE AND REINSURANCE BUSINESS IN 2014  
Lini Usaha : Kendaraan Bermotor  
Line of Business : Motor Vehicle

NO NO	NAMA PERUSAHAAN NAME OF COMPANY	POS LANGSUNG DIRECT BUSINESS	REASURANSI DAN KOMISI / REINSURANCE AND COMMISSION										PENDAPATAN PREMI INCOME PREMIUM			
			(1)	(2)	(3)	(4)	(5)	(6)	(7)	(8)	(9)	(10)	(11)	(12)	(13)	(14)
			INWARD					OUTWARD					CADANGAN PREMI PREMIUM RESERVE			
			DALAM NEGERI DOMESTIC	KOMISI COMMISSION	DALAM NEGERI DOMESTIC	ASEAN ASEAN	LAINNYA OTHER	KOMISI COMMISSION	DALAM NEGERI DOMESTIC	ASEAN ASEAN	LAINNYA OTHER	KOMISI COMMISSION	PREMI NETO NET PREMIUM	TAHUN LALU PREVIOUS YEAR	TAHUN CURRENT YEAR	PREMI INCOME PREMIUM
1	PT Asuransi Adira Dinamika	1,245,097	90,714	48	16	39,221	25,702	-	13,276	1,102,769	590,316	565,128	1,127,957			
2	PT Asuransi Aetardo	26,955	5,695	-	606	1,030	-	-	12	19,635	4,903	8,497	16,041			
3	PT Athradraha General Insurance	10,615	1,267	110	36	-	271	490	-	8,681	3,791	5,546	6,906			
4	PT Asuransi Asoka Mas	75,264	17,406	-	-	5,528	-	-	1,410	53,742	56,926	30,512	80,156			
5	PT Asuransi Astra Buana	228,943	50,207	-	-	10,495	483	-	3,596	171,375	148,458	97,896	219,937			
6	PT Avist General Insurance (d/h PT Asuransi Silar	33,531	8,189	114	-	1,242	889	-	74	23,389	6,254	11,299	18,344			
7	PT Asuransi Bangun Askrida	27,475	5,790	1,518	-	527	-	-	13	21,775	9,674	8,710	22,739			
8	PT Fairfax Insurance Indonesia (d/h Batavia Mitrat	18,524	1,908	15	-	142	1,017	164	-	15,297	(289)	-	15,007			
9	PT Berkadi Insurance	7,807	1,066	-	-	674	-	-	-	7,133	1,565	446	8,276			
10	PT Asuransi Bhakti Bhayangkara	4,465	1,066	75	-	1,519	-	-	450	2,384	(25)	-	2,926			
11	PT Asuransi Bima Dana ARIA Tbk.	972,168	175,253	21	-	8,082	142,760	-	2,320	648,434	337,550	428,513	557,451			
12	PT Asuransi Bina Raya Tbk.	10,947	-	-	-	415	-	-	-	10,534	4,585	5,050	10,069			
13	PT Asuransi Bintang Tbk.	37,941	8,471	13	-	910	-	-	180	28,754	45,022	36,508	37,267			
14	PT Asuransi Bosowa Periskop	33,913	8,287	3,175	-	(4,360)	-	-	281	33,443	14,474	15,172	32,744			
15	PT Asuransi Brinjin Sejahtera Aitamakmur	51,119	10,573	(0)	-	4,441	-	-	508	36,613	15,249	(3,022)	54,884			
16	PT Asuransi Buana Independent	94,597	22,964	84	0	4,964	(1)	-	701	67,450	32,152	35,888	63,715			
17	PT Asuransi Umum Bumi Putra Muda 1967	80,428	20,379	1,116	-	2,320	3,200	-	159	58,322	37,966	39,367	56,940			
18	PT Asuransi Central Asia	946,009	147,177	10	1,017	4,553	605	-	1,138	795,481	314,727	404,654	705,554			
19	PT Asuransi Umum BCA (d/h PT Central Sejahtera	300,536	39,315	4	-	3,587	111	-	-	237,547	94,047	132,179	219,415			
20	PT Citra International Underwriters	788	204	-	-	176	-	-	-	408	-	435	(27)			
21	PT Asuransi Davin Mitra Tbk.	40,177	7,771	430	-	1,108	134	-	322	31,826	26,906	21,446	37,286			
22	PT Asuransi Eka Lloyd Jaya	11,151	1,966	-	-	302	125	-	1	8,768	5,049	3,921	9,886			
23	PT Asuransi Ekspor Indonesia (Persero)	-	-	-	-	-	-	-	-	-	-	-	-			
24	PT Asuransi Harta Aman Pratama Tbk.	205,832	51,242	-	-	1,387	1,135	-	64	152,132	48,027	60,853	139,306			
25	PT Asuransi Himalaya Pelindung	58,539	12,212	-	-	316	4,049	-	108	42,070	14,095	21,395	34,770			
26	PT Asuransi FPG Indonesia (d/h Asuransi Indrapuri	115,181	24,325	-	-	6,589	-	-	339	84,606	54,781	57,927	81,860			
27	PT Asuransi Imita Asia	26,491	5,718	-	-	2,596	-	-	-	18,177	5,160	11,759	11,578			
28	PT MNC Asuransi Indonesia (d/h Asuransi Jamind	91,026	18,516	-	-	388	46	-	57	72,134	38,802	26,661	84,275			
29	PT Asuransi Jasa Indonesia (Persero)	735,773	187,646	388	-	52	-	-	548,536	187,633	202,682	533,487	533,487			
30	PT Asuransi Jasa Raharja Putra	153,035	35,789	481	-	122	28,073	-	11,211	100,743	39,553	45,773	94,523			
31	PT Asuransi Jasa Tania Tbk.	24,483	5,470	355	-	94	1,067	-	1	18,208	18,354	16,823	19,740			
32	PT Asuransi Kredit Indonesia (Persero)	-	-	-	-	-	-	-	-	-	-	-	-			
33	PT Lippo General Insurance Tbk.	109,436	23,382	5	-	3,218	(25)	-	1,005	83,872	40,797	51,925	72,744			
34	PT Malacca Trust Wuvungan Insurance (d/h PT A	36,112	7,206	-	-	2,224	-	-	288	26,969	23,651	16,520	34,100			
35	PT Asuransi Umum Mega	88,217	1,934	-	-	1,031	1,214	-	459	77,197	24,527	37,596	64,128			
36	PT Asuransi Mega Pratama	6,001	1,339	467	-	803	-	-	46	4,782	(88,974)	(106,041)	21,848			
37	PT Asuransi Mitra Meparya	127,337	1,334	42	-	1,134	1,783	-	-	124,462	46,880	47,461	123,882			
38	PT Asuransi Multi Artha Guna	273,225	-	14	-	22,346	2,170	-	-	244,942	126,044	138,867	232,119			
39	PT Pan Pacific Insurance (d/h PT Asuransi Jaya In	618,352	-	-	-	35,933	-	-	-	582,420	210,899	415,502	377,816			
40	PT Panin Insurance	-	-	-	-	-	-	-	-	-	-	-	-			
41	PT Asuransi Parolamas	15,916	4,069	-	-	407	-	-	4	11,444	8,760	6,481	13,723			
42	PT Asuransi Purna Avianugraha	31,097	13,150	5,260	-	1,769	1,449	-	292	19,633	5,557	18,331	6,589			
43	PT Asuransi Raksa Pratikara	525,850	106,708	-	-	493	12,329	-	120	406,439	167,488	231,630	342,298			
44	PT Asuransi Rama Satria Wibawa	-	-	-	-	-	-	-	-	-	-	-	-			
45	PT Asuransi Ramayana Tbk.	425,264	94,701	14	-	7,529	-	-	208	323,255	230,663	265,971	287,947			
46	PT Asuransi Rawa	81,630	17,170	2	-	700	-	-	-	63,821	17,331	27,086	54,007			
47	PT Asuransi Recapital	18,885	4,425	-	-	551	93	-	6	13,821	8,484	6,121	16,185			
48	PT Asuransi Reliance Indonesia	39,881	9,291	-	-	143	140	-	-	30,307	12,314	17,518	25,103			

NO NO	NAMA PERUSAHAAN NAME OF COMPANY	POS D/RECT BUSINESS	REASURANSI DAN KOMISI / REINSURANCE AND COMMISSION															
			INWARD						OUTWARD						CADANGAN PREMI PREMIUM RESERVE			
(1)	(2)	(3)	(4)	(5)	(6)	(7)	(8)	(9)	(10)	(11)	(12)	(13)	(14)	(15)	(16)			
			KOMISI COMMISSION	DALAM NEGERI DOMESTIC	ASEAN ASEAN	LAINNYA OTHER	KOMISI COMMISSION	DALAM NEGERI DOMESTIC	ASEAN ASEAN	LAINNYA OTHER	KOMISI COMMISSION	PREMI NETO NET PREMIUM	TAHUN LALU PREVIOUS YEAR	TAHUN BERLALAN CURRENT YEAR	PENDAPATAN PREMI INCOME PREMIUM			
49	PT Sarana Lindung Upaya		-	-	-	-	-	-	-	-	-	-	-	-	-			
50	PT Asuransi Sinar Mas	1.291.960	325.856	3.928	741	-	1.448	227	3.135	-	-	965.984	383.987	504.461	845.530			
51	PT Maskapai Asuransi Sorowels	2.620	549	-	-	-	-	111	-	-	-	1.962	772	1.075	1.659			
52	PT Asuransi Summit Oto	276.197	40.860	-	-	-	-	5.787	-	-	-	229.688	(82.131)	115.953	31.573			
53	PT Slaco Mandiri (dih PT Slaco Jasa Pratama)	7.110	1.597	109	-	-	35	651	12	-	-	5.072	2.756	2.028	5.799			
54	PT Asuransi Tri Pakarta		-	-	-	-	-	-	-	-	-	-	-	-	-			
55	PT Asuransi Tugu Kresna Pratama	2.472	594	40	-	-	4	988	718	-	-	749	364	352	761			
56	PT Tugu Pratama Indonesia	10.979	569	-	-	-	-	-	-	-	-	10.410	3.181	4.407	9.184			
57	PT Victoria Insurance (dih PT Asuransi Umum Cer	5.600	-	32	-	-	-	534	-	-	-	5.097	2.128	3.489	3.736			
58	PT Asuransi Vidi (dih PT Asuransi Fadent Mahko	109	27	78	-	-	25	138	-	-	40	36	152	61	127			
59	PT Asuransi Wahana Tata	688.562	112.896	340	-	-	54	55.041	18.897	-	18.420	490.435	381.946	387.064	465.317			
60	PT Asuransi Mitra Peindung Musikita	69.799	15.279	21	-	-	4	455	733	-	5	53.354	20.682	45.631	28.506			
61	PT Asuransi Umum Panin**		-	-	-	-	-	-	-	-	-	-	-	-	-			
62	PT Asuransi Cakrawala Proteksi Indonesia	12.426	2.798	-	-	-	-	58	426	-	20	9.164	-	3.326	5.638			
63	PT Asuransi Simas Net		-	-	-	-	-	-	-	-	-	-	-	-	-			
64	PT Asuransi ASEI Indonesia	98	12	30	-	-	-	73	-	-	18	61	201	201	61			
65	PT Ace Jaya Proteksi (dih PT Asuransi Jaya Prote	387.708	17.182	-	-	-	-	84	331	153	111	350.070	530.552	511.109	369.513			
66	PT Asuransi Karyamas Sentralindo *)		-	-	-	-	-	-	-	-	-	-	-	-	-			
67	PT Asuransi Puri Ashi **)		-	-	-	-	-	-	-	-	-	-	-	-	-			
68	PT Asuransi Wanamekar Handayani **)		-	-	-	-	-	-	-	-	-	-	-	-	-			
69	PT Asej Reasuransi Indonesia	1	0	0	-	-	0	1	-	-	0	0	0	0	0			
<b>JUMLAH / SUB TOTAL</b>			<b>10.771.652</b>	<b>19.215</b>	<b>1.758</b>	<b>73</b>	<b>28.154</b>	<b>260.326</b>	<b>220.739</b>	<b>1.464</b>	<b>58.085</b>	<b>8.575.694</b>	<b>4.212.744</b>	<b>5.045.065</b>	<b>7.743.374</b>			
<b>PERUSAHAAN ASURANSI UMUM PATUNGAN</b>																		
<i>JOINT VENTURE NON LIFE INSURANCE COMPANIES</i>																		
1	PT ACE Jaya Proteksi (dih PT Asuransi Jaya Prot		-	-	-	-	-	-	-	-	-	-	-	-	-			
2	PT Asuransi Allianz Utama Indonesia	231.748	46.834	-	-	-	-	722	455	-	206	183.942	56.615	107.391	133.166			
3	PT Asuransi Axa Indonesia	68.288	15.996	243	-	-	83	115	-	-	-	51.573	14.910	13.255	53.228			
4	PT Bess Central Insurance (dih PT Asuransi AIOI	42.832	8.308	(7)	-	-	(2)	2.933	2.971	765	1.690	29.645	15.437	15.862	29.220			
5	PT AIG Insurance Indonesia (dih PT Chartis Insur	98.016	20.939	-	-	-	-	(1)	-	10.303	-	66.874	29.860	47.957	49.177			
6	PT China Taiping Insurance Indonesia	10.670	1.312	-	-	-	-	384	127	269	32	8.611	5.822	8.487	5.966			
7	PT Meritz Korindo Insurance (dih PT Asuransi Han	7.041	293	209	-	-	33	3.700	185	2.560	1.119	1.599	266	984	881			
8	PT KSK Insurance Indonesia (dih PT Kurma Insur	57.652	13.438	-	-	-	-	3.776	(64)	(53)	1.390	41.946	4.625	19.323	27.248			
9	PT LIG Insurance Indonesia	25.009	(6.587)	-	-	-	-	375	522	-	-	30.699	15.381	11.619	34.461			
10	PT MAA General Assurance		-	-	-	-	-	-	-	-	-	-	-	(125)	125			
11	PT Asuransi Mandiri Axa General Insurance (dih P	385.113	92.142	-	-	-	26	934	-	-	82	292.363	257.837	391.607	158.582			
12	PT Asuransi MSIG Indonesia	199.390	27.380	43	-	-	-	149	-	4.198	840	165.694	182.341	197.918	153.116			
13	PT Asuransi Sampo Japan Nipponkoa Indonesia (	176.548	38.384	3	-	-	-	1036	-	1.036	68	137.050	59.974	124.860	72.164			
14	PT Asuransi OBE Pool Indonesia	33.397	7.413	-	-	-	-	228	-	166	-	25.590	11.861	15.002	22.448			
15	PT Asuransi Samsung Tugu	7.801	-	-	-	-	-	-	-	-	7.801	-	-	3.985	7.632			
16	PT Asuransi Tokio Marine Indonesia	304.927	65.845	-	-	-	-	316	24	-	117	238.860	115.495	135.931	218.424			
17	PT Zurich Insurance Indonesia	122.952	40.692	-	-	-	-	6.525	-	5.888	197	70.044	63.412	41.915	91.541			
18	PT Asuransi CHUBB Indonesia		-	-	-	-	-	-	-	-	-	-	-	-	-			
19	PT Sampo Japan Insurance Indonesia	176.548	38.384	3	-	-	-	149	-	1.036	68	137.050	59.974	124.860	72.164			
<b>JUMLAH / SUB TOTAL</b>			<b>1.947.931</b>	<b>411.273</b>	<b>494</b>	<b>260</b>	<b>139</b>	<b>20.364</b>	<b>4.220</b>	<b>26.167</b>	<b>5.009</b>	<b>1.492.331</b>	<b>897.625</b>	<b>1.260.411</b>	<b>1.129.545</b>			
<b>PERUSAHAAN REASURANSI</b>																		
<i>REINSURANCE COMPANIES</i>																		
1	PT Reasuransi Internasional Indonesia		-	-	42	178	18.454	-	955	-	-	-	42.008	21.082	14.066	49.023		
2	PT Maskapai Reasuransi Indonesia		-	61.196	-	-	-	-	-	-	-	-	-	2.190	6.697			
3	PT Reasuransi Nasional Indonesia		-	83.514	7.864	-	30.868	-	-	-	-	60.290	18.669	30.087	48.872			
4	PT Tugu Reasuransi Indonesia		-	23.468	1.108	44	6.770	-	-	-	-	17.850	10.007	8.040	19.817			
5	PT Reasuransi Maipark Indonesia		-	-	-	-	-	-	-	-	-	-	-	-	-			
<b>JUMLAH / SUB TOTAL</b>			<b>-</b>	<b>172.694</b>	<b>10.813</b>	<b>223</b>	<b>57.341</b>	<b>-</b>	<b>955</b>	<b>-</b>	<b>-</b>	<b>125.434</b>	<b>51.948</b>	<b>52.972</b>	<b>124.410</b>			
<b>JUMLAH SELURUHHYA / GRAND TOTAL</b>			<b>12.719.583</b>	<b>2.185.677</b>	<b>12.671</b>	<b>555</b>	<b>88.634</b>	<b>270.690</b>	<b>225.914</b>	<b>27.631</b>	<b>63.894</b>	<b>10.193.459</b>	<b>5.162.318</b>	<b>6.358.447</b>	<b>8.997.329</b>			

Keterangan / Notes :

- \*) Tidak Menyampaikan Laporan / Have Not Submitted Annual Report
- \*\*\*) Pencabutan Izin Usaha / Licenses Have Been Removed
- \*\*\*\*) Pemberian Izin Usaha Baru / New Licenses

Usaha Asuransi Umum & Reasuransi  
Non Life Insurance & Reinsurance Business

TABEL - 2.11.3/TABEL 2.11.3  
PREMI USAHA ASURANSI UMUM DAN REASURANSI TAHUN 2014  
PREMIUMS OF NON LIFE INSURANCE AND REINSURANCE BUSINESS IN 2014  
Lini Usaha : Pengangkutan  
Line of Business : Marine Cargo

NO NO	NAMA PERUSAHAAN NAME OF COMPANY	POS LANGSUNG DIRECT BUSINESS	REASURANSI DAN KOMISI / REINSURANCE AND COMMISSION					REASURANSI DAN KOMISI / REINSURANCE AND COMMISSION					CADANGAN PREMI PREMIUM RESERVE			PENDAPATAN PREMI INCOME PREMIUM		
			(1)	(2)	(3)	(4)	(5)	(6)	(7)	(8)	(9)	(10)	(11)	(12)	(13)		(14)	(15)
PERUSAHAAN ASURANSI UMUM NASIONAL NATIONAL NON LIFE INSURANCE COMPANIES																		
1	PT Asuransi Adira Dinamika	22.207	2.858	232	57	5.133	6.284	2.730	21.426	2.364	1.588	22.201	2.364	1.588	22.201			
2	PT Asuransi Atrando	8.523	4.193	-	-	4.193	-	-	-	-	-	-	-	-	-	-	-	-
3	PT Athladratia General Insurance	9.194	827	35	12	4.980	-	-	-	-	-	-	-	-	-	-	-	-
4	PT Asuransi Asoka Mas	5.817	1.033	-	-	1.289	1.009	-	-	-	-	-	-	-	-	-	-	-
5	PT Asuransi Astra Buana	369	(4)	-	-	343	-	-	-	-	-	-	-	-	-	-	-	-
6	PT Avist General Insurance (d/h PT Asuransi Star	3.992	676	-	-	2.581	642	-	-	-	-	-	-	-	-	-	-	-
7	PT Asuransi Bangun Askrida	1.255	290	284	94	651	94	-	-	-	-	-	-	-	-	-	-	-
8	PT Fairfax Insurance Indonesia (d/h Batavia Mirat	482	636	636	113	88	631	102	-	-	-	-	-	-	-	-	-	-
9	PT Berkadi Insurance	9.984	679	552	88	808	-	-	-	-	-	-	-	-	-	-	-	-
10	PT Asuransi Bhakti Bhayangkara	3.264	687	-	-	1.929	624	-	-	-	-	-	-	-	-	-	-	-
11	PT Asuransi Bina Dana Airia Tbk.	5.800	687	-	-	1.552	-	-	-	-	-	-	-	-	-	-	-	-
12	PT Asuransi Bhagirava Upakara	2.689	-	79	-	2.200	-	-	-	-	-	-	-	-	-	-	-	-
13	PT Asuransi Bintang Tbk.	17.812	3.281	3	1	2.200	-	-	-	-	-	-	-	-	-	-	-	-
14	PT Asuransi Bosowa Periskop	11.678	2.413	4	-	4.160	-	-	-	-	-	-	-	-	-	-	-	-
15	PT Asuransi Brinjin Sejahtera Aritamakmur	52.091	593	0	-	15.385	-	-	-	-	-	-	-	-	-	-	-	-
16	PT Asuransi Buana Independen	30.735	8.208	90	8	3.634	3.824	415	15.861	9.241	198	36.428	15.753	198	36.428			
17	PT Asuransi Umum Bumiputera Muda 1967	17.735	4.093	2.309	437	5.039	-	-	-	-	-	-	-	-	-	-	-	-
18	PT Asuransi Central Asia	109.016	13.367	585	170	39.201	22.547	17.013	19.107	6.672	6.575	19.204	6.672	6.575	19.204			
19	PT Asuransi Umum BCA (d/h PT Central Sejahtera)	2.087	253	1	0	479	47	-	-	-	-	-	-	-	-	-	-	-
20	PT Citra International Underwriters	36.297	2.140	51	-	1.522	10.099	1.205	21.613	68	278	21.403	68	278	21.403			
21	PT Asuransi Davin Mitra Tbk.	20.353	2.592	-	-	1.811	12.213	2.244	3.738	262	333	3.667	262	333	3.667			
22	PT Asuransi Eka Lloyd Jaya	14.984	4.307	-	-	2.754	2.254	-	5.733	531	1.393	4.871	531	1.393	4.871			
23	PT Asuransi Ekspor Indonesia (Persero)	25.807	3.876	36	13	2.579	3.687	1.020	15.808	17	254	15.571	17	254	15.571			
24	PT Asuransi Harta Aman Pratama Tbk.	74.979	17.900	-	-	14.588	44.040	6.419	7.608	2.586	1.129	6.141	2.586	1.129	6.141			
25	PT Asuransi Himalaya Pelindung	14.839	4.935	-	-	2.913	-	-	286	6.991	385	9.598	2.982	385	9.598			
26	PT Asuransi FPG Indonesia (d/h Asuransi Indrapuri	5.380	842	-	-	4.313	20	-	263	44	(0)	307	263	44	307			
27	PT Asuransi Intia Asia	73.244	10.761	1.710	-	964	-	-	6.109	443	2.320	49.972	443	2.320	49.972			
28	PT MNC Asuransi Indonesia (d/h Asuransi Jamind	12.820	3.016	1.422	481	4.686	-	-	2.430	17.627	4.510	16.922	4.510	16.922	16.922			
29	PT Asuransi Jasa Indonesia (Persero)	22.920	6.742	615	-	2.432	-	-	229	14.267	1.160	14.141	1.160	14.141	14.141			
30	PT Asuransi Jasa Raharja Putera	26.672	5.637	-	-	4.266	5.823	2.421	11.951	1.441	1.431	11.962	1.441	1.431	11.962			
31	PT Asuransi Jasa Tania Tbk.	3.388	791	-	-	2.485	-	-	380	34	173	250	34	173	250			
32	PT Asuransi Kredit Indonesia (Persero)	9.520	1.762	1	-	4.105	47	-	4.066	516	464	4.118	516	464	4.118			
33	PT Lippo General Insurance Tbk.	16.597	3.884	570	220	5.181	82	-	7.771	(1.981)	(2.068)	7.676	(1.981)	(2.068)	7.676			
34	PT Malacca Trust Wuvungan Insurance (d/h PT A	12.338	93	-	-	3.420	3.988	-	5.023	2.395	2.706	4.711	2.395	2.706	4.711			
35	PT Asuransi Mega Pratama	11.113	1.926	583	138	2.922	613	43	1.009	(16.154)	866	(16.252)	768	866	(16.252)			
36	PT Asuransi Mitra Meparaya	8.851	-	-	-	6.304	-	-	2.546	565	572	2.539	565	572	2.539			
37	PT Asuransi Multi Artha Guna	19.343	5.183	-	-	8.488	-	-	1.715	5.686	342	7.248	1.894	342	7.248			
38	PT Asuransi Puna Arvanugraha	8.573	2.650	666	583	2.050	1.253	-	1.819	1.272	509	2.582	1.272	509	2.582			
39	PT Asuransi Raksa Pratikara	23.689	1.752	(0)	-	1.989	18.559	5.947	1.469	480	1.948	-	480	1.948	-			
40	PT Asuransi Rama Satira Wibawa	67.728	15.429	44	7	16.376	8.617	5.125	27.557	1.848	1.112	28.293	1.848	1.112	28.293			
41	PT Asuransi Parolamas	2.395	427	187	-	474	-	-	1.681	104	218	1.566	104	218	1.566			
42	PT Asuransi Purna Arvanugraha	4.430	1.796	-	-	1.290	18	-	100	1.333	-	1.333	-	100	1.333			
43	PT Asuransi Raksa Pratikara	20.032	5.678	4	(1)	746	8.192	4.086	5.420	672	289	5.802	672	289	5.802			
44	PT Asuransi Rama Satira Wibawa																	
45	PT Asuransi Ramayana Tbk.																	
46	PT Asuransi Ramayana Tbk.																	
47	PT Asuransi Recapital																	
48	PT Asuransi Reliance Indonesia																	

NO NO	NAMA PERUSAHAAN NAME OF COMPANY	POS DIREKT BUSINESS	REASURANSI DAN KOMISI / REINSURANCE AND COMMISSION										CADANGAN PREMI PREMIUM RESERVE		PENDAPATAN PREMI INCOME PREMIUM	
			(1)	(2)	(3)	(4)	(5)	(6)	(7)	(8)	(9)	(10)	(11)	(12)		(13)
			INWARD					OUTWARD								
			KOMISI COMMISSION	DALAM NEGERI DOMESTIC	ASEAN ASEAN	LAINNYA OTHER	KOMISI COMMISSION	DALAM NEGERI DOMESTIC	ASEAN ASEAN	LAINNYA OTHER	KOMISI COMMISSION	PREMI NETO NET PREMIUM	TAHUN LALU PREVIOUS YEAR	TAHUN CURRENT YEAR		
49	PT Sarana Lindung Upaya	-	-	-	-	-	-	-	-	-	-	-	-	-	-	-
50	PT Asuransi Sinar Mas	203,449	14,012	579	22	-	166	2,930	159,013	4,166	1,966	22,501	930	2,433	20,998	
51	PT Maskapai Asuransi Sorowels	8,760	2,935	-	-	-	-	1,202	-	-	244	4,624	339	4,958	5	
52	PT Asuransi Summit Oto	-	-	-	-	-	-	-	-	-	107	-	-	-	107	
53	PT Slaco Mandiri (dih PT Slaco Jasa Pratama)	8,041	1,154	2,774	-	-	570	4,706	282	-	1,275	4,787	686	1,042	4,432	
54	PT Asuransi Tri Pakarta	-	-	-	-	-	-	-	-	-	-	-	-	-	-	
55	PT Asuransi Tugu Kresna Pratama	20,813	3,034	668	-	-	95	12,318	2,038	2,154	1,965	2,484	191	131	2,644	
56	PT Tugu Pratama Indonesia	277,296	7,154	1,007	28	1,532	770	71,075	51,764	16,743	41,725	133,126	-	52,151	80,975	
57	PT Victoria Insurance (dih PT Asuransi Umum Cer	1,874	-	9	-	-	-	865	-	-	-	1,017	282	1,591	(282)	
58	PT Asuransi Vidi (dih PT Asuransi Fadent Mahko	4,872	1,656	26	-	-	9	1,084	-	-	311	2,173	271	2,445	-	
59	PT Asuransi Wahana Tata	111,461	14,510	190	(28)	-	41	20,383	16,166	1,672	4,784	77,256	1,303	1,192	77,367	
60	PT Asuransi Mitra Peindung Musikta	15,660	37	56	-	-	-	4,652	4,437	-	1,998	6,591	628	86	7,133	
61	PT Asuransi Umum Panin**	-	-	-	-	-	-	-	-	-	-	-	-	-	-	
62	PT Asuransi Cakrawala Proteksi Indonesia	1,447	255	-	-	-	-	219	869	-	358	124	-	9	115	
63	PT Asuransi Simas Net	-	-	-	-	-	-	-	-	-	-	-	-	-	-	
64	PT Asuransi ASEI Indonesia	51	6	16	-	-	5	38	-	-	10	41	105	105	41	
65	PT Ace Java Proteksi (dih PT Asuransi Jaya Prote	41,011	7,492	4,793	-	-	1,055	1,082	4,069	4,502	2,135	28,770	1,587	2,600	27,767	
66	PT Asuransi Karyamaas Sentralindo *)	-	-	-	-	-	-	-	-	-	-	-	-	-	-	
67	PT Asuransi Puri Ashi**	-	-	-	-	-	-	-	-	-	-	-	-	-	-	
68	PT Asuransi Wananekar Handayani**)	-	-	-	-	-	-	-	-	-	-	-	-	-	-	
69	PT Asej Reasuransi Indonesia	11,684	2,123	2,755	-	-	181	8,915	-	-	1,583	3,401	1,971	1,062	4,310	
<b>JUMLAH / SUB TOTAL</b>			<b>1,557,435</b>	<b>197,449</b>	<b>23,663</b>	<b>199</b>	<b>3,181</b>	<b>6,096</b>	<b>331,259</b>	<b>392,591</b>	<b>66,522</b>	<b>145,096</b>	<b>625,586</b>	<b>53,063</b>	<b>103,054</b>	<b>576,595</b>
<b>PERUSAHAAN ASURANSI UMUM PATUNGAN</b>																
<b>JOINT VENTURE NON LIFE INSURANCE COMPANIES</b>																
1	PT ACE Jaya Proteksi (dih PT Asuransi Jaya Prot	53,426	7,137	257	-	-	4	5	18,322	24,647	4,820	19,687	3,638	1,857	21,468	
2	PT Asuransi Allianz Utama Indonesia	125,620	36,422	2,615	252	-	405	2,002	7,577	35,867	5,009	46,535	34,395	34,019	46,911	
3	PT Bess Central Insurance (dih PT Asuransi AIOI	8,133	1,465	-	-	-	-	3,250	1,535	-	1,248	3,575	146	347	3,374	
4	PT AIG Insurance Indonesia (dih PT Chartis Insur	81,569	8,342	5	352	-	-	4,388	(7,75)	73,374	16,021	(4,114)	915	162	(3,381)	
5	PT China Taiping Insurance Indonesia	20,807	4,448	-	-	-	-	2,189	2,535	5,376	1,742	6,311	1,016	1,175	6,152	
6	PT Meritz Korindo Insurance (dih PT Asuransi Han	6,749	-	131	-	-	42	3,053	844	442	1,329	3,628	155	456	3,327	
7	PT KSK Insurance Indonesia (dih PT Kurma Insur	8,102	1,779	27	-	-	307	1,590	1,330	-	857	4,513	(1,531)	678	2,304	
8	PT LIG Insurance Indonesia	3,260	(367)	27	-	-	4	1,872	315	-	583	1,467	1,168	2,229	-	
9	PT MAA General Assurance	-	-	-	-	-	-	-	-	-	-	-	-	-	-	
10	PT Asuransi Mandiri Axa General Insurance (dih P	5,860	340	-	-	-	-	1,205	-	-	301	4,371	16	442	3,945	
11	PT Asuransi MSIG Indonesia	266,595	6,473	2,665	-	-	583	9,451	18,938	28,772	7,617	206,465	16,489	19,890	203,074	
12	PT Asuransi Sampo Japan Nipponkoa Indonesia (	90,782	3,159	2,927	-	-	569	3,015	17,919	2,484	6,459	66,800	5,708	7,625	64,882	
13	PT Asuransi OBE Pool Indonesia	286,473	45,525	-	-	-	-	1,864	2,270	34,298	696	202,515	49,200	98,882	152,834	
14	PT Asuransi Samsung Tugu	73,505	-	4,595	52	-	-	1,873	15,263	9,134	-	51,883	2,184	4,423	49,644	
15	PT Asuransi Tokio Marine Indonesia	179,113	23,843	5,946	3,297	495	1,688	1,110	25,930	6,542	1,926	131,542	13,410	13,815	131,137	
16	PT Zurich Insurance Indonesia	35,489	7,607	436	-	-	38	7,563	-	15,315	937	5,638	16,139	1,548	20,228	
17	PT Sampo Japan Insurance Indonesia	90,782	3,159	2,927	-	-	569	3,015	17,919	2,484	6,459	66,800	5,708	7,625	64,882	
18	PT Sampo Japan Insurance Indonesia	90,782	3,159	2,927	-	-	569	3,015	17,919	2,484	6,459	66,800	5,708	7,625	64,882	
<b>JUMLAH / SUB TOTAL</b>			<b>1,336,267</b>	<b>149,332</b>	<b>21,758</b>	<b>3,600</b>	<b>16,755</b>	<b>46,153</b>	<b>130,882</b>	<b>240,066</b>	<b>56,502</b>	<b>817,617</b>	<b>148,765</b>	<b>193,351</b>	<b>773,032</b>	
<b>PERUSAHAAN REASURANSI</b>																
<b>REINSURANCE COMPANIES</b>																
1	PT Reasuransi Internasional Indonesia	-	-	53,132	47	502	15,188	68	9,520	-	26	25,640	2,510	1,162	26,989	
2	PT Maskapai Reasuransi Indonesia	-	-	11,672	2,412	-	3,560	973	-	-	-	11,882	33	157	11,757	
3	PT Reasuransi Nasional Indonesia	-	-	67,725	9,491	-	20,576	37	2,559	-	-	43,732	12,966	14,371	42,327	
4	PT Tugu Reasuransi Indonesia	-	-	78,332	4,871	326	23,458	6,001	4,705	-	99	66,053	16,606	22,953	59,706	
5	PT Reasuransi Malpatk Indonesia	-	-	-	-	-	-	-	-	-	-	-	-	-	-	
<b>JUMLAH / SUB TOTAL</b>			<b>2,893,702</b>	<b>346,781</b>	<b>256,283</b>	<b>20,620</b>	<b>20,764</b>	<b>72,779</b>	<b>383,519</b>	<b>541,230</b>	<b>306,588</b>	<b>1,591,511</b>	<b>233,944</b>	<b>335,048</b>	<b>1,490,406</b>	

Keterangan / Notes :

\*) Tidak Menyampaikan Laporan / Have Not Submitted Annual Report

\*\*) Pencabutan Izin Usaha / Licenses Have Been Removed

\*\*\*) Pemberian Izin Usaha Baru / New Licenses

Usaha Asuransi Umum & Reasuransi  
Non Life Insurance & Reinsurance Business

TABEL- 2.11.4/TABEL 2.11.4  
PREMI USAHA ASURANSI UMUM DAN REASURANSI TAHUN 2014  
PREMIUMS OF NON LIFE INSURANCE AND REINSURANCE BUSINESS IN 2014  
Lini Usaha : Rangka Kapal  
Line of Business : Marine Hull

NO NO	NAMA PERUSAHAAN NAME OF COMPANY	POS LANGSUNG DIRECT BUSINESS	REASURANSI DAN KOMISI / REINSURANCE AND COMMISSION										CADANGAN PREMI PREMIUM RESERVE			PENDAPATAN PREMI INCOME PREMIUM
			(1)	(2)	(3)	(4)	(5)	(6)	(7)	(8)	(9)	(10)	(11)	(12)	(13)	
			KOMISI COMMISSION	DALAM NEGERI DOMESTIC	ASEAN ASEAN	LAINNYA OTHER	KOMISI COMMISSION	DALAM NEGERI DOMESTIC	ASEAN ASEAN	LAINNYA OTHER	KOMISI COMMISSION	PREMI NETO NET PREMIUM	TAHUN LALU PREVIOUS YEAR	TAHUN CURRENT YEAR		
<b>PERUSAHAAN ASURANSI UMUM NASIONAL</b>																
<b>NATIONAL NON LIFE INSURANCE COMPANIES</b>																
1	PT Asuransi Adira Dinamika		6.789	17		10.664	2	37.102			12.281	15.816	5.880	9.852	11.844	
2	PT Asuransi Aetardo			(0)								(0)				
3	PT Athadgra General Insurance	7.143	337	568		1.304	84	7.331		2.931	2.398	(1.879)	6.793	1.479	3.435	
4	PT Asuransi Asoka Mas	66.862	10.672			45.365		18.550			10.251	2.526	599	1.788	1.337	
5	PT Asuransi Astra Buana		39					274			89	117	8	30	95	
6	PT Avist General Insurance (d/h PT Asuransi Star	7.587		1.461				7.368	12		1.668	503	644	1.527	(56)	
7	PT Asuransi Bangun Askrida		743				412				1.097	(68)	(267)		296	
8	PT Fairfax Insurance Indonesia (d/h Batavia Mirat	21.011				15.908		2.228		2.564	253	584		77	301	
9	PT Bendikadi Insurance	639					239	206			54	695		(258)	952	
10	PT Asuransi Bhakti Bhayangkara	631		347			36									
11	PT Asuransi Bima Dana Atria Tbk.															
12	PT Asuransi Bhagirava Upakara			131				8.523				588	178	499	268	
13	PT Asuransi Bimang Tbk.	8.981						9.286				831	(1.786)	136	303	
14	PT Asuransi Bosowa Periskop	12.243	1.547	10			1	1.684	6.947		668	6.278	2.068	5.811	4.533	
15	PT Asuransi Brinjin Sejahtera Aitamakmur	26.032	2.377	0				5.095			3.237	(1.534)	85	(5.982)	4.533	
16	PT Asuransi Buana Independent	107		31			4	79	2		18	61	9	23	47	
17	PT Asuransi Umum Bumpulera Muda 1967	3.000	316	3.278			448	2.167			235	3.584	1.252	1.007	3.829	
18	PT Asuransi Central Asia	127.597	13.805	289	399		13	75.358	30.444	12.255	23.911	20.523	10.280	5.380	25.403	
19	PT Asuransi Umum BCA (d/h PT Central Sejahtera	4		0								4			4	
20	PT Citra International Underwriters															
21	PT Asuransi Davin Mitra Tbk.	51.353	2.038	4				8.959	14.912	26.251	3.878	3.076	(0)	755	2.321	
22	PT Asuransi Eka Lloyd Jaya															
23	PT Asuransi Ekspor Indonesia (Persero)															
24	PT Asuransi Harta Aman Pratama Tbk.															
25	PT Asuransi Himalaya Pelindung	10.348	871					7.300	412		1.698	3.463	33	296	3.200	
26	PT Asuransi FCG Indonesia (d/h Asuransi Indrapuri	78.162	5.107					1.885	53.962	22.732	10.599	5.095	988	1.812	4.270	
27	PT Asuransi Inta Asia	1										1		0	1	
28	PT MNC Asuransi Indonesia (d/h Asuransi Jamind															
29	PT Asuransi Jasa Indonesia (Persero)	260.610	19.605	16.683		7.066	1.761	84.240		118.693	18.778	78.838	54.622	31.492	101.968	
30	PT Asuransi Jasa Raharja Putera	34.581	7.632	1.184			779	24.159			6.875	10.069	3.454	4.522	9.041	
31	PT Asuransi Jasa Tania Tbk.	3.004	411	569			85	318			4	2.764	866	864	2.766	
32	PT Asuransi Kredit Indonesia (Persero)															
33	PT Lippo General Insurance Tbk.	39	4					38	0		6	4	1	1	4	
34	PT Malacca Trust Wuwungan Insurance (d/h PT Asuransi Wuwung	580	(8)													
35	PT Asuransi Umum Mega	8.824	720	465			112	2.734	49		115	99	6	13	92	
36	PT Asuransi Mitra Maparaya	10.433						622	7.341		733	6.408	(7)	(14)	6.414	
37	PT Asuransi Mitra Maparaya	2.690	380					2.203	160	1	682	627	86	164	548	
38	PT Pan Pacific Insurance (d/h PT Asuransi Jaya In	501		391				518				375		212	163	
39	PT Pan Pacific Insurance															
40	PT Parolamas	1.251	73					1.712			22	(512)	(258)	165	(935)	
41	PT Asuransi Purna Avianugraha	24.505	(4.294)					17.026		2.210	646	10.209	3.986	4.585	9.580	
42	PT Asuransi Raksa Pratikara															
43	PT Asuransi Rama Satria Wibawa															
44	PT Asuransi Rama Satria Wibawa															
45	PT Asuransi Ramayana Tbk.	34.893	4.644	3				12.729	7.720		1.410	11.213	1.364	7.715	4.862	
46	PT Asuransi Rava	7						6			2	2		18	(16)	
47	PT Asuransi Recaptial	898	5					43	409		9	450	244	(1.959)	2.053	
48	PT Asuransi Reliance Indonesia	870	63					859	182		144	(80)	12	250	(328)	

NO NO	NAMA PERUSAHAAN NAME OF COMPANY	POS LANGSUNG DIRECT BUSINESS	REASURANSI DAN KOMISI / REINSURANCE AND COMMISSION										CADANGAN PREMI PREMIUM RESERVE		PENDAPATAN PREMI INCOME PREMIUM		
			(1)	(2)	(3)	(4)	(5)	(6)	(7)	(8)	(9)	(10)	(11)	(12)		(13)	(14)
			INWARD					OUTWARD									
			KOMISI COMMISSION	DALAM NEGERI DOMESTIC	ASEAN ASEAN	LAINNYA OTHER	KOMISI COMMISSION	DALAM NEGERI DOMESTIC	ASEAN ASEAN	LAINNYA OTHER	KOMISI COMMISSION	PREMI NETO NET PREMIUM	TAHUN LALU PREVIOUS YEAR	TAHUN CURRENT YEAR			
49	PT Sarana Lindung Upaya	-	-	-	-	-	-	-	-	-	-	-	-	-	-	-	-
50	PT Asuransi Sinar Mas	48,496	10,207	1,276	2	-	384	2,112	6,887	28,992	11,060	7,741	5,682	13,119	-	-	-
51	PT Maskapai Asuransi Sorwelis	-	-	-	-	-	-	-	-	-	-	-	-	-	-	-	-
52	PT Asuransi Sumit Oto	-	-	-	-	-	-	-	-	-	-	-	-	-	-	-	-
53	PT Slaco Mandiri (d/h PT Slaco Jasa Pratama)	3,150	219	15,849	-	-	578	17,875	-	-	891	96	356	630	-	-	-
54	PT Asuransi Tri Pakarta	-	-	-	-	-	-	-	-	-	-	-	-	-	-	-	-
55	PT Asuransi Tugu Kresna Pratama	7,985	680	510	-	-	161	2,180	5,832	-	922	68	140	492	-	-	-
56	PT Tugu Pratama Indonesia	181,781	15,459	1,428	-	429	271	30,901	106,657	7,819	38,825	59,366	6,547	14,304	51,589	-	-
57	PT Victoria Insurance (d/h PT Asuransi Umum Cer	811	-	811	-	-	-	-	(541)	-	-	2,163	-	(106)	2,289	-	-
58	PT Asuransi Vidi (d/h PT Asuransi Fadent Mahko	-	-	-	-	-	-	-	-	-	-	-	-	-	-	-	-
59	PT Asuransi Wahana Tata	62,505	6,576	23	-	-	5	17,673	30,964	440	7,567	14,436	1,303	20,764	-	-	-
60	PT Asuransi Mitra Peleindung Mustika	-	-	-	-	-	-	-	-	-	-	-	-	-	-	-	-
61	PT Asuransi Umum Panin**	-	-	-	-	-	-	-	-	-	-	-	-	-	-	-	-
62	PT Asuransi Cakrawala Proteksi Indonesia	3,855	336	-	-	-	864	2,488	-	-	797	965	-	256	709	-	-
63	PT Asuransi Simas Net	-	-	-	-	-	-	-	-	-	-	-	-	-	-	-	-
64	PT Asuransi ASE Indonesia	96	11	29	-	-	72	-	-	-	18	60	198	198	60	-	-
65	PT Ace Jaya Proteksi (d/h PT Asuransi Jaya Prote	(63)	(8)	-	-	-	(36)	4	(0)	-	(8)	(31)	67	37	-	-	-
66	PT Asuransi Karyamas Sentralindo *)	-	-	-	-	-	-	-	-	-	-	-	-	-	-	-	-
67	PT Asuransi Puri Ashi **)	-	-	-	-	-	-	-	-	-	-	-	-	-	-	-	-
68	PT Asuransi Wanamekar Handayani **)	-	-	-	-	-	-	-	-	-	-	-	-	-	-	-	-
69	PT Asej Reasuransi Indonesia	25,022	4,546	5,899	-	-	388	19,093	-	-	3,389	10,284	4,221	2,274	12,231	-	-
	<b>JUMLAH / SUB TOTAL</b>	<b>1,206,628</b>	<b>115,089</b>	<b>51,267</b>	<b>401</b>	<b>7,495</b>	<b>5,525</b>	<b>451,297</b>	<b>348,084</b>	<b>224,886</b>	<b>160,865</b>	<b>281,774</b>	<b>119,569</b>	<b>94,377</b>	<b>306,966</b>	-	-
<b>PERUSAHAAN ASURANSI UMUM PATUNGAN</b>																	
<b>JOINT VENTURE NON LIFE INSURANCE COMPANIES</b>																	
1	PT ACE Jaya Proteksi (d/h PT Asuransi Jaya Prot	-	-	-	-	-	-	-	-	-	-	-	-	-	-	-	-
2	PT Asuransi Allianz Utama Indonesia	-	-	-	-	-	-	-	-	-	-	-	-	-	-	-	-
3	PT Asuransi Axa Indonesia	16,764	184	-	-	-	96	2,297	5,959	-	323	8,562	282	576	8,258	-	-
4	PT Bess Central Insurance (d/h PT Asuransi AIOI	7,905	1,049	-	-	-	181	5,608	-	-	258	1,324	-	22	1,302	-	-
5	PT AIG Insurance Indonesia (d/h PT Chartis Insur	-	-	-	-	-	-	-	-	-	-	-	-	-	-	-	-
6	PT China Taiping Insurance Indonesia	-	-	-	-	-	-	-	-	-	-	-	-	-	-	-	-
7	PT Meritz Korindo Insurance (d/h PT Asuransi Han	3,268	46	-	-	-	1,569	826	672	(0)	907	1,163	51	75	1,129	-	-
8	PT KSK Insurance Indonesia (d/h PT Kurma Insur	-	-	-	-	-	-	-	(0)	-	0	1	-	-	1	-	-
9	PT LIG Insurance Indonesia	-	-	-	-	-	-	-	-	-	-	-	-	-	-	-	-
10	PT MAA General Assurance	-	-	-	-	-	-	-	-	-	-	-	-	-	(1)	-	-
11	PT Asuransi Mandiri Axa General Insurance (d/h P	15,484	1,198	-	-	-	4,042	6,929	-	-	2,194	5,509	791	3,685	2,636	-	-
12	PT Asuransi MSIG Indonesia	6,035	290	-	-	-	-	-	3,749	-	574	2,571	558	767	2,361	-	-
13	PT Asuransi Sampo Japan Nipponkoa Indonesia (	166	25	-	-	-	1	-	6	-	135	-	-	-	135	-	-
14	PT Asuransi OBE Pool Indonesia	-	-	-	-	-	-	-	-	-	-	-	-	-	-	-	-
15	PT Asuransi Samsung Tugu	-	-	2,286	-	-	-	-	1,755	421	110	(18)	48	44	-	-	-
16	PT Asuransi Tokio Marine Indonesia	2,229	-	-	-	-	-	-	2,114	-	139	255	113	122	246	-	-
17	PT Zurich Insurance Indonesia	-	-	-	-	-	-	-	-	-	-	-	-	-	-	-	-
18	PT Asuransi CHUBB Indonesia	-	-	-	-	-	-	-	-	-	-	-	-	-	-	-	-
19	PT Sampo Japan Insurance Indonesia	166	25	-	-	-	1	-	6	-	135	-	-	-	135	-	-
	<b>JUMLAH / SUB TOTAL</b>	<b>52,018</b>	<b>2,771</b>	<b>2,332</b>	<b>-</b>	<b>-</b>	<b>5,890</b>	<b>17,415</b>	<b>12,926</b>	<b>17,415</b>	<b>4,395</b>	<b>19,743</b>	<b>1,778</b>	<b>5,273</b>	<b>16,248</b>	-	-
<b>PERUSAHAAN REASURANSI</b>																	
<b>REINSURANCE COMPANIES</b>																	
1	PT Reasuransi Internasional Indonesia	-	-	118,603	229	233	25,243	3,184	17,480	531	1,133	73,759	25,104	28,995	69,867	-	-
2	PT Maskapai Reasuransi Indonesia	-	-	13,824	739	-	3,936	2,432	-	-	-	8,195	2,039	1,776	8,458	-	-
3	PT Reasuransi Nasional Indonesia	-	-	128,173	746	-	32,275	43	4,716	-	-	89,885	24,900	41,341	73,444	-	-
4	PT Tugu Reasuransi Indonesia	-	-	153,457	3,899	-	37,064	5,142	-	128	5,257	82,302	22,342	21,988	82,656	-	-
5	PT Reasuransi Malpartk Indonesia	-	-	-	-	-	-	-	-	-	-	-	-	-	-	-	-
	<b>JUMLAH / SUB TOTAL</b>	<b>-</b>	<b>-</b>	<b>412,057</b>	<b>5,613</b>	<b>233</b>	<b>98,539</b>	<b>8,370</b>	<b>62,583</b>	<b>660</b>	<b>6,390</b>	<b>254,141</b>	<b>74,385</b>	<b>94,101</b>	<b>234,425</b>	-	-
	<b>JUMLAH SELURUHNYA / GRAND TOTAL</b>	<b>1,258,646</b>	<b>117,860</b>	<b>465,656</b>	<b>6,014</b>	<b>7,728</b>	<b>104,064</b>	<b>465,557</b>	<b>428,082</b>	<b>238,472</b>	<b>171,650</b>	<b>555,658</b>	<b>195,732</b>	<b>193,751</b>	<b>657,939</b>	-	-

Keterangan / Notes :

\*) Tidak Menyampaikan Laporan / Have Not Submitted Annual Report

\*\*) Pencabutan Izin Usaha / Licenses Have Been Removed

\*\*\*) Pemberian Izin Usaha Baru / New Licenses



Usaha Asuransi Umum & Reasuransi  
Non Life Insurance & Reinsurance Business

TABEL- 2.11.5/TALE.2.11.5  
PREMI USAHA ASURANSI UMUM DAN REASURANSI TAHUN 2014  
PREMIUMS OF NON LIFE INSURANCE AND REINSURANCE BUSINESS IN 2014  
Lini Usaha : Rangka Pesawat  
Line of Business : Aviation

NO NO	NAMA PERUSAHAAN NAME OF COMPANY	POS LANGSUNG DIRECT BUSINESS	REASURANSI DAN KOMISI / REINSURANCE AND COMMISSION						CADANGAN PREMI PREMIUM RESERVE			PENDAPATAN PREMI INCOME PREMIUM					
			(1)	(2)	(3)	(4)	(5)	(6)	(7)	(8)	(9)		(10)	(11)	(12)	(13)	(14)
			KOMISI COMMISSION	DALAM NEGERI DOMESTIC	ASEAN ASEAN	LAINNYA OTHER	KOMISI COMMISSION	DALAM NEGERI DOMESTIC	ASEAN ASEAN	LAINNYA OTHER	KOMISI COMMISSION	PREMI NETO NET PREMIUM	TAHUN LALU PREVIOUS YEAR	TAHUN CURRENT YEAR	PREMI INCOME PREMIUM		
<b>PERUSAHAAN ASURANSI UMUM NASIONAL</b>																	
<b>NATIONAL NON LIFE INSURANCE COMPANIES</b>																	
1	PT Asuransi Adira Dinamika	-	-	-	-	-	-	-	-	-	-	-	-	-	-	-	-
2	PT Asuransi Arianindo	-	-	-	-	-	-	-	-	-	-	-	-	-	-	-	-
3	PT Athladratia General Insurance	399	-	-	-	-	-	-	-	-	-	4	-	-	-	-	-
4	PT Asuransi Asoka Mas	1,348	228	-	-	-	-	1,317	-	-	-	69	116	25	161	-	-
5	PT Asuransi Astra Buana	-	-	-	-	-	-	-	-	-	-	-	-	-	-	-	-
6	PT Avist General Insurance (dlh PT Asuransi Sinar)	-	-	-	-	-	-	-	-	-	-	-	-	-	-	-	-
7	PT Asuransi Bangun Askrida	-	138	-	-	-	39	-	-	-	-	99	6	40	66	-	-
8	PT Fairfax Insurance Indonesia (dlh Batavia Mirat)	-	-	-	-	-	-	-	-	-	-	-	-	-	-	-	-
9	PT Berkadi Insurance	31	-	-	-	-	-	8	-	-	-	22	57	6	74	-	-
10	PT Asuransi Bhakti Bhayangkara	(2)	31	-	-	-	-	-	-	-	-	(33)	-	56	(89)	-	-
11	PT Asuransi Bina Dana Avia Tbk.	-	-	-	-	-	-	-	-	-	-	-	-	-	-	-	-
12	PT Asuransi Bhagiyva Upakara	-	-	-	-	-	-	-	-	-	-	-	-	-	-	-	-
13	PT Asuransi Bintang Tbk.	-	-	-	-	-	-	-	-	-	-	-	-	-	-	-	-
14	PT Asuransi Bosowa Periskop	-	-	-	-	-	-	-	-	-	-	-	-	-	-	-	-
15	PT Asuransi Birangin Sejahtera Aritamakmur	12,669	-	-	-	-	-	12,656	-	-	-	76	-	(13)	89	-	-
16	PT Asuransi Buana Independent	-	-	-	-	-	-	-	-	-	-	-	-	-	-	-	-
17	PT Asuransi Umum Bumputera Muda 1967	-	113	-	-	-	32	-	-	-	-	82	-	-	82	-	-
18	PT Asuransi Central Asia	-	-	-	-	-	-	-	-	-	-	-	-	-	-	-	-
19	PT Asuransi Umum BCA (dlh PT Central Sejahtera)	-	-	-	-	-	-	-	-	-	-	-	-	-	-	-	-
20	PT Citra International Underwriters	221,277	7,655	-	-	-	-	37,476	4,327	178,653	17,123	10,289	4,841	4,541	10,589	-	-
21	PT Asuransi Davin Mitra Tbk.	-	-	-	-	-	-	-	-	-	-	-	-	-	-	-	-
22	PT Asuransi Eka Lloyd Jaya	-	-	-	-	-	-	-	-	-	-	-	-	-	-	-	-
23	PT Asuransi Ekspor Indonesia (Persero)	-	-	-	-	-	-	-	-	-	-	-	-	-	-	-	-
24	PT Asuransi Harta Aman Pratama Tbk.	-	-	-	-	-	-	-	-	-	-	-	-	-	-	-	-
25	PT Asuransi Himalaya Pelindung	-	-	-	-	-	-	-	-	-	-	-	-	-	-	-	-
26	PT Asuransi FPG Indonesia (dlh Asuransi Indrapuri)	-	-	-	-	-	-	-	-	-	-	-	-	-	-	-	-
27	PT Asuransi Imita Asia	-	-	-	-	-	-	-	-	-	-	-	-	-	-	-	-
28	PT MNC Asuransi Indonesia (dlh Asuransi Jamind)	35,918	-	-	-	-	384	-	-	35,637	3,264	3,161	362	1,425	2,099	-	-
29	PT Asuransi Jasa Indonesia (Persero)	417,591	4,495	162,597	-	764	170,203	389,308	33,238	38,657	1,106	5,417	1,106	5,417	34,346	-	-
30	PT Asuransi Jasa Raharja Putera	-	-	37	-	45	-	-	-	-	-	(8)	-	20	(29)	-	-
31	PT Asuransi Jasa Tania Tbk.	8	2	-	-	-	-	-	-	-	-	6	-	-	6	-	-
32	PT Asuransi Kredit Indonesia (Persero)	-	-	-	-	-	-	-	-	-	-	-	-	-	-	-	-
33	PT Lippo General Insurance Tbk.	5,315	366	-	-	-	-	3,005	2,300	-	569	214	116	162	168	-	-
34	PT Malacca Trust Wuvungan Insurance (dlh PT A	-	-	-	-	-	-	-	-	-	-	-	-	-	-	-	-
35	PT Asuransi Umum Mega	-	-	-	-	-	-	-	-	-	-	-	-	-	-	-	-
36	PT Asuransi Mega Pratama	1,861	0	51	-	16	1,909	-	-	-	58	44	(116)	(162)	90	-	-
37	PT Asuransi Mitra Mapatya	-	-	-	-	-	-	-	-	-	-	-	-	-	-	-	-
38	PT Asuransi Multi Artha Guna	-	-	-	-	-	-	-	-	-	-	-	-	-	-	-	-
39	PT Pan Pacific Insurance (dlh PT Asuransi Jaya In	-	-	-	-	-	-	-	-	-	-	-	-	-	-	-	-
40	PT Panin Insurance	-	-	-	-	-	-	-	-	-	-	-	-	-	-	-	-
41	PT Asuransi Parolamas	-	-	-	-	-	-	-	-	-	-	-	-	-	-	-	-
42	PT Asuransi Purna Avianugraha	18,656	969	-	-	-	10,266	-	-	7,297	1,055	1,179	760	409	1,531	-	-
43	PT Asuransi Raksa Pratikara	-	-	-	-	-	-	-	-	-	-	-	-	-	-	-	-
44	PT Asuransi Rama Satria Wibawa	-	-	-	-	-	-	-	-	-	-	-	-	-	-	-	-
45	PT Asuransi Ramayana Tbk.	16,302	1,030	0	-	-	8,117	5,563	-	-	923	2,495	567	686	2,376	-	-
46	PT Asuransi Rava	-	-	-	-	-	-	-	-	-	-	-	-	-	-	-	-
47	PT Asuransi Recapital	-	-	-	-	-	-	-	-	-	-	-	-	-	-	-	-
48	PT Asuransi Reliance Indonesia	-	-	-	-	-	-	-	-	-	-	-	-	-	-	-	-

NO NO	NAMA PERUSAHAAN NAME OF COMPANY	POS LANGSUNG DIRECT BUSINESS	REASURANSI DAN KOMISI / REINSURANCE AND COMMISSION										CADANGAN PREMI PREMIUM RESERVE		PENDAPATAN PREMI INCOME PREMIUM		
			(1)	(2)	(3)	(4)	(5)	(6)	(7)	(8)	(9)	(10)	(11)	(12)		(13)	(14)
			INWARD					OUTWARD									
			DALAM NEGERI DOMESTIC	ASEAN ASEAN	LAINNYA OTHER	KOMISI COMMISSION	DALAM NEGERI DOMESTIC	ASEAN ASEAN	LAINNYA OTHER	KOMISI COMMISSION	NET PREMIUM	TAHUN LALU PREVIOUS YEAR	TAHUN CURRENT YEAR				
49	PT Sarana Lindung Upaya	-	-	-	-	-	-	-	-	-	-	-	-	-	-	-	-
50	PT Asuransi Sinar Mas	-	-	-	-	-	-	-	-	-	-	-	-	-	-	-	-
51	PT Maskapai Asuransi Sorwelis	-	-	-	-	-	-	-	-	-	-	-	-	-	-	-	-
52	PT Asuransi Sumit Oto	-	-	-	-	-	-	-	-	-	-	-	-	-	-	-	-
53	PT Slaco Mandiri (d/h PT Slaco Jasa Pratama)	-	-	-	-	-	-	-	-	-	-	-	-	-	-	-	-
54	PT Asuransi Tri Pakarta	-	-	-	-	-	-	-	-	-	-	-	-	-	-	-	-
55	PT Asuransi Tugu Kresna Pratama	8.927	311	-	-	-	9.359	(639)	-	379	175	212	97	290	-	-	-
56	PT Tugu Pratama Indonesia	418.104	5.876	-	-	-	123.677	39.048	237.436	14.222	26.489	3.964	6.711	23.762	-	-	-
57	PT Victoria Insurance (d/h PT Asuransi Umum Cer	-	-	-	-	-	-	-	-	-	-	-	-	-	-	-	-
58	PT Asuransi Vidi (d/h PT Asuransi Fadent Mahkho	-	-	-	-	-	-	-	-	-	-	-	-	-	-	-	-
59	PT Asuransi Wahana Tata	17.132	196	1.045	-	6	11.932	6.026	-	1.352	1.369	77	72	1.374	-	-	-
60	PT Asuransi Mitra Peleindung Mustika	-	-	-	-	-	-	-	-	-	-	-	-	-	-	-	-
61	PT Asuransi Umum Panin**	-	-	-	-	-	-	-	-	-	-	-	-	-	-	-	-
62	PT Asuransi Cakrawala Proteksi Indonesia	-	-	-	-	-	-	-	-	-	-	-	-	-	-	-	-
63	PT Asuransi Simas Net	-	-	-	-	-	-	-	-	-	-	-	-	-	-	-	-
64	PT Asuransi ASEI Indonesia	-	-	-	-	-	-	-	-	-	-	-	-	-	-	-	-
65	PT Ace Java Proteksi (d/h PT Asuransi Jaya Prote	-	-	-	-	-	-	-	-	-	-	-	-	-	-	-	-
66	PT Asuransi Karyamas Sentralindo *)	-	-	-	-	-	-	-	-	-	-	-	-	-	-	-	-
67	PT Asuransi Puri Ashih **)	-	-	-	-	-	-	-	-	-	-	-	-	-	-	-	-
68	PT Asuransi Wanamekar Handayani **)	-	-	-	-	-	-	-	-	-	-	-	-	-	-	-	-
69	PT Aseel Reasuransi Indonesia	3.293	598	776	-	51	2.513	-	-	446.0	1.353	556	299	1.610	-	-	-
<b>JUMLAH / SUB TOTAL</b>			<b>1.178.830</b>	<b>21.559</b>	<b>164.758</b>	<b>0</b>	<b>953</b>	<b>392.821</b>	<b>57.139</b>	<b>858.332</b>	<b>85.743</b>	<b>12.645</b>	<b>19.346</b>	<b>79.042</b>	-	-	-
<b>PERUSAHAAN ASURANSI UMUM PATUNGAN</b>																	
<b>JOINT VENTURE NON LIFE INSURANCE COMPANIES</b>																	
1	PT ACE Jaya Proteksi (d/h PT Asuransi Jaya Prot	-	-	-	-	-	-	-	-	-	-	-	-	-	-	-	-
2	PT Asuransi Allianz Utama Indonesia	-	-	-	-	-	-	-	-	-	-	-	-	-	-	-	-
3	PT Asuransi Axa Indonesia	-	-	-	-	-	-	-	-	-	-	-	-	-	-	-	-
4	PT Bess Central Insurance (d/h PT Asuransi AIOI	-	-	-	-	-	-	-	-	-	-	-	-	-	-	-	-
5	PT AIG Insurance Indonesia (d/h PT Chartis Insur	-	-	-	-	-	-	-	-	-	-	-	-	-	-	-	-
6	PT China Taiping Insurance Indonesia	-	-	-	-	-	-	-	-	-	-	-	-	-	-	-	-
7	PT Meritz Korindo Insurance (d/h PT Asuransi Han	-	-	-	-	-	-	-	-	-	-	-	-	-	-	-	-
8	PT KSK Insurance Indonesia (d/h PT Kurma Insur	-	-	-	-	-	-	-	-	-	-	-	-	-	-	-	-
9	PT LIG Insurance Indonesia	-	-	-	-	-	-	-	-	-	-	-	-	-	-	-	-
10	PT MAA General Assurance	-	-	-	-	-	-	-	-	-	-	-	-	-	-	-	-
11	PT Asuransi Mandiri Axa General Insurance (d/h P	-	-	-	-	-	-	-	-	-	-	-	-	-	-	-	-
12	PT Asuransi MSIG Indonesia	-	-	-	-	-	-	-	-	-	-	-	-	-	-	-	-
13	PT Asuransi Sampo Japan Nipponkoa Indonesia (	-	-	-	-	-	-	-	-	-	-	-	-	-	-	-	-
14	PT Asuransi OBE Pool Indonesia	-	-	-	-	-	-	-	-	-	-	-	-	-	-	-	-
15	PT Asuransi Samsung Tugu	-	247	-	-	-	-	-	-	247	17	96	169	-	-	-	-
16	PT Asuransi Tokio Marine Indonesia	-	-	-	-	-	-	-	-	-	-	-	-	-	-	-	-
17	PT Zurich Insurance Indonesia	-	-	-	-	-	-	-	-	-	-	-	-	-	-	-	-
18	PT Asuransi CHUBB Indonesia	-	-	-	-	-	-	-	-	-	-	-	-	-	-	-	-
19	PT Sampo Japan Insurance Indonesia	-	-	-	-	-	-	-	-	-	-	-	-	-	-	-	-
<b>JUMLAH / SUB TOTAL</b>			-	-	-	-	<b>0.1</b>	-	-	<b>(0.1)</b>	-	-	-	<b>(0.1)</b>	-	-	-
<b>PERUSAHAAN REASURANSI</b>																	
<b>REINSURANCE COMPANIES</b>																	
1	PT Reasuransi Internasional Indonesia	-	289	790	4.991	-	3.940	-	59	11.759	2.577	3.328	11.008	-	-	-	-
2	PT Maskapai Reasuransi Indonesia	-	136	-	26	-	-	-	111	52	23	140	-	-	-	-	-
3	PT Reasuransi Nasional Indonesia	-	1.176	-	329	3	212	-	632	211	1.388	(545)	-	-	-	-	-
4	PT Tugu Reasuransi Indonesia	-	12.490	(3)	2.720	217	573	-	8.977	4.372	5.989	7.360	-	-	-	-	-
5	PT Reasuransi Malpatk Indonesia	-	-	-	-	-	-	-	-	-	-	-	-	-	-	-	-
<b>JUMLAH / SUB TOTAL</b>			<b>286</b>	<b>1.527</b>	<b>6.504</b>	<b>111</b>	<b>4.453</b>	<b>64</b>	<b>16.899</b>	<b>5.647</b>	<b>7.212</b>	<b>15.333</b>	<b>90.570</b>	-	-	-	-
<b>JUMLAH SELURUHNYA / GRAND TOTAL</b>			<b>1.150.415</b>	<b>12.369</b>	<b>192.992</b>	<b>107</b>	<b>13.019</b>	<b>111.009</b>	<b>69.066</b>	<b>1.112.357</b>	<b>88.369</b>	<b>22.995</b>	<b>20.794</b>	<b>90.570</b>	-	-	-

Keterangan / Notes :

\*) Tidak Menyampaikan Laporan / Have Not Submitted Annual Report

\*\*) Pencabutan Izin Usaha / Licenses Have Been Removed

\*\*\*) Pemberian Izin Usaha Baru / New Licenses

Usaha Asuransi Umum & Reasuransi  
Non Life Insurance & Reinsurance Business

TABEL: 2.11.6/TALE.2.11.6  
PREMI USAHA ASURANSI UMUM DAN REASURANSI TAHUN 2014  
PREMIUMS OF NON LIFE INSURANCE AND REINSURANCE BUSINESS IN 2014  
Lini Usaha : Satefit  
Line of Business : Satefit

NO NO	NAMA PERUSAHAAN NAME OF COMPANY	POS LANGSUNG DIRECT BUSINESS	REASURANSI DAN KOMISI / REINSURANCE AND COMMISSION						OUTWARD			CADANGAN PREMI PREMIUM RESERVE			PENDAPATAN PREMI INCOME PREMIUM		
			(4)	(5)	(6)	(7)	(8)	(9)	(10)	(11)	(12)	(13)	(14)	(15)		(16)	
(1)	(2)	(3)	KOMISI COMMISSION	DALAM NEGERI DOMESTIC	ASEAN ASEAN	LAINNYA OTHER	KOMISI COMMISSION	DALAM NEGERI DOMESTIC	ASEAN ASEAN	LAINNYA OTHER	KOMISI COMMISSION	PREMI NETO NET PREMIUM	TAHUN LALU PREVIOUS YEAR	TAHUN CURRENT YEAR	TAHUN PREVIOUS YEAR	TAHUN CURRENT YEAR	
<b>PERUSAHAAN ASURANSI UMUM NASIONAL</b>																	
<b>NATIONAL NON LIFE INSURANCE COMPANIES</b>																	
1	PT Asuransi Adira Dinamika	-	-	-	-	-	-	-	-	-	-	-	-	-	-	-	-
2	PT Asuransi Arafindo	-	-	-	-	-	-	-	-	-	-	-	-	-	-	-	-
3	PT Athadgratia General Insurance	-	-	-	-	-	-	-	-	-	-	-	-	-	-	-	-
4	PT Asuransi Asoka Mias	-	-	-	-	-	-	-	-	-	-	-	-	-	-	-	-
5	PT Asuransi Astra Buana	-	-	-	-	-	-	-	-	-	-	-	-	-	-	-	-
6	PT Avist General Insurance (d/h PT Asuransi Sinar)	-	-	-	-	-	-	-	-	-	-	-	-	-	-	-	-
7	PT Asuransi Bangun Askrida	-	-	-	-	-	-	-	-	-	-	-	-	-	-	-	-
8	PT Fairfax Insurance Indonesia (d/h Batavia Mirat)	-	-	-	-	-	-	-	-	-	-	-	-	-	-	-	-
9	PT Bendikard Insurance	-	-	-	-	-	-	-	-	-	-	-	-	-	-	-	-
10	PT Asuransi Bhakti Bhayangkara	-	-	-	-	-	-	-	-	-	-	-	-	-	-	-	-
11	PT Asuransi Bina Dana Arta Tbk.	-	-	-	-	-	-	-	-	-	-	-	-	-	-	-	-
12	PT Asuransi Bhagirahya Upakara	-	-	-	-	-	-	-	-	-	-	-	-	-	-	-	-
13	PT Asuransi Bintang Tbk.	-	-	-	-	-	-	-	-	-	-	-	-	-	-	-	-
14	PT Asuransi Bosowa Periskop	-	-	-	-	-	-	-	-	-	-	-	-	-	-	-	-
15	PT Asuransi Brinjin Sejahtera Aritamakmur	-	-	-	-	-	-	-	-	-	-	-	-	-	-	-	-
16	PT Asuransi Buana Independent	-	-	-	-	-	-	-	-	-	-	-	-	-	-	-	-
17	PT Asuransi Umum Bumiputera Muda 1967	-	-	-	-	-	-	-	-	-	-	-	-	-	-	-	-
18	PT Asuransi Central Asia	-	-	-	-	-	-	-	-	-	-	-	-	-	-	-	-
19	PT Asuransi Umum BCA (d/h PT Central Sejahtera)	-	-	-	-	-	-	-	-	-	-	-	-	-	-	-	-
20	PT Citra International Underwriters	-	-	-	-	-	-	-	-	-	-	-	-	-	-	-	-
21	PT Asuransi Davin Mitra Tbk.	-	-	-	-	-	-	-	-	-	-	-	-	-	-	-	-
22	PT Asuransi Eka Lloyd Jaya	-	-	-	-	-	-	-	-	-	-	-	-	-	-	-	-
23	PT Asuransi Eksport Indonesia (Persero)	-	-	-	-	-	-	-	-	-	-	-	-	-	-	-	-
24	PT Asuransi Harta Aman Pratama Tbk.	-	-	-	-	-	-	-	-	-	-	-	-	-	-	-	-
25	PT Asuransi Himalaya Pelindung	-	-	-	-	-	-	-	-	-	-	-	-	-	-	-	-
26	PT Asuransi FPG Indonesia (d/h Asuransi Indrapuri)	-	-	-	-	-	-	-	-	-	-	-	-	-	-	-	-
27	PT Asuransi Inta Asia	-	-	-	-	-	-	-	-	-	-	-	-	-	-	-	-
28	PT MNC Asuransi Indonesia (d/h Asuransi Jamind)	8,799	924	-	-	-	-	-	-	-	-	1,246	1,129	995	1,380	-	-
29	PT Asuransi Jasa Indonesia (Persero)	-	-	-	-	-	-	-	-	-	-	-	-	-	-	-	-
30	PT Asuransi Jasa Raharja Putera	-	-	-	-	-	-	-	-	-	-	-	-	-	-	-	-
31	PT Asuransi Jasa Tania Tbk.	-	-	-	-	-	-	-	-	-	-	-	-	-	-	-	-
32	PT Asuransi Kredit Indonesia (Persero)	-	-	-	-	-	-	-	-	-	-	-	-	-	-	-	-
33	PT Lippo General Insurance Tbk.	-	-	-	-	-	-	-	-	-	-	-	-	-	-	-	-
34	PT Malacca Trust Wuvungan Insurance (d/h PT A	-	-	-	-	-	-	-	-	-	-	-	-	-	-	-	-
35	PT Asuransi Umum Mega	-	-	-	-	-	-	-	-	-	-	-	-	-	-	-	-
36	PT Asuransi Mega Pratama	-	-	-	-	-	-	-	-	-	-	-	-	-	-	-	-
37	PT Asuransi Mitra Mapatya	-	-	-	-	-	-	-	-	-	-	-	-	-	-	-	-
38	PT Asuransi Multi Arifia Guna	-	-	-	-	-	-	-	-	-	-	-	-	-	-	-	-
39	PT Pan Pacific Insurance (d/h PT Asuransi Jaya In	-	-	-	-	-	-	-	-	-	-	-	-	-	-	-	-
40	PT Panin Insurance	-	-	-	-	-	-	-	-	-	-	-	-	-	-	-	-
41	PT Asuransi Parolamas	-	-	-	-	-	-	-	-	-	-	-	-	-	-	-	-
42	PT Asuransi Purna Arvanugraha	-	-	-	-	-	-	-	-	-	-	-	-	-	-	-	-
43	PT Asuransi Raksa Pratikara	-	-	-	-	-	-	-	-	-	-	-	-	-	-	-	-
44	PT Asuransi Rama Satria Wibawa	-	-	-	-	-	-	-	-	-	-	-	-	-	-	-	-
45	PT Asuransi Ramayana Tbk.	-	-	-	-	-	-	-	-	-	-	-	-	-	-	-	-
46	PT Asuransi Rava	-	-	-	-	-	-	-	-	-	-	-	-	-	-	-	-
47	PT Asuransi Recapital	-	-	-	-	-	-	-	-	-	-	-	-	-	-	-	-
48	PT Asuransi Reliance Indonesia	-	-	-	-	-	-	-	-	-	-	-	-	-	-	-	-

NO NO	NAMA PERUSAHAAN NAME OF COMPANY	POS LANGSUNG DIRECT BUSINESS	REASURANSI DAN KOMISI / REINSURANCE AND COMMISSION										PENDAPATAN PREMI INCOME PREMIUM				
			(1)	(2)	(3)	(4)	(5)	(6)	(7)	(8)	(9)	(10)	(11)	(12)	(13)	(14)	(15)
			INWARD					OUTWARD					CADANGAN PREMI PREMIUM RESERVE				
			DALAM NEGERI DOMESTIC	ASEAN ASEAN	LAINNYA OTHER	KOMISI COMMISSION	DALAM NEGERI DOMESTIC	ASEAN ASEAN	LAINNYA OTHER	KOMISI COMMISSION	PREMI NETO NET PREMIUM	TAHUN LALU PREVIOUS YEAR	TAHUN BERLALAN CURRENT YEAR				
49	PT Sarana Lindung Upaya	-	-	-	-	-	-	-	-	-	-	-	-	-	-	-	-
50	PT Asuransi Sinar Mas	-	-	-	-	-	-	-	-	-	-	-	-	-	-	-	-
51	PT Maskapai Asuransi Sorwelis	-	-	-	-	-	-	-	-	-	-	-	-	-	-	-	-
52	PT Asuransi Sumit Oto	-	-	-	-	-	-	-	-	-	-	-	-	-	-	-	-
53	PT Slaco Mandiri (d/h PT Slaco Jasa Pratama)	-	-	-	-	-	-	-	-	-	-	-	-	-	-	-	-
54	PT Asuransi Tri Pakarta	-	-	-	-	-	-	-	-	-	-	-	-	-	-	-	-
55	PT Asuransi Tugu Kresna Pratama	-	-	-	-	-	-	-	-	-	-	-	-	-	-	-	-
56	PT Tugu Pratama Indonesia	6,941	(433)	-	-	-	-	388	-	-	1,689	29	108	-	-	-	1,590
57	PT Victoria Insurance (d/h PT Asuransi Umum Cer	-	-	-	-	-	-	-	-	-	-	-	-	-	-	-	-
58	PT Asuransi Vidi (d/h PT Asuransi Fadent Mahko	-	-	-	-	-	-	-	-	-	-	-	-	-	-	-	-
59	PT Asuransi Wahana Tata	-	-	-	-	-	-	-	-	-	-	-	-	-	-	-	-
60	PT Asuransi Mitra Peleindung Mustika	-	-	-	-	-	-	-	-	-	-	-	-	-	-	-	-
61	PT Asuransi Umum Panin**	-	-	-	-	-	-	-	-	-	-	-	-	-	-	-	-
62	PT Asuransi Cakrawala Proteksi Indonesia	-	-	-	-	-	-	-	-	-	-	-	-	-	-	-	-
63	PT Asuransi Simas Net	-	-	-	-	-	-	-	-	-	-	-	-	-	-	-	-
64	PT Asuransi ASEI Indonesia	-	-	-	-	-	-	-	-	-	-	-	-	-	-	-	-
65	PT Ace Java Proteksi (d/h PT Asuransi Jaya Prote	-	-	-	-	-	-	-	-	-	-	-	-	-	-	-	-
66	PT Asuransi Karyamas Sentralindo *)	-	-	-	-	-	-	-	-	-	-	-	-	-	-	-	-
67	PT Asuransi Puri Ashi **)	-	-	-	-	-	-	-	-	-	-	-	-	-	-	-	-
68	PT Asuransi Wanaekar Handayani **)	-	-	-	-	-	-	-	-	-	-	-	-	-	-	-	-
69	PT Asej Reasuransi Indonesia	-	-	-	-	-	-	-	-	-	-	-	-	-	-	-	-
<b>JUMLAH / SUB TOTAL</b>			<b>17,286</b>	<b>1,393</b>	<b>-</b>	<b>-</b>	<b>75</b>	<b>-</b>	<b>15,023</b>	<b>915</b>	<b>1,711</b>	<b>15</b>	<b>1,158</b>	<b>-</b>	<b>-</b>	<b>568</b>	
<b>PERUSAHAAN ASURANSI UMUM PATUNGAN</b>																	
<b>JOINT VENTURE NON LIFE INSURANCE COMPANIES</b>																	
1	PT ACE Jaya Proteksi (d/h PT Asuransi Jaya Prot	-	-	-	-	-	-	-	-	-	-	-	-	-	-	-	-
2	PT Asuransi Allianz Utama Indonesia	-	-	-	-	-	-	-	-	-	-	-	-	-	-	-	-
3	PT Asuransi Axa Indonesia	-	-	-	-	-	-	-	-	-	-	-	-	-	-	-	-
4	PT Bess Central Insurance (d/h PT Asuransi AIOI	-	-	-	-	-	-	-	-	-	-	-	-	-	-	-	-
5	PT AIG Insurance Indonesia (d/h PT Chartis Insur	-	-	-	-	-	-	-	-	-	-	-	-	-	-	-	-
6	PT China Taiping Insurance Indonesia	-	-	-	-	-	-	-	-	-	-	-	-	-	-	-	-
7	PT Meritz Korindo Insurance (d/h PT Asuransi Han	-	-	-	-	-	-	-	-	-	-	-	-	-	-	-	-
8	PT KSK Insurance Indonesia (d/h PT Kurma Insur	-	-	-	-	-	-	-	-	-	-	-	-	-	-	-	-
9	PT LIG Insurance Indonesia	-	-	-	-	-	-	-	-	-	-	-	-	-	-	-	-
10	PT MAA General Assurance	-	-	-	-	-	-	-	-	-	-	-	-	-	-	-	-
11	PT Asuransi Mandiri Axa General Insurance (d/h P	-	-	-	-	-	-	-	-	-	-	-	-	-	-	-	-
12	PT Asuransi MSIG Indonesia	-	-	-	-	-	-	-	-	-	-	-	-	-	-	-	-
13	PT Asuransi Sampo Japan Nipponkoa Indonesia (	-	-	-	-	-	-	-	-	-	-	-	-	-	-	-	-
14	PT Asuransi OBE Pool Indonesia	-	-	-	-	-	-	-	-	-	-	-	-	-	-	-	-
15	PT Asuransi Samsung Tugu	-	-	-	-	-	-	-	-	-	-	-	-	-	-	-	-
16	PT Asuransi Tokio Marine Indonesia	-	-	-	-	-	-	-	-	-	-	-	-	-	-	-	-
17	PT Zurich Insurance Indonesia	-	-	-	-	-	-	-	-	-	-	-	-	-	-	-	-
18	PT Asuransi CHUBB Indonesia	-	-	-	-	-	-	-	-	-	-	-	-	-	-	-	-
19	PT Sampo Japan Insurance Indonesia	-	-	-	-	-	-	-	-	-	-	-	-	-	-	-	-
<b>JUMLAH / SUB TOTAL</b>			<b>-</b>	<b>-</b>	<b>-</b>	<b>-</b>	<b>-</b>	<b>-</b>	<b>-</b>	<b>-</b>	<b>-</b>	<b>-</b>	<b>-</b>	<b>-</b>	<b>-</b>	<b>-</b>	<b>-</b>
<b>PERUSAHAAN REASURANSI</b>																	
<b>REINSURANCE COMPANIES</b>																	
1	PT Reasuransi International Indonesia	-	-	-	-	-	-	-	-	-	-	-	-	-	-	-	-
2	PT Maskapai Reasuransi Indonesia	-	-	-	-	-	-	-	-	-	-	-	-	-	-	-	-
3	PT Reasuransi Nasional Indonesia	-	-	-	-	-	-	-	-	-	-	-	-	-	-	-	-
4	PT Tugu Reasuransi Indonesia	-	-	-	-	-	-	-	-	-	-	-	-	-	-	-	-
5	PT Reasuransi Malpatk Indonesia	-	-	-	-	-	-	-	-	-	-	-	-	-	-	-	-
<b>JUMLAH / SUB TOTAL</b>			<b>-</b>	<b>-</b>	<b>-</b>	<b>-</b>	<b>-</b>	<b>-</b>	<b>-</b>	<b>-</b>	<b>-</b>	<b>-</b>	<b>-</b>	<b>-</b>	<b>-</b>	<b>-</b>	<b>-</b>
<b>JUMLAH SELURUHNYA / GRAND TOTAL</b>			<b>17,286</b>	<b>1,393</b>	<b>-</b>	<b>-</b>	<b>75</b>	<b>-</b>	<b>15,023</b>	<b>915</b>	<b>1,711</b>	<b>15</b>	<b>1,158</b>	<b>-</b>	<b>-</b>	<b>568</b>	

Keterangan / Notes :

\*) Tidak Menyampaikan Laporan / Have Not Submitted Annual Report

\*\*) Pencabutan Izin Usaha / Licenses Have Been Removed

\*\*\*) Pemberian Izin Usaha Baru / New Licenses

Usaha Asuransi Umum & Reasuransi  
Non Life Insurance & Reinsurance Business

TABEL-2.11.7/TABEL 2.11.7  
PREMI USAHA ASURANSI UMUM DAN REASURANSI TAHUN 2014  
PREMIUMS OF NON LIFE INSURANCE AND REINSURANCE BUSINESS IN 2014  
Lini Usaha : Energi Darat  
Line of Business : Energy On Shore

NO NO	NAMA PERUSAHAAN NAME OF COMPANY	POS LANGSUNG DIRECT BUSINESS	REASURANSI DAN KOMISI / REINSURANCE AND COMMISSION						CADANGAN PREMI PREMIUM RESERVE			PENDAPATAN PREMI INCOME PREMIUM						
			(1)	(2)	(3)	(4)	(5)	(6)	(7)	(8)	(9)		(10)	(11)	(12)	(13)	(14)	(15)
			DALAM NEGERI DOMESTIC	ASEAN ASEAN	LAINNYA OTHER	KOMISI COMMISSION	DALAM NEGERI DOMESTIC	ASEAN ASEAN	LAINNYA OTHER	KOMISI COMMISSION	DALAM NEGERI DOMESTIC	ASEAN ASEAN	LAINNYA OTHER	KOMISI COMMISSION	PREMI NETO NET PREMIUM	TAHUN LALU PREVIOUS YEAR	TAHUN BERLAKU CURRENT YEAR	Dalam Jutaan Rupiah In Million Rupiah
<b>PERUSAHAAN ASURANSI UMUM NASIONAL</b>																		
<b>NATIONAL NON LIFE INSURANCE COMPANIES</b>																		
1	PT Asuransi Adira Dinamika	4.113	-	-	-	-	-	3.039	1.024	-	-	-	-	371	421	727	3	1.145
2	PT Asuransi Artarindo	-	-	-	-	-	-	-	-	-	-	-	-	-	-	-	-	-
3	PT Athradgraha General Insurance	-	1	-	-	-	4	-	-	-	-	-	-	-	(2)	-	-	(2)
4	PT Asuransi Asoka Mas	-	-	-	-	-	-	-	-	-	-	-	-	-	-	-	-	-
5	PT Asuransi Astra Buana	-	-	-	-	-	-	-	-	-	-	-	-	-	-	-	-	-
6	PT Avist General Insurance (d/h PT Asuransi Sinar)	-	-	-	-	-	-	-	-	-	-	-	-	-	-	-	-	-
7	PT Asuransi Bangun Askrida	5.015	58	-	-	-	19	3.855	-	-	-	-	-	297	1.395	450	558	1.287
8	PT Fairfax Insurance Indonesia (d/h Batavia Mirat)	-	-	-	-	-	-	-	-	-	-	-	-	-	-	-	-	-
9	PT Berkhard Insurance	-	-	-	-	-	-	-	-	-	-	-	-	-	-	-	-	-
10	PT Asuransi Bhakti Bhayangkara	-	-	-	-	-	-	-	-	-	-	-	-	-	-	-	-	-
11	PT Asuransi Bina Dana Arta Tbk.	-	-	-	-	-	-	-	-	-	-	-	-	-	-	-	-	-
12	PT Asuransi Bhagirahya Upakara	-	-	-	-	-	-	-	-	-	-	-	-	-	-	-	-	-
13	PT Asuransi Bintang Tbk.	-	-	-	-	-	-	-	-	-	-	-	-	-	-	-	-	-
14	PT Asuransi Bosowa Periskop	-	-	-	-	-	-	-	-	-	-	-	-	-	-	-	-	-
15	PT Asuransi Brinjin Sejahtera Aitamakmur	-	-	-	-	-	-	-	-	-	-	-	-	-	-	-	-	-
16	PT Asuransi Buana Independent	-	-	-	-	-	-	-	-	-	-	-	-	-	-	-	-	-
17	PT Asuransi Umum Bumiputera Muda 1967	-	-	-	-	-	-	-	-	-	-	-	-	-	-	-	-	-
18	PT Asuransi Central Asia	-	-	-	-	-	-	-	-	-	-	-	-	-	-	-	-	-
19	PT Asuransi Umum BCA (d/h PT Central Sejahtera)	-	0	-	-	-	0	-	-	-	-	-	-	-	0	-	-	0
20	PT Citra International Underwriters	-	-	-	-	-	-	-	-	-	-	-	-	-	-	-	-	-
21	PT Asuransi Davin Mitra Tbk.	-	-	-	-	-	-	-	-	-	-	-	-	-	-	-	-	-
22	PT Asuransi Eka Lloyd Jaya	-	-	-	-	-	-	-	-	-	-	-	-	-	-	-	-	-
23	PT Asuransi Ekspor Indonesia (Persero)	-	-	-	-	-	-	-	-	-	-	-	-	-	-	-	-	-
24	PT Asuransi Harta Aman Pratama Tbk.	-	-	-	-	-	-	-	-	-	-	-	-	-	-	-	-	-
25	PT Asuransi Himalaya Pelindung	1.504	57	2.045	-	-	16	(463)	1.829	-	-	-	-	(6)	2.062	0	467	1.595
26	PT Asuransi FPG Indonesia (d/h Asuransi Indrapuri)	-	-	-	-	-	-	-	-	-	-	-	-	-	-	-	-	-
27	PT Asuransi Inta Asia	-	-	-	-	-	-	-	-	-	-	-	-	-	6	-	-	6
28	PT MNC Asuransi Indonesia (d/h Asuransi Jamind)	-	-	-	-	-	-	-	-	-	-	-	-	-	-	2	(199)	201
29	PT Asuransi Jasa Indonesia (Persero)	6.150	730	549	94	57	1.457	-	3.628	-	756	1.677	6.992	496	8.173	-	-	-
30	PT Asuransi Jasa Raharja Putera	-	-	-	-	-	-	-	-	-	-	-	-	-	-	-	-	-
31	PT Asuransi Jasa Tania Tbk.	-	7	-	-	-	2	-	-	-	-	-	-	-	5	-	-	5
32	PT Asuransi Kredit Indonesia (Persero)	-	-	-	-	-	-	-	-	-	-	-	-	-	-	-	-	-
33	PT Lippo General Insurance Tbk.	-	-	-	-	-	-	-	-	-	-	-	-	-	-	-	-	-
34	PT Malacca Trust Wuvungan Insurance (d/h PT A	-	-	-	-	-	-	-	-	-	-	-	-	-	-	-	-	-
35	PT Asuransi Umum Mega	-	-	-	-	-	-	-	-	-	-	-	-	-	-	-	-	-
36	PT Asuransi Mega Pratama	-	-	-	-	-	-	-	-	-	-	-	-	-	-	-	-	-
37	PT Asuransi Mitra Mapatya	-	-	-	-	-	-	-	-	-	-	-	-	-	-	-	-	-
38	PT Asuransi Multi Artha Guna	-	(301)	-	-	-	-	-	-	-	-	-	-	(301)	47	-	-	(255)
39	PT Pan Pacific Insurance (d/h PT Asuransi Jaya In	163	209	-	-	-	146	-	-	-	-	-	-	226	18	-	-	208
40	PT Panin Insurance	-	-	-	-	-	-	-	-	-	-	-	-	-	-	-	-	-
41	PT Asuransi Parolamas	-	-	-	-	-	-	-	-	-	-	-	-	-	-	-	-	-
42	PT Asuransi Purna Avianugraha	-	138	-	-	-	48	-	-	-	-	-	-	-	90	77	50	117
43	PT Asuransi Raksa Pratikara	-	-	-	-	-	-	-	-	-	-	-	-	-	-	-	-	-
44	PT Asuransi Rama Satria Wibawa	-	-	-	-	-	-	-	-	-	-	-	-	-	-	-	-	-
45	PT Asuransi Ramayana Tbk.	-	-	-	-	-	-	-	-	-	-	-	-	-	-	-	-	-
46	PT Asuransi Rava	-	-	-	-	-	-	-	-	-	-	-	-	-	-	-	-	-
47	PT Asuransi Recapital	-	-	-	-	-	-	-	-	-	-	-	-	-	-	-	-	-
48	PT Asuransi Reliance Indonesia	-	-	-	-	-	-	-	-	-	-	-	-	-	-	-	-	-

NO NO	NAMA PERUSAHAAN NAME OF COMPANY	POS LANGSUNG DIRECT BUSINESS	REASURANSI DAN KOMISI / REINSURANCE AND COMMISSION						OUTWARD			CADANGAN PREMI PREMIUM RESERVE			
			(4)	(5)	(6)	(7)	(8)	(9)	(10)	(11)	(12)	(13)	(14)	(15)	(16)
			KOMISI COMMISSION	DALAM NEGERI DOMESTIC	ASEAN ASEAN	LAINNYA OTHER	KOMISI COMMISSION	DALAM NEGERI DOMESTIC	ASEAN ASEAN	LAINNYA OTHER	KOMISI COMMISSION	PREMI NETO NET PREMIUM	TAHUN LALU PREVIOUS YEAR	TAHUN BERLALUAN CURRENT YEAR	PENDAPATAN PREMI INCOME PREMIUM
(1)	(2)	(3)	(4)	(5)	(6)	(7)	(8)	(9)	(10)	(11)	(12)	(13)	(14)	(15)	(16)
49	PT Sarana Lindung Upaya	-	-	-	-	-	-	-	-	-	-	-	-	-	-
50	PT Asuransi Sinar Mas	-	-	-	-	-	-	-	-	-	-	-	-	-	-
51	PT Maskapai Asuransi Sorwelis	-	-	-	-	-	-	-	-	-	-	-	-	-	-
52	PT Asuransi Sumit Oto	-	-	-	-	-	-	-	-	-	-	-	-	-	-
53	PT Slaco Mandiri (d/h PT Slaco Jasa Pratama)	-	-	-	-	-	-	-	-	-	-	-	-	-	-
54	PT Asuransi Tri Pakaria	-	-	-	-	-	-	-	-	-	-	-	-	-	-
55	PT Asuransi Tugu Kresna Pratama	-	66	-	-	-	20	-	-	-	-	46	9	-	55
56	PT Tugu Pratama Indonesia	21,706	649	-	-	-	-	16,734	3,334	83	2,152	3,087	282	566	2,774
57	PT Victoria Insurance (d/h PT Asuransi Umum Cer	-	-	-	-	-	-	-	-	-	-	-	-	-	-
58	PT Asuransi Vidi (d/h PT Asuransi Fadent Mahko	-	-	-	-	-	-	-	-	-	-	-	-	-	-
59	PT Asuransi Wahana Tata	-	-	-	-	-	-	-	-	-	-	-	-	-	-
60	PT Asuransi Mitra Peleindung Mustika	-	-	-	-	-	-	-	-	-	-	-	-	-	-
61	PT Asuransi Umum Panin**	-	-	-	-	-	-	-	-	-	-	-	-	-	-
62	PT Asuransi Cakrawala Proteksi Indonesia	-	-	-	-	-	-	-	-	-	-	-	-	-	-
63	PT Asuransi Simas Net	-	-	-	-	-	-	-	-	-	-	-	-	-	-
64	PT Asuransi ASEI Indonesia	-	-	-	-	-	-	-	-	-	-	-	-	-	-
65	PT Ace Jaya Proteksi (d/h PT Asuransi Jaya Prote	20,342	41	5,213	17,422	1,149	1,384	165	2,597	1,166	37,176	100	1,649	35,627	-
66	PT Asuransi Karyamaas Sentralindo *)	-	-	-	-	-	-	-	-	-	-	-	-	-	-
67	PT Asuransi Puri Ashi **)	-	-	-	-	-	-	-	-	-	-	-	-	-	-
68	PT Asuransi Wanaekar Handayani **)	-	-	-	-	-	-	-	-	-	-	-	-	-	-
69	PT Asej Reasuransi Indonesia	-	-	-	-	-	-	-	-	-	-	-	-	-	-
<b>JUMLAH / SUB TOTAL</b>			<b>148,929</b>	<b>26,506</b>	<b>1,181</b>	<b>1,347</b>	<b>43,834</b>	<b>5,298</b>	<b>120,858</b>	<b>22,944</b>	<b>22,970</b>	<b>1,300</b>	<b>8,152</b>	<b>16,118</b>	
<b>PERUSAHAAN ASURANSI UMUM PATUNGAN</b>															
<b>JOINT VENTURE NON LIFE INSURANCE COMPANIES</b>															
1	PT ACE Jaya Proteksi (d/h PT Asuransi Jaya Prot	-	-	-	-	-	-	-	-	-	-	-	-	-	-
2	PT Asuransi Allianz Utama Indonesia	-	-	-	-	-	-	-	-	-	-	-	-	-	-
3	PT Asuransi Axa Indonesia	-	-	-	-	-	-	-	-	-	-	-	-	-	-
4	PT Bess Central Insurance (d/h PT Asuransi AIOI	-	-	-	-	-	-	-	-	-	-	-	-	-	-
5	PT AIG Insurance Indonesia (d/h PT Charis Insur	175,714	2,418	1,440	12,757	3,084	1,263	188,099	7,180	2,227	5	75	2,157	-	-
6	PT China Taiping Insurance Indonesia	-	-	-	-	-	-	-	-	-	-	-	-	-	-
7	PT Meritz Korindo Insurance (d/h PT Asuransi Han	-	-	-	-	-	-	-	-	-	-	-	-	-	-
8	PT KSK Insurance Indonesia (d/h PT Kurma Insur	-	-	-	-	-	-	-	-	-	-	-	-	-	-
9	PT LIG Insurance Indonesia	-	-	-	-	-	-	-	-	-	-	-	-	-	-
10	PT MAA General Assurance	-	-	-	-	-	-	-	-	-	-	-	-	-	-
11	PT Asuransi Mandiri Axa General Insurance (d/h P	-	6	-	-	2	-	-	-	-	4	-	-	-	4
12	PT Asuransi MSIG Indonesia	-	-	-	-	-	-	-	-	-	-	-	-	-	-
13	PT Asuransi Sampo Japan Nipponkoa Indonesia (	-	-	-	-	-	-	-	-	-	-	-	-	-	-
14	PT Asuransi OBE Pool Indonesia	-	-	-	-	-	-	-	-	-	-	-	-	-	-
15	PT Asuransi Samsung Tugu	-	-	-	-	-	-	-	-	-	-	-	-	-	-
16	PT Asuransi Tokio Marine Indonesia	-	-	-	-	-	-	-	-	-	-	-	-	-	-
17	PT Zurich Insurance Indonesia	-	-	-	-	-	-	-	-	-	-	-	-	-	-
18	PT Asuransi CHUBB Indonesia	-	-	-	-	-	-	-	-	-	-	-	-	-	-
19	PT Sampo Japan Insurance Indonesia	-	-	-	-	-	-	-	-	-	-	-	-	-	-
<b>JUMLAH / SUB TOTAL</b>			<b>187,454</b>	<b>1,951</b>	<b>4,231</b>	<b>1,039</b>	<b>5,604</b>	<b>648</b>	<b>188,522</b>	<b>12,262</b>	<b>7,865</b>	<b>1,870</b>	<b>106</b>	<b>9,649</b>	
<b>PERUSAHAAN REASURANSI</b>															
<b>REINSURANCE COMPANIES</b>															
1	PT Reasuransi International Indonesia	-	-	-	-	-	-	-	-	-	-	-	-	-	-
2	PT Maskapai Reasuransi Indonesia	-	-	-	-	-	-	-	-	-	-	-	-	-	-
3	PT Reasuransi Nasional Indonesia	-	-	-	-	-	-	-	-	-	-	-	-	-	-
4	PT Tugu Reasuransi Indonesia	-	-	-	-	-	-	-	-	-	-	-	-	-	-
5	PT Reasuransi Malpatk Indonesia	-	-	-	-	-	-	-	-	-	-	-	-	-	-
<b>JUMLAH / SUB TOTAL</b>			<b>336,383</b>	<b>7,203</b>	<b>4,231</b>	<b>1,181</b>	<b>2,385</b>	<b>49,438</b>	<b>5,946</b>	<b>309,380</b>	<b>35,206</b>	<b>30,865</b>	<b>3,171</b>	<b>8,258</b>	<b>25,767</b>

Keterangan / Notes :

\*) Tidak Menyampaikan Laporan / Have Not Submitted Annual Report

\*\*) Pencabutan Izin Usaha / Licenses Have Been Removed

\*\*\*) Pemberian Izin Usaha Baru / New Licenses

Usaha Asuransi Umum & Reasuransi  
Non Life Insurance & Reinsurance Business

TABEL - 2.11.8/TALE.2.11.8  
PREMI USAHA ASURANSI UMUM DAN REASURANSI TAHUN 2014  
PREMIUMS OF NON LIFE INSURANCE AND REINSURANCE BUSINESS IN 2014  
Lini Usaha : Energi Lepas Pantai  
Line of Business : Energy Off Shore

NO NO	NAMA PERUSAHAAN NAME OF COMPANY	POS LANGSUNG DIRECT BUSINESS	REASURANSI DAN KOMISI / REINSURANCE AND COMMISSION						CADANGAN PREMI PREMIUM RESERVE			PENDAPATAN PREMI INCOME PREMIUM								
			(1)	(2)	(3)	(4)	(5)	(6)	(7)	(8)	(9)		(10)	(11)	(12)	(13)	(14)	(15)	(16)	
			KOMISI COMMISSION	DALAM NEGERI DOMESTIC	ASEAN ASEAN	LAINNYA OTHER	KOMISI COMMISSION	DALAM NEGERI DOMESTIC	ASEAN ASEAN	LAINNYA OTHER	KOMISI COMMISSION	DALAM NEGERI DOMESTIC	ASEAN ASEAN	LAINNYA OTHER	KOMISI COMMISSION	NET PREMIUM	TAHUN LALU PREVIOUS YEAR	BERLAKU CURRENT YEAR	TAHUN YEAR	
<b>PERUSAHAAN ASURANSI UMUM NASIONAL</b>																				
<b>NATIONAL NON LIFE INSURANCE COMPANIES</b>																				
1	PT Asuransi Adira Dinamika	-	-	-	-	-	-	-	-	-	-	-	-	-	-	-	-	-	-	-
2	PT Asuransi Arafindo	-	-	-	-	-	-	-	-	-	-	-	-	-	-	-	-	-	-	-
3	PT Athadgratia General Insurance	-	-	-	-	-	-	-	-	-	-	-	-	-	-	-	-	-	-	-
4	PT Asuransi Asoka Mias	-	-	-	-	-	-	-	-	-	-	-	-	-	-	-	-	-	-	-
5	PT Asuransi Astra Buana	-	-	-	-	-	-	-	-	-	-	-	-	-	-	-	-	-	-	-
6	PT Avist General Insurance (d/h PT Asuransi Sinar)	-	-	-	-	-	-	-	-	-	-	-	-	-	-	-	-	-	-	-
7	PT Asuransi Bangun Askrida	-	-	-	-	-	-	-	-	-	-	-	-	-	-	-	-	-	-	-
8	PT Fairfax Insurance Indonesia (d/h Batavia Mirat)	-	-	-	-	-	-	-	-	-	-	-	-	-	-	-	-	-	-	-
9	PT Bendikard Insurance	-	-	-	-	-	-	-	-	-	-	-	-	-	-	-	-	-	-	-
10	PT Asuransi Bhakti Bhayangkara	-	-	-	-	-	-	-	-	-	-	-	-	-	-	-	-	-	-	-
11	PT Asuransi Bina Dana Arta Tbk.	-	-	-	-	-	-	-	-	-	-	-	-	-	-	-	-	-	-	-
12	PT Asuransi Bina Griya Upakara	-	-	-	-	-	-	-	-	-	-	-	-	-	-	-	-	-	-	-
13	PT Asuransi Bintang Tbk.	-	-	-	-	-	-	-	-	-	-	-	-	-	-	-	-	-	-	-
14	PT Asuransi Bosowa Periskop	-	-	-	-	-	-	-	-	-	-	-	-	-	-	-	-	-	-	-
15	PT Asuransi Brinjin Sejahtera Aitamakmur	-	-	-	-	-	-	-	-	-	-	-	-	-	-	-	-	-	-	-
16	PT Asuransi Buana Independent	-	-	-	-	-	-	-	-	-	-	-	-	-	-	-	-	-	-	-
17	PT Asuransi Umum Bumputera Muda 1967	-	-	-	-	-	-	-	-	-	-	-	-	-	-	-	-	-	-	-
18	PT Asuransi Central Asia	-	-	-	-	-	-	-	-	-	-	-	-	-	-	-	-	-	-	-
19	PT Asuransi Umum BCA (d/h PT Central Sejahtera)	-	-	-	-	-	-	-	-	-	-	-	-	-	-	-	-	-	-	-
20	PT Citra International Underwriters	-	-	-	-	-	-	-	-	-	-	-	-	-	-	-	-	-	-	-
21	PT Asuransi Davin Mitra Tbk.	-	-	-	-	-	-	-	-	-	-	-	-	-	-	-	-	-	-	-
22	PT Asuransi Eka Lloyd Jaya	-	-	-	-	-	-	-	-	-	-	-	-	-	-	-	-	-	-	-
23	PT Asuransi Eksport Indonesia (Persero)	-	-	-	-	-	-	-	-	-	-	-	-	-	-	-	-	-	-	-
24	PT Asuransi Harta Aman Pratama Tbk.	-	-	-	-	-	-	-	-	-	-	-	-	-	-	-	-	-	-	-
25	PT Asuransi Himalaya Pelindung	-	-	-	-	-	-	-	-	-	-	-	-	-	-	-	-	-	-	-
26	PT Asuransi FCG Indonesia (d/h Asuransi Indrapuri)	-	-	-	-	-	-	-	-	-	-	-	-	-	-	-	-	-	-	-
27	PT Asuransi Ima Asia	-	-	-	-	-	-	-	-	-	-	-	-	-	-	-	-	-	-	-
28	PT MNC Asuransi Indonesia (d/h Asuransi Jamind)	-	-	-	-	-	-	-	-	-	-	-	-	-	-	-	-	-	-	-
29	PT Asuransi Jasa Indonesia (Persero)	562.160	3.200	483.195	8	30.111	248.466	145.796	156.306	11.881	18.604	149.583	-	-	-	-	-	-	-	-
30	PT Asuransi Jasa Raharja Putra	-	-	-	-	-	-	-	-	-	-	-	-	-	-	-	-	-	-	-
31	PT Asuransi Jasa Tania Tbk.	-	-	-	-	-	-	-	-	-	-	-	-	-	-	-	-	-	-	-
32	PT Asuransi Kredit Indonesia (Persero)	-	-	-	-	-	-	-	-	-	-	-	-	-	-	-	-	-	-	-
33	PT Lippo General Insurance Tbk.	-	-	-	-	-	-	-	-	-	-	-	-	-	-	-	-	-	-	-
34	PT Malacca Trust Wuvungan Insurance (d/h PT A	-	-	-	-	-	-	-	-	-	-	-	-	-	-	-	-	-	-	-
35	PT Asuransi Umum Mega	-	-	-	-	-	-	-	-	-	-	-	-	-	-	-	-	-	-	-
36	PT Asuransi Mega Pratama	-	-	-	-	-	-	-	-	-	-	-	-	-	-	-	-	-	-	-
37	PT Asuransi Mitra Mapatya	-	-	-	-	-	-	-	-	-	-	-	-	-	-	-	-	-	-	-
38	PT Asuransi Multi Arifia Guna	-	-	-	-	-	-	-	-	-	-	-	-	-	-	-	-	-	-	-
39	PT Pan Pacific Insurance (d/h PT Asuransi Jaya In	-	-	-	-	-	-	-	-	-	-	-	-	-	-	-	-	-	-	-
40	PT Panin Insurance	-	-	-	-	-	-	-	-	-	-	-	-	-	-	-	-	-	-	-
41	PT Asuransi Parolamas	-	-	-	-	-	-	-	-	-	-	-	-	-	-	-	-	-	-	-
42	PT Asuransi Purna Arvanugraha	-	-	-	-	-	-	-	-	-	-	-	-	-	-	-	-	-	-	-
43	PT Asuransi Raksa Pratikara	-	-	-	-	-	-	-	-	-	-	-	-	-	-	-	-	-	-	-
44	PT Asuransi Rama Satria Wibawa	-	-	-	-	-	-	-	-	-	-	-	-	-	-	-	-	-	-	-
45	PT Asuransi Ramayana Tbk.	-	-	-	-	-	-	-	-	-	-	-	-	-	-	-	-	-	-	-
46	PT Asuransi Rava	-	-	-	-	-	-	-	-	-	-	-	-	-	-	-	-	-	-	-
47	PT Asuransi Recapital	-	-	-	-	-	-	-	-	-	-	-	-	-	-	-	-	-	-	-
48	PT Asuransi Reliance Indonesia	-	-	-	-	-	-	-	-	-	-	-	-	-	-	-	-	-	-	-

NO NO	NAMA PERUSAHAAN NAME OF COMPANY	POS LANGSUNG DIRECT BUSINESS	REASURANSI DAN KOMISI / REINSURANCE AND COMMISSION										CADANGAN PREMI PREMIUM RESERVE		PENDAPATAN PREMI INCOME PREMIUM		
			(1)	(2)	(3)	(4)	(5)	(6)	(7)	(8)	(9)	(10)	(11)	(12)		(13)	(14)
			KOMISI COMMISSION	DALAM NEGERI DOMESTIC	ASEAN ASEAN	LAINNYA OTHER	KOMISI COMMISSION	DALAM NEGERI DOMESTIC	ASEAN ASEAN	LAINNYA OTHER	KOMISI COMMISSION	PREMI NETO NET PREMIUM	TAHUN LALU PREVIOUS YEAR	TAHUN BERLALAN CURRENT YEAR			
49	PT Sarana Lindung Upaya	-	-	-	-	-	-	-	-	-	-	-	-	-	-	-	-
50	PT Asuransi Sinar Mas	108.160	23.539	16.106	-	-	4.182	14.688	104.441	-	-	6.281	-	-	3.669	-	2.612
51	PT Maskapai Asuransi Sorwelis	-	-	-	-	-	-	-	-	-	-	-	-	-	-	-	-
52	PT Asuransi Sumit Oto	-	-	-	-	-	-	-	-	-	-	-	-	-	-	-	-
53	PT Slaco Mandiri (d/h PT Slaco Jasa Pratama)	-	-	-	-	-	-	-	-	-	-	-	-	-	-	-	-
54	PT Asuransi Tri Pakarta	-	-	-	-	-	-	-	-	-	-	-	-	-	-	-	-
55	PT Asuransi Tugu Kresna Pratama	-	-	-	-	-	-	-	-	-	-	-	-	-	-	-	-
56	PT Tugu Pratama Indonesia	317.292	13.999	1.043	-	85	164	202.788	72.275	37.221	41.268	33.242	11.008	2.415	-	-	41.935
57	PT Victoria Insurance (d/h PT Asuransi Umum Cer	-	-	-	-	-	-	-	-	-	-	-	-	-	-	-	-
58	PT Asuransi Vidi (d/h PT Asuransi Fadent Mahko	-	-	-	-	-	-	-	-	-	-	-	-	-	-	-	-
59	PT Asuransi Wahana Tata	164.315	11.198	568	-	-	147	109.043	26.569	-	9.565	27.491	12.512	1.370	-	-	38.632
60	PT Asuransi Mitra Peleindung Mustika	-	-	-	-	-	-	-	-	-	-	-	-	-	-	-	-
61	PT Asuransi Umum Panin**	-	-	-	-	-	-	-	-	-	-	-	-	-	-	-	-
62	PT Asuransi Cakrawala Proteksi Indonesia	-	-	-	-	-	-	-	-	-	-	-	-	-	-	-	-
63	PT Asuransi Simas Net	-	-	-	-	-	-	-	-	-	-	-	-	-	-	-	-
64	PT Asuransi ASE Indonesia	-	-	-	-	-	-	-	-	-	-	-	-	-	-	-	-
65	PT Ace Java Proteksi (d/h PT Asuransi Jaya Prote	-	-	-	-	-	-	-	-	-	-	-	-	-	-	-	-
66	PT Asuransi Karyamas Sentralindo *)	-	-	-	-	-	-	-	-	-	-	-	-	-	-	-	-
67	PT Asuransi Puri Ashi **)	-	-	-	-	-	-	-	-	-	-	-	-	-	-	-	-
68	PT Asuransi Wanamekar Handayani **)	-	-	-	-	-	-	-	-	-	-	-	-	-	-	-	-
69	PT Aseel Reasuransi Indonesia	-	-	-	-	-	-	-	-	-	-	-	-	-	-	-	-
	<b>JUMLAH / SUB TOTAL</b>	<b>839.891</b>	<b>29.231</b>	<b>324.286</b>	<b>99</b>	<b>30.701</b>	<b>286.733</b>	<b>134.976</b>	<b>617.168</b>	<b>127.902</b>	<b>193.369</b>	<b>27.406</b>	<b>77.596</b>	<b>143.179</b>			
<b>PERUSAHAAN ASURANSI UMUM PATUNGAN</b>																	
<b>JOINT VENTURE NON LIFE INSURANCE COMPANIES</b>																	
1	PT ACE Jaya Proteksi (d/h PT Asuransi Jaya Prot	-	-	-	-	-	-	-	-	-	-	-	-	-	-	-	-
2	PT Asuransi Allianz Utama Indonesia	-	-	-	-	-	-	-	-	-	-	-	-	-	-	-	-
3	PT Asuransi Axa Indonesia	-	-	-	-	-	-	-	-	-	-	-	-	-	-	-	-
4	PT Bess Central Insurance (d/h PT Asuransi AIOI	-	-	-	-	-	-	-	-	-	-	-	-	-	-	-	-
5	PT AIG Insurance Indonesia (d/h PT Charis Insur	-	-	-	-	-	-	-	-	-	-	-	-	-	-	-	-
6	PT China Taiping Insurance Indonesia	-	-	-	-	-	-	-	-	-	-	-	-	-	-	-	-
7	PT Meritz Korindo Insurance (d/h PT Asuransi Han	-	-	-	-	-	-	-	-	-	-	-	-	-	-	-	-
8	PT KSK Insurance Indonesia (d/h PT Kurma Insur	-	-	-	-	-	-	-	-	-	-	-	-	-	-	-	-
9	PT LIG Insurance Indonesia	-	-	-	-	-	-	-	-	-	-	-	-	-	-	-	-
10	PT MAA General Assurance	-	-	-	-	-	-	-	-	-	-	-	-	-	-	-	-
11	PT Asuransi Mandiri Axa General Insurance (d/h P	-	-	-	-	-	-	-	-	-	-	-	-	-	-	-	-
12	PT Asuransi MSIG Indonesia	-	-	-	-	-	-	-	-	-	-	-	-	-	-	-	-
13	PT Asuransi Sampo Japan Nipponkoa Indonesia (	-	-	-	-	-	-	-	-	-	-	-	-	-	-	-	-
14	PT Asuransi OBE Pool Indonesia	-	-	-	-	-	-	-	-	-	-	-	-	-	-	-	-
15	PT Asuransi Samsung Tugu	-	-	-	-	-	-	-	-	-	-	-	-	-	-	-	-
16	PT Asuransi Tokio Marine Indonesia	-	-	-	-	-	-	-	-	-	-	-	-	-	-	-	-
17	PT Zurich Insurance Indonesia	-	-	-	-	-	-	-	-	-	-	-	-	-	-	-	-
18	PT Asuransi CHUBB Indonesia	-	-	-	-	-	-	-	-	-	-	-	-	-	-	-	-
19	PT Sampo Japan Insurance Indonesia	-	-	-	-	-	-	-	-	-	-	-	-	-	-	-	-
	<b>JUMLAH / SUB TOTAL</b>	<b>-</b>	<b>-</b>	<b>-</b>	<b>678</b>	<b>2.172</b>	<b>17.515</b>	<b>1.378</b>	<b>2.456</b>	<b>253</b>	<b>12.237</b>	<b>5.618</b>	<b>4.668</b>	<b>13.187</b>			
<b>PERUSAHAAN REASURANSI</b>																	
<b>REINSURANCE COMPANIES</b>																	
1	PT Reasuransi Internasional Indonesia	-	-	-	-	-	-	-	-	-	-	-	-	-	-	-	-
2	PT Maskapai Reasuransi Indonesia	-	-	-	-	-	-	-	-	-	-	-	-	-	-	-	-
3	PT Reasuransi Nasional Indonesia	-	-	42.175	2.172	-	8.042	9.592	7.976	-	680	19.417	4.668	13.962	-	-	10.123
4	PT Tugu Reasuransi Indonesia	-	-	-	-	-	-	-	-	-	-	-	-	-	-	-	-
5	PT Reasuransi Malpark Indonesia	-	-	-	-	-	-	-	-	-	-	-	-	-	-	-	-
	<b>JUMLAH / SUB TOTAL</b>	<b>-</b>	<b>-</b>	<b>17.515</b>	<b>2.172</b>	<b>-</b>	<b>2.375</b>	<b>1.378</b>	<b>2.456</b>	<b>253</b>	<b>12.237</b>	<b>5.618</b>	<b>4.668</b>	<b>13.187</b>			
	<b>JUMLAH SELURUHNYA / GRAND TOTAL</b>	<b>839.891</b>	<b>29.231</b>	<b>341.801</b>	<b>678</b>	<b>2.172</b>	<b>33.076</b>	<b>288.111</b>	<b>137.432</b>	<b>617.168</b>	<b>128.155</b>	<b>209.606</b>	<b>33.024</b>	<b>82.263</b>	<b>156.367</b>		

Keterangan / Notes :

\*) Tidak Menyampaikan Laporan / Have Not Submitted Annual Report

\*\*) Pencabutan Izin Usaha / Licenses Have Been Removed

\*\*\*) Pemberian Izin Usaha Baru / New Licenses



Usaha Asuransi Umum & Reasuransi  
Non Life Insurance & Reinsurance Business

TABEL: 2.11.9/TABEL 2.11.9  
PREMI USAHA ASURANSI UMUM DAN REASURANSI TAHUN 2014  
PREMIUMS OF NON LIFE INSURANCE AND REINSURANCE BUSINESS IN 2014  
Lini Usaha : Rekeyasa  
Line of Business : Engineering

NO NO	NAMA PERUSAHAAN NAME OF COMPANY	POS LANGSUNG DIRECT BUSINESS	REASURANSI DAN KOMISI / REINSURANCE AND COMMISSION										Dalam Jutaan Rupiah In Million Rupiah					
			(1)	(2)	(3)	(4)	(5)	(6)	(7)	(8)	(9)	(10)	(11)	(12)	(13)	(14)	(15)	(16)
			INWARD					OUTWARD					CADANGAN RESERVE PREMIUM RESERVE					
			DALAM NEGERI DOMESTIC	KOMISI COMMISSION	LAJINYA OTHER	ASEAN ASEAN	DALAM NEGERI DOMESTIC	KOMISI COMMISSION	LAJINYA OTHER	ASEAN ASEAN	DALAM NEGERI DOMESTIC	KOMISI COMMISSION	LAJINYA OTHER	ASEAN ASEAN	PREMI NETO NET PREMIUM	TAHUN LALU PREVIOUS YEAR	BERJALAN CURRENT YEAR	PENDAPATAN PREMI INCOME PREMIUM
1	PT Asuransi Adira Dinamika		82,923	11,335	491	74	47,866	7,388	11,800	23,770	7,019	11,800	18,507	17,063			17,063	
2	PT Asuransi Arianindo		248	0	0	0	207				53	64	68				26	
3	PT Athladrata General Insurance		13,087	156	238	58	13,858	1,011	1,565	2,654	2,654	3,154	1,299	1,185			1,185	
4	PT Asuransi Asoka Mas		30,894	4,561	90	6	10,619	8,800			4,166	11,163	288	4,162	7,289			
5	PT Asuransi Astra Buana																	
6	PT Avist General Insurance (d/h PT Asuransi Star		7,416	271			7,038	86			738	759	266	630				
7	PT Asuransi Bangun Askrida		2,669	513	313	95	2,046	45			551	835	182	670				
8	PT Fairfax Insurance Indonesia (d/h Batavia Mirat		9,055	(507)	4,465	843	1,344	9,602	1,548		434	1,124	(953)				171	
9	PT Berkadi Insurance		1,870				353						246	1,438				
10	PT Asuransi Bhakti Bhayangkara		4,559	476	494	110	3,293				347	1,521	1	(610)	2,132			
11	PT Asuransi Bina Dana ARIA Tbk.		563	25			568	17			154	126	27	66				
12	PT Asuransi Bhadriva Upakara		5,342		113		4,373	202					98	358	620			
13	PT Asuransi Bintang Tbk.		14,148	1,832	99	27	2,520	1,154	5,488		2,228	5,454	1,147	2,298	4,302			
14	PT Asuransi Bosowa Periskop		8,726	1,914			3,787				1,014	4,039	224	1,178	3,085			
15	PT Asuransi Brinjin Sejahtera Aitamakmur		6,708	1,306	1		3,853	219			925	2,256		574	1,683			
16	PT Asuransi Buana Independent		248	73	3	6	538	48			72	899	332	432	798			
17	PT Asuransi Bumi Buntara Muda 1967		2,486	573	5,095	789	1,215	45			41	5,035	590	454	5,171			
18	PT Asuransi Central Asia		50,023	4,877	194	14	216	10,089	8,554		8,484	6,439	1,237	740	6,936			
19	PT Asuransi Umum BCA (d/h PT Central Sejahtera		1,636	144	2	1	830	47			222	810	112	243	619			
20	PT Citra International Underwriters													12				
21	PT Asuransi Davin Mitra Tbk.		19,871	2,187	(4)		2,683	7,000	1,065		1,395	8,328	3,416	4,111	7,632			
22	PT Asuransi Eka Lloyd Jaya																	
23	PT Asuransi Ekspor Indonesia (Perseor)																	
24	PT Asuransi Harta Aman Pratama Tbk.		2,809	1,483			297	243			19	806	67	323	551			
25	PT Asuransi Himalaya Pelindung		829	336			(750)	113			134	1,264	92	58	1,298			
26	PT Asuransi FPG Indonesia (d/h Asuransi Indrapui		46,710	5,611	17		3,855	30,190	3,520		4,030	7,580	704	1,280	7,005			
27	PT Asuransi Inta Asia		4,096	1,222			108				9	2,775	728	1,172	2,329			
28	PT MNC Asuransi Indonesia (d/h Asuransi Jamind		3,802	497			3,267	16			820	841	442	382	901			
29	PT Asuransi Jasa Indonesia (Perseor)		84,932	9,751	3,085	615	37,868				9,099	44,021	24,739	34,190	34,570			
30	PT Asuransi Jasa Raharja Putera		16,894	3,280	1,490	427	14,601				4,740	4,817	6,323	7,761	3,379			
31	PT Asuransi Jasa Tania Tbk.		41,398	9,224	2,147	561	3,849				53	29,984	5,234	5,379	29,819			
32	PT Asuransi Kredit Indonesia (Perseor)																	
33	PT Lippo General Insurance Tbk.		19,414	2,842	33		8,132	5,122			2,410	5,760	1,509	4,041	3,228			
34	PT Malacca Tulus Wuwungan Insurance (d/h PT A		448	81			345				112	134	84	101	46			
35	PT Asuransi Umum Mega		8,733	589	115	27	2,473	5,302			1,623	2,280	189	1,206	1,264			
36	PT Asuransi Mega Pratama		2,704	498	139	42	885				262	1,671	(1,713)	(5,348)	5,306			
37	PT Asuransi Mitra Mapatya		7,254		117		3,708	1,251				2,413	495	637	2,070			
38	PT Asuransi Multi Artha Guna			125		5	590	119			182	169	32	145	69			
39	PT Pan Pacific Insurance (d/h PT Asuransi Jaya In		611				563					48		74				
40	PT Panin Insurance																	
41	PT Asuransi Parolamas		7,306	1,293	65		5,778				1,017	1,307	(907)		400			
42	PT Asuransi Purna Arvanugraha		11,854	2,423	945	188	3,257				609	6,978	4,353	3,052	8,279			
43	PT Asuransi Raksa Pratikara																	
44	PT Asuransi Rama Satira Wibawa																	
45	PT Asuransi Ramayana Tbk.		72,511	12,269	695		250	32,631	19,749		10,218	18,524	7,753	12,316	13,961			
46	PT Asuransi Rava		2,090	665	152		677					900	47	64	883			
47	PT Asuransi Recapital		1,567	157	27			446			40	1,030	313	624	720			
48	PT Asuransi Reliance Indonesia		1,149	278			688	83			268	388	112	112	288			



Usaha Asuransi Umum & Reasuransi  
Non Life Insurance & Reinsurance Business

TABEL- 2.11-10/TABLE: 2.11.10  
PREMI USAHA ASURANSI UMUM DAN REASURANSI TAHUN 2014  
PREMIUMS OF NON LIFE INSURANCE AND REINSURANCE BUSINESS IN 2014  
Lini Usaha : Tanggung Gugat  
Line of Business : Liability

NO NO	NAMA PERUSAHAAN NAME OF COMPANY	POS LANGSUNG DIRECT BUSINESS	REASURANSI DAN KOMISI / REINSURANCE AND COMMISSION										Dalam Jutaan Rupiah In Million Rupiah				
			(1)	(2)	(3)	(4)	(5)	(6)	(7)	(8)	(9)	(10)	(11)	(12)	(13)	(14)	(15)
			INWARD					OUTWARD					CADANGAN PREMI PREMIUM RESERVE		PENDAPATAN INCOME		
			DALAM NEGERI DOMESTIC	KOMISI COMMISSION	DALAM NEGERI DOMESTIC	ASEAN ASEAN	LAINNYA OTHER	KOMISI COMMISSION	DALAM NEGERI DOMESTIC	ASEAN ASEAN	LAINNYA OTHER	KOMISI COMMISSION	PREMI NETO NET PREMIUM	TAHUN LALU PREVIOUS YEAR	TAHUN BERJALAN CURRENT YEAR	PREMI INCOME	PREMIUM PREMIUM
<b>PERUSAHAAN ASURANSI UMUM NASIONAL</b>																	
<b>NATIONAL NON LIFE INSURANCE COMPANIES</b>																	
1	PT Asuransi Adira Dinamika	4.703	278	-	1.123	2.660	-	433	1.056	254	422	433	1.056	254	422	888	888
2	PT Asuransi Artarindo	90	3	-	59	-	-	16	44	14	-	16	44	14	15	43	43
3	PT Athladrada General Insurance	1.470	10	95	33	1.021	141	0	325	684	408	325	684	408	661	661	661
4	PT Asuransi Asoka Mas	-	-	-	-	-	-	-	-	-	-	-	-	-	-	-	-
5	PT Asuransi Astra Buana	-	-	-	-	-	-	-	-	-	-	-	-	-	-	-	-
6	PT Avist General Insurance (d/ft PT Asuransi Sinar)	433	39	-	305	80	-	91	100	42	50	91	100	42	50	92	92
7	PT Asuransi Bangun Askrida	2.257	641	8	541	4	-	153	1.232	580	507	153	1.232	580	507	1.305	1.305
8	PT Falirax Insurance Indonesia (d/ft Batavia Mirat)	3.610	205	-	376	2.667	433	217	126	-	-	217	126	-	-	19	19
9	PT Berkah Insurance	-	-	-	-	-	-	-	-	-	-	-	-	-	-	-	-
10	PT Asuransi Bhakti Bhayangkara	1.449	378	636	133	878	-	205	902	(53)	(329)	205	902	(53)	(329)	1.178	1.178
11	PT Asuransi Bina Dana Arta Tbk.	-	-	-	-	-	-	-	-	-	-	-	-	-	-	-	-
12	PT Asuransi Bhagirah Upakara	-	-	-	-	-	-	-	-	-	-	-	-	-	-	-	-
13	PT Asuransi Bimang Tbk.	325	45	-	77	32	128	61	105	34	62	61	105	34	62	77	77
14	PT Asuransi Bosowa Periskop	984	195	-	134	-	-	37	692	127	488	37	692	127	488	331	331
15	PT Asuransi Brinjin Sejahtera Atitakmur	5.162	726	-	5.035	-	-	777	159	291	(22)	777	159	291	(22)	258	258
16	PT Asuransi Buana Independen	195	39	15	145	-	-	33	248	128	258	33	248	128	258	258	258
17	PT Asuransi Umum Bumpuitera Muda 1967	27.818	9.027	-	1.166	-	-	-	17.625	8.529	8.550	-	17.625	8.529	8.550	17.604	17.604
18	PT Asuransi Central Asia	-	-	-	-	-	-	-	-	-	-	-	-	-	-	-	-
19	PT Asuransi Umum BCA (d/ft PT Central Sejahtera)	4.697	164	3	291	-	-	1.509	227	2.960	1.917	227	2.960	1.917	1.917	1.153	1.153
20	PT Citra International Underwriters	99.755	1.351	-	1.088	85.781	10.822	3.536	4.249	161	891	3.536	4.249	161	891	3.519	3.519
21	PT Asuransi Eka Lloyd Jaya	-	-	-	-	-	-	-	-	-	-	-	-	-	-	-	-
22	PT Asuransi Eka Lloyd Jaya	-	-	-	-	-	-	-	-	-	-	-	-	-	-	-	-
23	PT Asuransi Ekspor Indonesia (Persero)	-	-	-	-	-	-	-	-	-	-	-	-	-	-	-	-
24	PT Asuransi Harta Aman Pratama Tbk.	-	-	-	-	-	-	-	-	-	-	-	-	-	-	-	-
25	PT Asuransi Himalaya Pelindung	270	32	-	852	41	-	261	(395)	-	89	261	(395)	-	89	(484)	(484)
26	PT Asuransi FPG Indonesia (d/ft Asuransi Indrapuri)	17.683	6.260	-	585	-	-	5	10.843	3.084	4.462	5	10.843	3.084	4.462	9.466	9.466
27	PT Asuransi Inta Asia	15.137	496	-	14.900	-	-	798	539	40	672	798	539	40	672	(93)	(93)
28	PT MNC Asuransi Indonesia (d/ft Asuransi Jamind)	-	-	-	-	-	-	-	-	-	-	-	-	-	-	-	-
29	PT Asuransi Jasa Indonesia (Persero)	123.711	40.011	-	18.915	15.205	-	5.476	135.078	31.527	21.920	5.476	135.078	31.527	21.920	144.686	144.686
30	PT Asuransi Jasa Raharja Putera	4.836	192	1	1.504	1.725	-	430	(215)	555	847	430	(215)	555	847	1.315	1.315
31	PT Asuransi Jasa Tania Tbk.	87	18	-	55	-	-	19	33	23	33	19	33	23	33	24	(215)
32	PT Lippo General Insurance Tbk.	4.220	91	18	3.565	-	-	482	1.060	30	272	482	1.060	30	272	818	818
33	PT Malacca Trust Wuvungan Insurance (d/ft PT A)	-	-	-	-	-	-	-	-	-	-	-	-	-	-	-	-
34	PT Asuransi Umum Mega	-	-	-	-	-	-	-	-	-	-	-	-	-	-	-	-
35	PT Asuransi Umum Mega	-	-	-	-	-	-	-	-	-	-	-	-	-	-	-	-
36	PT Asuransi Mitra Mekar	1.816	3.312	-	583	855	-	3.690	1.429	1.638	3.481	3.690	1.429	1.638	3.481	5.057	5.057
37	PT Asuransi Mitra Mekar	469	84	-	328	57	1	109	108	10	20	109	108	10	20	98	98
38	PT Asuransi Multi Artha Guna	-	-	-	-	-	-	-	-	-	-	-	-	-	-	-	-
39	PT Pan Pacific Insurance (d/ft PT Asuransi Jaya In)	-	-	-	-	-	-	-	-	-	-	-	-	-	-	-	-
40	PT Panin Insurance	-	-	-	-	-	-	-	-	-	-	-	-	-	-	-	-
41	PT Asuransi Parolamas	-	-	-	-	-	-	-	-	-	-	-	-	-	-	-	-
42	PT Asuransi Purna Atanugraha	4.939	521	973	350	685	58	16	4.335	1.164	441	16	4.335	1.164	441	5.057	5.057
43	PT Asuransi Raksa Pratikara	-	-	-	-	-	-	-	-	-	-	-	-	-	-	-	-
44	PT Asuransi Rama Satria Wibawa	-	-	-	-	-	-	-	-	-	-	-	-	-	-	-	-
45	PT Asuransi Ramayana Tbk.	13.557	2.390	10	5.350	2.602	-	1.634	4.859	1.227	2.200	1.634	4.859	1.227	2.200	3.886	3.886
46	PT Asuransi Rava	-	-	-	-	-	-	-	-	-	-	-	-	-	-	-	-
47	PT Asuransi Receptal	865	33	-	5	-	-	1	918	69	691	1	918	69	691	295	295
48	PT Asuransi Reliance Indonesia	298	75	-	-	16	-	3	211	2	-	3	211	2	-	213	213

NO NO	NAMA PERUSAHAAN NAME OF COMPANY	POS LANGSUNG DIRECT BUSINESS	REASURANSI DAN KOMISI / REINSURANCE AND COMMISSION										CADANGAN PREMI PREMIUM RESERVE		PENDAPATAN PREMI INCOME PREMIUM		
			(1)	(2)	(3)	(4)	(5)	(6)	(7)	(8)	(9)	(10)	(11)	(12)		(13)	(14)
			KOMISI COMMISSION	DALAM NEGERI DOMESTIC	ASEAN ASEAN	LAINNYA OTHER	KOMISI COMMISSION	DALAM NEGERI DOMESTIC	ASEAN ASEAN	LAINNYA OTHER	KOMISI COMMISSION	PREMI NETO NET PREMIUM	TAHUN LALU PREVIOUS YEAR	TAHUN CURRENT YEAR			
49	PT Sarana Lindung Upaya	-	-	-	-	-	-	-	-	-	-	-	-	-	-	-	-
50	PT Asuransi Sinar Mas	176.897	2.481	133	34	5.825	161.102	1.604	809	6.793	2.732	2.644	6.881				
51	Maskapai Asuransi Sontwells	-	-	-	-	-	-	-	-	-	-	-	-	-	-	-	-
52	PT Asuransi Sumit Oto	-	-	-	-	-	-	-	-	-	-	-	-	-	-	-	-
53	PT Slaco Mandiri (d/h PT Slaco Jasa Pratama)	-	-	-	-	-	-	-	-	-	-	-	-	-	-	-	-
54	PT Asuransi Tri Pakarta	-	-	-	-	-	-	-	-	-	-	-	-	-	-	-	-
55	PT Asuransi Tugu Kresna Pratama	-	-	-	-	-	-	-	-	-	-	-	-	-	-	-	-
56	PT Tugu Pratama Indonesia	86.843	4.288	1.219	4.440	24.158	37.367	13.936	13.819	42.987	13.289	15.442	40.814				
57	PT Victoria Insurance (d/h PT Asuransi Umum Cer	29	-	11	-	24	-	-	-	-	15	21	67				
58	PT Asuransi Vidi (d/h PT Asuransi Fadent Mahko	1.595	942	-	-	254	-	-	-	-	70	468	0	46	422		
59	PT Asuransi Wahana Tata	13.213	795	41	10	4.428	1.930	6.091	1.896	1.897	1.21	1.819	1.819				
60	PT Asuransi Mitra Peleindung Mustika	-	-	-	-	-	-	-	-	-	-	-	-	-	-	-	-
61	PT Asuransi Umum Panin**	-	-	-	-	-	-	-	-	-	-	-	-	-	-	-	-
62	PT Asuransi Cakrawala Proteksi Indonesia	163	32	-	-	137	-	-	-	-	33	26	-	7	20		
63	PT Asuransi Simas Net	-	-	-	-	-	-	-	-	-	-	-	-	-	-	-	-
64	PT Asuransi ASEI Indonesia	-	-	-	-	-	-	-	-	-	-	-	-	-	-	-	-
65	PT Ace Java Proteksi (d/h PT Asuransi Jaya Prote	63.236	7.745	3.287	908	2.776	33.881	4.935	26.521	18.327	17.757	27.091					
66	PT Asuransi Karyamas Sentralindo *)	-	-	-	-	-	-	-	-	-	-	-	-	-	-	-	-
67	PT Asuransi Puri Ashi **)	-	-	-	-	-	-	-	-	-	-	-	-	-	-	-	-
68	PT Asuransi Wananekar Handayani **)	-	-	-	-	-	-	-	-	-	-	-	-	-	-	-	-
69	PT Aseel Reasuransi Indonesia	(11.087)	(2.014)	(2.614)	172	(8.480)	-	-	-	-	(1.502)	(4.900)	(1.870)	(1.008)	(5.763)		
	<b>JUMLAH / SUB TOTAL</b>	<b>601.538</b>	<b>27.144</b>	<b>6.565</b>	<b>977</b>	<b>100.893</b>	<b>284.023</b>	<b>37.045</b>	<b>31.906</b>	<b>210.898</b>	<b>55.202</b>	<b>70.225</b>	<b>195.875</b>				
<b>PERUSAHAAN ASURANSI UMUM PATUNGAN</b>																	
<b>JOINT VENTURE NON LIFE INSURANCE COMPANIES</b>																	
1	PT ACE Jaya Proteksi (d/h PT Asuransi Jaya Prot	-	-	-	-	-	-	-	-	-	-	-	-	-	-	-	-
2	PT Asuransi Allianz Utama Indonesia	-	-	-	-	-	-	-	-	-	-	-	-	-	-	-	-
3	PT Asuransi Axa Indonesia	12.934	1.154	11	2	3	61	9.496	1.327	3.566	968	1.079	3.434				
4	PT Bess Central Insurance (d/h PT Asuransi AIOI	136	26	-	-	55	31	-	-	-	26	50	8	41	17		
5	PT AIG Insurance Indonesia (d/h PT Charis Insur	155.949	16.494	3.907	7.208	14.435	35.872	160.326	38.032	35.296	24.241	12.128	47.409				
6	PT China Taiping Insurance Indonesia	-	-	-	-	-	-	-	-	-	-	-	-	-	-	-	-
7	PT Meritz Korindo Insurance (d/h PT Asuransi Han	2.156	1	-	-	7	2	1.832	518	832	209	479	561				
8	PT KSK Insurance Indonesia (d/h PT Kurma Insur	871	171	-	-	157	315	263	217	185	66	4	287				
9	PT LIG Insurance Indonesia	107	(31)	-	-	134	369	-	-	-	15	(350)	176	287			
10	PT MAA General Assurance	-	-	-	-	-	-	-	-	-	-	-	-	-	-	-	-
11	PT Asuransi Mandiri Axa General Insurance (d/h P	(53)	(7)	-	-	(64)	(21)	-	-	-	(30)	9	(16)	20	(27)		
12	PT Asuransi MSIG Indonesia	22.223	1.319	15	4	609	839	9.526	1.637	11.577	5.416	5.794	11.199				
13	PT Asuransi Sampo Japan Nipponkoa Indonesia (	9.257	370	52	12	141	5.858	1.229	1.946	3.645	431	2.754	1.321				
14	PT Asuransi OBE Pool Indonesia	41.394	7.764	-	-	274	525	2.455	190	30.566	11.686	15.670	26.582				
15	PT Asuransi Samsung Tugu	9.886	-	-	-	1.100	7.262	3.721	-	-	(2.197)	488	1.726	(3.434)			
16	PT Asuransi Tokio Marine Indonesia	-	-	-	-	-	-	-	-	-	-	-	-	-	-	-	-
17	PT Zurich Insurance Indonesia	34.007	2.322	146	27	2.365	-	31.014	4.531	2.956	1.048	2.208	1.796				
18	PT Asuransi CHUBB Indonesia	-	-	-	-	-	-	-	-	-	-	-	-	-	-	-	-
19	PT Sampo Japan Insurance Indonesia	9.257	370	52	12	141	5.858	1.229	1.946	3.645	431	2.754	1.321				
	<b>JUMLAH / SUB TOTAL</b>	<b>298.123</b>	<b>29.952</b>	<b>4.183</b>	<b>35.872</b>	<b>19.357</b>	<b>21.099</b>	<b>221.092</b>	<b>50.328</b>	<b>89.741</b>	<b>45.778</b>	<b>44.835</b>	<b>90.684</b>				
<b>PERUSAHAAN REASURANSI</b>																	
<b>REINSURANCE COMPANIES</b>																	
1	PT Reasuransi Internasional Indonesia	-	-	-	-	-	-	-	-	-	-	-	-	-	-	-	-
2	PT Maskapai Reasuransi Indonesia	-	-	-	-	-	-	-	-	-	-	-	-	-	-	-	-
3	PT Reasuransi Nasional Indonesia	-	-	27.306	22	14	916	-	-	-	21.694	1.504	3.489	19.709			
4	PT Tugu Reasuransi Indonesia	-	-	-	-	-	-	-	-	-	-	-	-	-	-	-	-
5	PT Reasuransi Malpatk Indonesia	-	-	-	-	-	-	-	-	-	-	-	-	-	-	-	-
	<b>JUMLAH / SUB TOTAL</b>	<b>899.660</b>	<b>57.097</b>	<b>38.054</b>	<b>999</b>	<b>35.872</b>	<b>12.951</b>	<b>286.039</b>	<b>82.234</b>	<b>322.333</b>	<b>102.484</b>	<b>118.549</b>	<b>306.268</b>				

Keterangan / Notes :

\*) Tidak Menyampaikan Laporan / Have Not Submitted Annual Report

\*\*) Pencabutan Izin Usaha / Licenses Have Been Removed

\*\*\*) Pemberian Izin Usaha Baru / New Licenses

Usaha Asuransi Umum & Reasuransi  
Non Life Insurance & Reinsurance Business

TABEL: 2.11.11/TABLE: 2.11.11  
PREMI USAHA ASURANSI UMUM DAN REASURANSI TAHUN 2014  
PREMIUMS OF NON LIFE INSURANCE AND REINSURANCE BUSINESS IN 2014  
Lini Usaha : Kecelakaan Diri & Kesehatan dan Asuransi Jiwa  
Line of Business : Personal Accident & Health and Life Insurance

NO NO	NAMA PERUSAHAAN NAME OF COMPANY	POS LANGSUNG DIRECT BUSINESS	REASURANSI DAN KOMISI / REINSURANCE AND COMMISSION									CADANGAN PREMI PREMIUM RESERVE			PENDAPATAN PREMI INCOME PREMIUM	
			(1)	(2)	(3)	(4)	(5)	(6)	(7)	(8)	(9)	(10)	(11)	(12)		(13)
			KOMISI COMMISSION	DALAM NEGERI DOMESTIC	ASEAN ASEAN	LAINNYA OTHER	KOMISI COMMISSION	DALAM NEGERI DOMESTIC	ASEAN ASEAN	LAINNYA OTHER	KOMISI COMMISSION	PREMI NETO NET PREMIUM	TAHUN LALU PREVIOUS YEAR	TAHUN CURRENT YEAR		
<b>PERUSAHAAN ASURANSI UMUM NASIONAL</b>																
<b>NATIONAL NON LIFE INSURANCE COMPANIES</b>																
1	PT Asuransi Adira Dinamika	487.435	46.721	-	46.180	1.712	-	-	46.180	1.712	15.005	407.827	90.219	226.786	271.260	
2	PT Asuransi Arianindo	44	1	-	34	-	-	-	34	-	10	19	24	7	35	
3	PT Athladrata General Insurance	20.013	38	1	(16)	50	-	-	(16)	50	(4)	19.919	9.371	9.181	20.109	
4	PT Asuransi Asoka Mas	-	-	-	-	-	-	-	-	-	-	-	-	-	-	
5	PT Asuransi Astra Buana	7.992	126	-	2.441	-	-	-	2.441	-	19	5.444	4.084	2.694	6.834	
6	PT Avist General Insurance (d/h PT Asuransi Star	1.057	114	-	764	62	-	-	764	62	120	238	50	99	189	
7	PT Asuransi Bangun Askrida	193.613	62.558	17.051	9.340	190	-	-	17.993	190	2.467	123.051	119.987	100.796	142.242	
8	PT Falirax Insurance Indonesia (d/h Batavia Mitrat	164	10	-	9	64	-	-	9	64	8	79	(76)	-	3	
9	PT Berkadi Insurance	1.700	-	-	367	-	-	-	367	-	-	1.333	446	176	1.603	
10	PT Asuransi Bhakti Bhayangkara	37.048	13.268	1.007	59	-	-	-	59	-	157	24.370	(1.678)	1.031	21.661	
11	PT Asuransi Bima Dana Atria TBK	275.841	27.128	1	817	-	-	-	817	-	187	246.066	96.365	92.074	252.377	
12	PT Asuransi Bimaghiva Upakara	-	-	-	-	-	-	-	-	-	-	-	-	-	-	
13	PT Asuransi Bintang Tbk	1.284	76	-	86	25	-	-	86	25	46	1.066	422	539	949	
14	PT Asuransi Bosowa Periskop	60.590	15.658	-	11.235	-	-	-	11.235	-	33	33.730	18.929	12.208	40.451	
15	PT Asuransi Brinjin Sejahtera Atitamakmur	34.419	2.434	(3)	12.028	-	-	-	12.028	-	1.202	21.156	3.395	502	24.049	
16	PT Asuransi Buana Independent	676	143	24	42	21	-	-	42	21	-	318	302	201	419	
17	PT Asuransi Umum Bumpuitera Muda 1967	207.535	46.241	1.714	242	-	-	-	4.783	-	482	158.465	89.288	55.715	192.039	
18	PT Asuransi Central Asia	-	-	-	-	-	-	-	-	-	-	-	-	-	-	
19	PT Asuransi Umum BCA (d/h PT Central Sejahtera	2.200	127	-	1.951	-	-	-	1.951	-	487	609	197	227	579	
20	PT Citra International Underwriters	10.245	837	-	4.159	-	-	-	4.159	-	735	4.161	23.344	9.100	18.404	
21	PT Asuransi Davin Mitra Tbk	-	-	-	-	-	-	-	-	-	-	-	-	-	-	
22	PT Asuransi Eka Lloyd Jaya	3.467	1.310	-	499	-	-	-	499	-	91	1.748	576	332	1.991	
23	PT Asuransi Ekspor Indonesia (Persero)	-	-	-	-	-	-	-	-	-	-	-	-	-	-	
24	PT Asuransi Harta Aman Pratama Tbk	7.519	6.059	11	2.866	2.345	-	-	2.866	2.345	39	(3.699)	136	(1.480)	(2.084)	
25	PT Asuransi Himalaya Pelindung	9.804	2.403	(0)	47	15	-	-	47	15	5	7.344	-	1.654	5.690	
26	PT Asuransi FPG Indonesia (d/h Asuransi Indrapui	45.584	6.923	-	42.089	(0)	-	-	42.089	(0)	9.305	14.924	3.447	5.376	12.894	
27	PT Asuransi Inta Asia	3.994	1.706	1.870	1.675	-	-	-	1.675	-	-	2.283	941	543	2.881	
28	PT MNC Asuransi Indonesia (d/h Asuransi Jamind	1.425	141	-	1.242	-	-	-	1.242	-	195	237	50	151	135	
29	PT Asuransi Jasa Indonesia (Persero)	100.315	14.806	329	196	-	-	-	10.150	-	4.060	79.551	30.992	31.950	78.594	
30	PT Asuransi Jasa Raharja Putera	14.831	3.312	-	970	-	-	-	970	-	84	10.634	1.384	8.488	3.530	
32	PT Asuransi Kredit Indonesia (Persero)	-	-	-	-	-	-	-	-	-	-	-	-	-	-	
33	PT Lippo General Insurance Tbk	526.463	49.836	-	1.273	1.118	-	-	1.273	1.118	179	474.415	147.128	168.147	453.396	
34	PT Malacca Trust Wuvungun Insurance (d/h PT A	7.617	2.080	-	180	-	-	-	180	-	63	5.421	4.189	3.378	6.231	
35	PT Asuransi Umum Mega	323.965	18.538	4	1.443	-	-	-	1.443	-	25	304.211	74.119	96.979	281.351	
36	PT Asuransi Mega Pratama	-	-	-	-	-	-	-	-	-	-	-	-	-	-	
37	PT Asuransi Mitra Mapatya	47.841	-	0	23.840	133	-	-	23.840	133	-	23.868	495	11.937	12.426	
38	PT Asuransi Multi Artha Guna	168.782	5.977	-	1.157	590	-	-	1.157	590	234	161.283	16.830	16.605	161.508	
39	PT Pan Pacific Insurance (d/h PT Asuransi Jaya In	137.469	-	-	843	-	-	-	843	-	-	136.625	39.995	26.416	150.205	
40	PT Panin Insurance	-	-	-	-	-	-	-	-	-	-	-	-	-	-	
41	PT Asuransi Parolamas	15.716	4.758	-	19.287	-	-	-	19.287	-	3.318	(5.011)	14.459	11.670	(2.222)	
42	PT Asuransi Purna Arvanugraha	33.008	6.010	4	1.646	-	-	-	1.646	967	20	24.408	2.236	1.343	25.301	
43	PT Asuransi Raksa Pratikara	-	-	-	-	-	-	-	-	-	-	-	-	-	-	
44	PT Asuransi Rama Satria Wibawa	-	-	-	-	-	-	-	-	-	-	-	-	-	-	
45	PT Asuransi Ramayana Tbk	13.355	1.868	48	21	825	-	-	2.660	825	731	8.760	2.065	1.862	8.963	
46	PT Asuransi Rava	-	-	-	-	-	-	-	-	-	-	-	-	-	-	
47	PT Asuransi Recapital	1.636	723	-	-	-	-	-	-	-	-	913	56	1	969	
48	PT Asuransi Reliance Indonesia	327.805	25.615	-	-	-	-	-	-	-	-	302.215	92.452	85.142	309.525	

NO NO	NAMA PERUSAHAAN NAME OF COMPANY	POS DIRECT BUSINESS	REASURANSI DAN KOMISI / REINSURANCE AND COMMISSION										CADANGAN PREMI PREMIUM RESERVE		PENDAPATAN PREMI INCOME PREMIUM	
			(1)	(2)	(3)	(4)	(5)	(6)	(7)	(8)	(9)	(10)	(11)	(12)		(13)
			INWARD					OUTWARD								
			KOMISI COMMISSION	DALAM NEGERI DOMESTIC	ASEAN ASEAN	LAINNYA OTHER	KOMISI COMMISSION	DALAM NEGERI DOMESTIC	ASEAN ASEAN	LAINNYA OTHER	KOMISI COMMISSION	PREMI NETO NET PREMIUM	TAHUN LALU PREVIOUS YEAR	TAHUN CURRENT YEAR		
49	PT Sarana Lindung Upaya	-	-	-	-	-	-	-	-	-	-	-	-	-	-	-
50	PT Asuransi Sinar Mas	652.847	21.106	11.014	-	-	19	(0)	4.042	1.764	-	636.930	237.982	113.441	761.471	
51	PT Maskapai Asuransi Sorwelis	51	-	-	-	-	-	23	-	-	-	28	(0)	-	27	
52	PT Asuransi Summit Oto	-	0	-	-	-	-	-	-	-	-	(0)	-	-	(0)	
53	PT Slaco Mandiri (d/h PT Slaco Jasa Pratama)	-	-	-	-	-	-	-	-	-	-	-	-	-	-	
54	PT Asuransi Tri Pakarta	-	-	-	-	-	-	-	-	-	-	-	-	-	-	
55	PT Asuransi Tugu Kresna Pratama	-	-	-	-	-	-	-	-	-	-	-	-	-	-	
56	PT Tugu Pratama Indonesia	17.070	2.854	1.938	-	-	200	1.102	180	-	306	14.977	16.171	8.244	22.905	
57	PT Victoria Insurance (d/h PT Asuransi Umum Cer	2.343	-	-	-	-	-	41	-	-	-	2.301	219	1.092	1.428	
58	PT Asuransi Vidi (d/h PT Asuransi Fadent Mahko	1.993	1.148	84	-	-	29	114	-	-	37	822	19	57	784	
59	PT Asuransi Wahana Tata	3.515	624	37.348	-	-	7.393	602	-	-	181	32.426	944	10	33.360	
60	PT Asuransi Mitra Peleindung Mustika	14.655	603	-	-	-	-	5.737	623	-	1.423	9.114	-	6.774	2.340	
61	PT Asuransi Umum Panin**	-	-	-	-	-	-	-	-	-	-	-	-	-	-	
62	PT Asuransi Cakrawala Proteksi Indonesia	12	3	-	-	-	-	-	-	-	-	-	-	-	-	
63	PT Asuransi Simas Net	-	-	-	-	-	-	-	-	-	-	-	-	-	-	
64	PT Asuransi ASET Indonesia	329	39	101	-	-	-	247	-	-	62	206	677	677	206	
65	PT Ace Java Proteksi (d/h PT Asuransi Jaya Prote	245.936	48.108	3.248	-	-	704	14.256	17	94.957	66.976	158.119	45.567	40.999	162.886	
66	PT Asuransi Karyamas Sentralindo *)	-	-	-	-	-	-	-	-	-	-	-	-	-	-	
67	PT Asuransi Puri Ashi **)	-	-	-	-	-	-	-	-	-	-	-	-	-	-	
68	PT Asuransi Wanamekar Handayani **)	-	-	-	-	-	-	-	-	-	-	-	-	-	-	
69	PT Aset Reasuransi Indonesia	1.957	356	461	-	-	30	1.493	-	-	265	804	330	178	957	
<b>JUMLAH / SUB TOTAL</b>			<b>4.585.345</b>	<b>713.978</b>	<b>136.175</b>	<b>69</b>	<b>6.952</b>	<b>38.970</b>	<b>396.026</b>	<b>25.922</b>	<b>40.823</b>	<b>87.359</b>	<b>3.600.479</b>	<b>1.139.281</b>	<b>1.165.712</b>	<b>3.574.048</b>
<b>PERUSAHAAN ASURANSI UMUM PATUNGAN</b>																
<b>JOINT VENTURE NON LIFE INSURANCE COMPANIES</b>																
1	PT ACE Jaya Proteksi (d/h PT Asuransi Jaya Prot	-	-	-	-	-	-	-	-	-	-	-	-	-	-	-
2	PT Asuransi Allianz Utama Indonesia	-	-	-	-	-	-	-	-	-	-	-	-	-	-	-
3	PT Asuransi Axa Indonesia	182.199	24.951	4.303	-	-	1.316	75.598	-	40.707	29.104	73.635	17.909	26.807	64.738	
4	PT Bess Central Insurance (d/h PT Asuransi AIOI	67.059	4.888	-	-	-	-	1.320	132	59.363	8.956	10.412	4.489	6.368	8.514	
5	PT AIG Insurance Indonesia (d/h PT Charis Insur	135.269	27.437	8	-	-	2.077	189	-	7.502	168	101.660	28.316	25.854	104.122	
6	PT China Taiping Insurance Indonesia	-	-	-	-	-	-	-	-	-	-	-	-	-	-	
7	PT Meritz Korindo Insurance (d/h PT Asuransi Han	180	-	41	-	-	13	103	0	51	28	80	70	316	(166)	
8	PT KSK Insurance Indonesia (d/h PT Kurma Insur	24.472	2.558	-	-	-	36	12.021	10.052	4.347	1.667	438	1.667	438	5.576	
9	PT LIG Insurance Indonesia	260	(203)	-	-	-	-	1.404	-	-	406	535	6.759	2.463	3.761	
10	PT MAA General Assurance	-	-	-	-	-	-	-	-	-	-	-	-	-	-	
11	PT Asuransi Mandiri Axa General Insurance (d/h P	115.940	39.207	-	-	-	-	41	-	-	-	76.691	25.315	84.482	17.526	
12	PT Asuransi MSIG Indonesia	16.577	370	477	-	-	148	-	-	6.183	1.246	1.588	3.347	4.495	10.451	
13	PT Asuransi Sampo Japan Nipponkoa Indonesia (	3.837	204	-	-	-	-	1.909	86	75	638	2.201	524	1.913	812	
14	PT Asuransi OBE Pool Indonesia	5.153	1.034	-	-	-	-	33	-	214	-	3.872	1.331	1.951	3.252	
15	PT Asuransi Samsung Tugu	20.751	-	1.200	-	-	-	4.956	1.996	293	-	14.705	5.247	5.919	14.033	
16	PT Asuransi Tokio Marine Indonesia	-	-	-	-	-	-	-	-	-	-	-	-	-	-	
17	PT Zurich Insurance Indonesia	-	-	-	-	-	-	-	-	-	-	-	-	-	-	
18	PT Asuransi CHUBB Indonesia	-	-	-	-	-	-	-	-	-	-	-	-	-	-	
19	PT Sampo Japan Insurance Indonesia	3.837	204	-	-	-	-	1.909	86	75	638	2.201	524	1.913	812	
<b>JUMLAH / SUB TOTAL</b>			<b>684.810</b>	<b>132.221</b>	<b>22.168</b>	<b>40</b>	<b>9.802</b>	<b>42.082</b>	<b>11.601</b>	<b>198.694</b>	<b>84.075</b>	<b>396.693</b>	<b>125.120</b>	<b>153.555</b>	<b>368.258</b>	
<b>PERUSAHAAN REASURANSI</b>																
<b>REINSURANCE COMPANIES</b>																
1	PT Reasuransi International Indonesia	-	-	114.550	-	-	39.368	2	488	4.880	3.572	73.385	12.203	34.765	50.823	
2	PT Maskapai Reasuransi Indonesia	-	-	35.060	289	-	-	-	3.319	-	-	18.475	2.215	19.117	1.573	
3	PT Reasuransi Nasional Indonesia	-	-	-	-	-	-	-	-	-	-	-	-	-	-	
4	PT Tugu Reasuransi Indonesia	-	-	-	-	-	-	-	-	-	-	-	-	-	-	
5	PT Reasuransi Maipark Indonesia	-	-	-	-	-	-	-	-	-	-	-	-	-	-	
<b>JUMLAH / SUB TOTAL</b>			<b>5.270.155</b>	<b>846.199</b>	<b>251.146</b>	<b>69</b>	<b>6.992</b>	<b>87.429</b>	<b>438.142</b>	<b>40.366</b>	<b>246.712</b>	<b>176.709</b>	<b>4.046.224</b>	<b>1.280.828</b>	<b>1.333.685</b>	<b>3.993.367</b>

Keterangan / Notes :

\*) Tidak Menyampaikan Laporan / Have Not Submitted Annual Report

\*\*) Pencabutan Izin Usaha / Licenses Have Been Removed

\*\*\*) Pemberian Izin Usaha Baru / New Licenses

Usaha Asuransi Umum & Reasuransi  
Non Life Insurance & Reinsurance Business

TABEL- 2.11.12/TABLE: 2.11.12  
PREMI USAHA ASURANSI UMUM DAN REASURANSI TAHUN 2014  
PREMIUMS OF NON LIFE INSURANCE AND REINSURANCE BUSINESS IN 2014  
Lini Usaha : Kredit  
Line of Business : Credit

NO NO	NAMA PERUSAHAAN NAME OF COMPANY	POS LANGSUNG DIRECT BUSINESS	REASURANSI DAN KOMISI / REINSURANCE AND COMMISSION						CADANGAN PREMI PREMIUM RESERVE			PENDAPATAN PREMI INCOME PREMIUM						
			(1)	(2)	(3)	(4)	(5)	(6)	(7)	(8)	(9)		(10)	(11)	(12)	(13)	(14)	(15)
			DALAM NEGERI DOMESTIC	KOMISI COMMISSION	DALAM NEGERI DOMESTIC	ASEAN ASEAN	LAINNYA OTHER	KOMISI COMMISSION	DALAM NEGERI DOMESTIC	ASEAN ASEAN	LAINNYA OTHER	ASEAN ASEAN	ASEAN ASEAN	ASEAN ASEAN	ASEAN ASEAN	ASEAN ASEAN	ASEAN ASEAN	ASEAN ASEAN
<b>PERUSAHAAN ASURANSI UMUM NASIONAL</b>																		
<b>NATIONAL NON LIFE INSURANCE COMPANIES</b>																		
1	PT Asuransi Adira Dinamika	-	-	-	-	-	-	-	-	-	-	-	-	-	-	-	-	-
2	PT Asuransi Aetando	-	-	-	-	-	-	-	-	-	-	-	-	-	-	-	-	-
3	PT Aetadigraha General Insurance	-	-	-	-	-	-	-	-	-	-	-	-	-	-	-	-	-
4	PT Asuransi Asoka Mas	-	-	-	-	-	-	-	-	-	-	-	-	-	-	-	-	-
5	PT Asuransi Astra Buana	-	-	-	-	-	-	-	-	-	-	-	-	-	-	-	-	-
6	PT Avist General Insurance (d/h PT Asuransi Sinar)	-	-	-	-	-	-	-	-	-	-	-	-	-	-	-	-	-
7	PT Asuransi Bangun Askrida	1.282.583	396.049	33	-	-	-	-	2	104.186	-	-	-	28.967	811.345	431.551	626.912	615.985
8	PT Falirax Insurance Indonesia (d/h Batavia Mirat)	-	-	-	-	-	-	-	-	-	-	-	-	-	-	-	-	-
9	PT Bendikard Insurance	-	-	-	-	-	-	-	-	-	-	-	-	-	-	-	-	-
10	PT Asuransi Bhakti Bhayangkara	-	-	-	-	-	-	-	-	-	-	-	-	-	-	-	-	-
11	PT Asuransi Bina Dana Arta Tbk.	-	-	-	-	-	-	-	-	-	-	-	-	-	-	-	-	-
12	PT Asuransi Bhagirahya Upakara	-	-	-	-	-	-	-	-	-	-	-	-	-	-	-	-	-
13	PT Asuransi Bintang Tbk.	-	-	-	-	-	-	-	-	-	-	-	-	-	-	-	-	-
14	PT Asuransi Bosowa Periskop	-	-	-	-	-	-	-	-	-	-	-	-	-	-	-	-	-
15	PT Asuransi Brinjin Sejahtera Aitamakmur	-	-	-	-	-	-	-	-	-	-	-	-	-	-	-	-	-
16	PT Asuransi Buana Independent	-	-	-	-	-	-	-	-	-	-	-	-	-	-	-	-	-
17	PT Asuransi Umum Bumpuatera Muda 1967	6.947	1.587	211	-	-	-	3.822	531	-	-	-	-	144	1.362	10.727	13.938	(1.849)
18	PT Asuransi Central Asia	-	-	-	-	-	-	-	-	-	-	-	-	-	-	-	-	-
19	PT Asuransi Umum BCA (d/h PT Central Sejahtera)	-	-	-	-	-	-	-	-	-	-	-	-	-	-	-	-	-
20	PT Citra International Underwriters	-	-	-	-	-	-	-	-	-	-	-	-	-	-	-	-	-
21	PT Asuransi Davin Mitra Tbk.	-	-	-	-	-	-	-	-	-	-	-	-	-	-	-	-	-
22	PT Asuransi Eka Lloyd Jaya	-	-	-	-	-	-	-	-	-	-	-	-	-	-	-	-	-
23	PT Asuransi Harta Aman Pratama Tbk.	-	-	-	-	-	-	-	-	-	-	-	-	-	-	-	-	-
24	PT Asuransi Harta Aman Pratama Tbk.	-	-	-	-	-	-	-	-	-	-	-	-	-	-	-	-	-
25	PT Asuransi Himalaya Pelindung	-	-	-	-	-	-	-	-	-	-	-	-	-	-	-	-	-
26	PT Asuransi FPG Indonesia (d/h Asuransi Indrapuri)	-	-	-	-	-	-	-	-	-	-	-	-	-	-	-	-	-
27	PT Asuransi Ima Asia	-	-	-	-	-	-	-	-	-	-	-	-	-	-	-	-	-
28	PT MNC Asuransi Indonesia (d/h Asuransi Jamind)	-	-	-	-	-	-	-	-	-	-	-	-	-	-	-	-	-
29	PT Asuransi Jasa Indonesia (Persero)	-	-	-	-	-	-	-	-	-	-	-	-	-	-	-	-	-
30	PT Asuransi Jasa Raharja Putera	4.967	719	268	-	-	-	94	86	1	3	-	-	31	4.364	666	1.533	3.497
31	PT Asuransi Jasa Tania Tbk.	-	-	-	-	-	-	-	-	-	-	-	-	-	-	-	-	-
32	PT Asuransi Kredit Indonesia (Persero)	1.884.002	117.159	-	-	-	-	4.212	299.274	-	-	-	-	35.976	1.499.232	630.506	761.755	1.367.983
33	PT Lippo General Insurance Tbk.	-	-	-	-	-	-	-	-	-	-	-	-	-	-	-	-	-
34	PT Malacca Tulus Wuwungan Insurance (d/h PT A	-	-	-	-	-	-	-	-	-	-	-	-	-	-	-	-	-
35	PT Asuransi Umum Mega	-	-	-	-	-	-	-	-	-	-	-	-	-	-	-	-	-
36	PT Asuransi Mega Pratama	-	-	-	-	-	-	-	-	-	-	-	-	-	-	-	-	-
37	PT Asuransi Mitra Mepartya	-	-	-	-	-	-	-	-	-	-	-	-	-	-	-	-	-
38	PT Asuransi Multi Artha Guna	-	-	-	-	-	-	-	-	-	-	-	-	-	-	-	-	-
39	PT Pan Pacific Insurance (d/h PT Asuransi Jaya In	-	-	-	-	-	-	-	-	-	-	-	-	-	-	-	-	-
40	PT Panin Insurance	-	-	-	-	-	-	-	-	-	-	-	-	-	-	-	-	-
41	PT Asuransi Parolamas	-	-	-	-	-	-	-	-	-	-	-	-	-	-	-	-	-
42	PT Asuransi Purna Atanugraha	-	-	-	-	-	-	-	-	-	-	-	-	-	-	-	-	-
43	PT Asuransi Raksa Pratikara	-	-	-	-	-	-	-	-	-	-	-	-	-	-	-	-	-
44	PT Asuransi Rama Satria Wibawa	-	-	-	-	-	-	-	-	-	-	-	-	-	-	-	-	-
45	PT Asuransi Ramayana Tbk.	-	-	-	-	-	-	-	-	-	-	-	-	-	-	-	-	-
46	PT Asuransi Raya	-	-	-	-	-	-	-	-	-	-	-	-	-	-	-	-	-
47	PT Asuransi Recapital	-	-	-	-	-	-	-	-	-	-	-	-	-	-	-	-	-
48	PT Asuransi Reliance Indonesia	-	-	-	-	-	-	-	-	-	-	-	-	-	-	-	-	-

NO NO	NAMA PERUSAHAAN NAME OF COMPANY	POS LANGSUNG DIRECT BUSINESS	REASURANSI DAN KOMISI / REINSURANCE AND COMMISSION										CADANGAN PREMI PREMIUM RESERVE		
			INWARD					OUTWARD					TAHUN PREVIOUS YEAR	TAHUN CURRENT YEAR	PENDAPATAN PREMI INCOME PREMIUM
(1)	(2)	(3)	(4)	(5)	(6)	(7)	(8)	(9)	(10)	(11)	(12)	(13)	(14)	(15)	(16)
49	PT Sarana Lindung Upaya	-	-	-	-	-	-	-	-	-	-	-	-	-	-
50	PT Asuransi Sinar Mas	-	64.504	-	-	-	1.777	-	-	-	-	(66.282)	-	-	(66.282)
51	PT Maskapai Asuransi Sorwelis	-	-	-	-	-	-	-	-	-	-	-	-	-	-
52	PT Asuransi Sumit Oto	-	-	-	-	-	-	-	-	-	-	-	-	-	-
53	PT Slaco Mandiri (d/h PT Slaco Jasa Pratama)	-	-	-	-	-	-	-	-	-	-	-	-	-	-
54	PT Asuransi Tri Pakarta	-	-	-	-	-	-	-	-	-	-	-	-	-	-
55	PT Asuransi Tugu Kresna Pratama	-	-	-	-	-	-	-	-	-	-	-	-	-	-
56	PT Tugu Pratama Indonesia	-	-	-	-	-	-	-	-	-	-	-	-	-	-
57	PT Victoria Insurance (d/h PT Asuransi Umum Cer	-	-	-	-	-	-	-	-	-	-	-	-	-	-
58	PT Asuransi Vidi (d/h PT Asuransi Fadent Mahko	-	-	-	-	-	-	-	-	-	-	-	-	-	-
59	PT Asuransi Wahana Tata	-	-	-	-	-	-	-	-	-	-	-	-	-	-
60	PT Asuransi Mitra Peleindung Mustika	-	-	-	-	-	-	-	-	-	-	-	-	-	-
61	PT Asuransi Umum Panin**	-	-	-	-	-	-	-	-	-	-	-	-	-	-
62	PT Asuransi Cakrawala Proteksi Indonesia	-	-	-	-	-	-	-	-	-	-	-	-	-	-
63	PT Asuransi Simas Net	-	-	-	-	-	-	-	-	-	-	-	-	-	-
64	PT Asuransi ASEI Indonesia	8.656	1.060	-	-	-	-	4.525	-	-	1.357	4.428	60.334	60.334	4.428
65	PT Ace Jaya Proteksi (d/h PT Asuransi Jaya Prote	-	-	-	-	-	-	-	-	-	-	-	-	-	-
66	PT Asuransi Karyamas Sentralindo *)	-	-	-	-	-	-	-	-	-	-	-	-	-	-
67	PT Asuransi Puri Ashi **)	-	-	-	-	-	-	-	-	-	-	-	-	-	-
68	PT Asuransi Wanamekar Handayani **)	-	-	-	-	-	-	-	-	-	-	-	-	-	-
69	PT Asej Reasuransi Indonesia	161.154	5.498	-	-	-	-	51.888	-	-	15.125	118.894	9.104	60.334	67.664
<b>JUMLAH / SUB TOTAL</b>			<b>2.299.484</b>	<b>263.969</b>	<b>8.887</b>	<b>2.429</b>	<b>151.147</b>	<b>1.351</b>	<b>8.084</b>	<b>40.643</b>	<b>1.922.035</b>	<b>310.669</b>	<b>1.012.029</b>	<b>1.220.875</b>	
<b>PERUSAHAAN ASURANSI UMUM PATUNGAN</b>															
<i>JOINT VENTURE NON LIFE INSURANCE COMPANIES</i>															
1	PT ACE Jaya Proteksi (d/h PT Asuransi Jaya Prot	-	-	-	-	-	-	-	-	-	-	-	-	-	-
2	PT Asuransi Allianz Utama Indonesia	-	-	-	-	-	-	-	-	-	-	-	-	-	-
3	PT Asuransi Axa Indonesia	-	-	-	-	-	-	-	-	-	-	-	-	-	-
4	PT Bess Central Insurance (d/h PT Asuransi AIOI	-	-	-	-	-	-	-	-	-	-	-	-	-	-
5	PT AIG Insurance Indonesia (d/h PT Charis Insur	-	-	-	-	-	-	-	-	-	-	-	-	-	-
6	PT China Taiping Insurance Indonesia	-	-	-	-	-	-	-	-	-	-	-	-	-	-
7	PT Meritz Korindo Insurance (d/h PT Asuransi Han	-	-	-	-	-	-	-	-	-	-	-	-	-	-
8	PT KSK Insurance Indonesia (d/h PT Kurma Insur	-	-	-	-	-	-	-	-	-	-	-	-	-	-
9	PT LIG Insurance Indonesia	-	-	-	-	-	-	-	-	-	-	-	-	-	-
10	PT MAA General Assurance	-	-	-	-	-	-	-	-	-	-	-	-	-	-
11	PT Asuransi Mandiri Axa General Insurance (d/h P	-	-	-	-	-	-	-	-	-	-	-	-	-	-
12	PT Asuransi MSIG Indonesia	-	-	-	-	-	-	-	-	-	-	-	-	-	-
13	PT Asuransi Sampo Japan Nipponkoa Indonesia (	-	-	-	-	-	-	-	-	-	-	-	-	-	-
14	PT Asuransi OBE Pool Indonesia	-	-	-	-	-	-	-	-	-	-	-	-	-	-
15	PT Asuransi Samsung Tugu	-	-	-	-	-	-	-	-	-	-	-	-	-	-
16	PT Asuransi Tokio Marine Indonesia	-	-	-	-	-	-	-	-	-	-	-	-	-	-
17	PT Zurich Insurance Indonesia	-	-	-	-	-	-	-	-	-	-	-	-	-	-
18	PT Asuransi CHUBB Indonesia	-	-	-	-	-	-	-	-	-	-	-	-	-	-
19	PT Sampo Japan Insurance Indonesia	-	-	-	-	-	-	-	-	-	-	-	-	-	-
<b>JUMLAH / SUB TOTAL</b>			<b>-</b>	<b>-</b>	<b>-</b>	<b>-</b>	<b>-</b>	<b>-</b>	<b>-</b>	<b>-</b>	<b>-</b>	<b>-</b>	<b>-</b>	<b>-</b>	<b>-</b>
<b>PERUSAHAAN REASURANSI</b>															
<i>REINSURANCE COMPANIES</i>															
1	PT Reasuransi Internasional Indonesia	-	-	-	-	-	-	-	-	-	-	-	-	-	-
2	PT Maskapai Reasuransi Indonesia	-	-	-	-	-	-	-	-	-	-	-	-	-	-
3	PT Reasuransi Nasional Indonesia	-	313.072	966	-	-	59.064	65	4.390	-	250.529	44.725	219.678	75.576	
4	PT Tugu Reasuransi Indonesia	-	-	-	-	-	-	-	-	-	-	-	-	-	-
5	PT Reasuransi Maipark Indonesia	-	-	-	-	-	-	-	-	-	-	-	-	-	-
<b>JUMLAH / SUB TOTAL</b>			<b>-</b>	<b>105.936</b>	<b>966</b>	<b>-</b>	<b>38.561</b>	<b>43</b>	<b>3.458</b>	<b>-</b>	<b>64.911</b>	<b>13.591</b>	<b>44.725</b>	<b>33.777</b>	
<b>JUMLAH SELURUHNYA / GRAND TOTAL</b>			<b>2.299.484</b>	<b>263.969</b>	<b>114.823</b>	<b>1.037</b>	<b>40.990</b>	<b>151.190</b>	<b>4.809</b>	<b>8.084</b>	<b>40.643</b>	<b>1.988.946</b>	<b>324.260</b>	<b>1.056.754</b>	<b>1.254.452</b>

Keterangan / Notes :

\*) Tidak Menyampaikan Laporan / Have Not Submitted Annual Report

\*\*) Pencabutan Izin Usaha / Licenses Have Been Removed

\*\*\*) Pemberian Izin Usaha Baru / New Licenses



Usaha Asuransi Umum & Reasuransi  
Non Life Insurance & Reinsurance Business

TABEL- 2.11.13/TABLE: 2.11.13  
PREMI USAHA ASURANSI UMUM DAN REASURANSI TAHUN 2014  
PREMIUMS OF NON LIFE INSURANCE AND REINSURANCE BUSINESS IN 2014  
Lini Usaha : Perjanjian  
Line of Business : Surety/bond

NO NO	NAMA PERUSAHAAN NAME OF COMPANY	POS LANGSUNG DIRECT BUSINESS	REASURANSI DAN KOMISI / REINSURANCE AND COMMISSION										Dalam Jutaan Rupiah In Million Rupiah			
			(1)	(2)	(3)	(4)	(5)	(6)	(7)	(8)	(9)	(10)	(11)	(12)	(13)	(14)
			INWARD					OUTWARD					CADANGAN PREMI PREMIUM RESERVE		PENDAPATAN PREMI INCOME PREMIUM	
			DALAM NEGERI DOMESTIC	KOMISI COMMISSION	DALAM NEGERI DOMESTIC	ASEAN ASEAN	LAINNYA OTHER	KOMISI COMMISSION	DALAM NEGERI DOMESTIC	ASEAN ASEAN	LAINNYA OTHER	KOMISI COMMISSION	PREMI NETO NET PREMIUM	TAHUN LALU PREVIOUS YEAR	TAHUN CURRENT YEAR	PREMI INCOME PREMIUM
<b>PERUSAHAAN ASURANSI UMUM NASIONAL</b>																
<b>NATIONAL NON LIFE INSURANCE COMPANIES</b>																
1	PT Asuransi Adira Dinamika		1	3.657	-	1.449	52.185	-	4.925	4.334	2.149	2.799	2.799	3.685		
2	PT Asuransi Artarindo		136	743	-	742	-	-	136	-	11	23	23	425		
3	PT Athradia General Insurance		82	579	0	270	-	51	342	240	93	93	489			
4	PT Asuransi Asoka Mas		161	1.982	39	28	-	182	1.862	704	117	2.449				
5	PT Asuransi Astra Buana		-	-	-	-	-	-	-	-	-	-	-			
6	PT Avist General Insurance (dih PT Asuransi Sinar		-	-	-	-	-	-	-	-	-	-	-			
7	PT Asuransi Bangun Askrida		1.334	1.587	501	5.974	0	2.050	4.615	1.557	1.846	1.846	4.326			
8	PT Fairfax Insurance Indonesia (dih Batavia Mirat		-	-	-	-	-	-	-	-	-	-	-			
9	PT Berkid Insurance		-	-	-	-	-	-	-	-	-	-	-			
10	PT Asuransi Bhakti Bhayangkara		1.367	303	529	1.186	-	384	1.835	-	4	1.103	731			
11	PT Asuransi Bina Dana Arta Tbk.		-	-	-	-	-	-	-	-	-	-	-			
12	PT Asuransi Bhagirava Upakara		486	782	-	382	-	-	886	201	233	854				
13	PT Asuransi Bimang Tbk.		40	234	49	41	8	43	121	52	76	98				
14	PT Asuransi Bosowa Perisok		11	16.659	-	2.957	-	726	11.407	4	8	11.403				
15	PT Asuransi Brinjin Sejahtera Aitamakmur		216	3.032	-	1.182	-	354	506	4	(75)	585				
16	PT Asuransi Buana Independen		63	3.535	147	2.441	-	901	1.278	1.372	462	2.188				
17	PT Asuransi Umum Bumiputera Muda 1967		19.712	18.785	3.263	4.706	-	1.647	28.913	7.572	5.880	30.605				
18	PT Asuransi Central Asia		-	-	-	-	-	-	-	-	-	-				
19	PT Asuransi Umum BCA (dih PT Central Sejahtera		-	-	-	-	-	-	-	-	-	-				
20	PT Citra International Underwriters		10.245	-	-	4.159	-	1.823	4.263	1.819	1.052	5.029				
21	PT Asuransi Davin Mitra Tbk.		-	-	-	-	-	-	-	-	-	-				
22	PT Asuransi Eka Lloyd Jaya		-	-	-	-	-	-	-	-	-	-				
23	PT Asuransi Ekspor Indonesia (Persero)		-	-	-	-	-	-	-	-	-	-				
24	PT Asuransi Harta Aman Pratama Tbk.		543	2.869	72	59	-	42	2.336	109	935	1.511				
25	PT Asuransi Himalaya Pelindung		12.152	1.121	-	4.553	187	1.292	7.582	514	72	8.023				
26	PT Asuransi FFG Indonesia (dih Asuransi Indrapuri		-	-	-	-	-	-	-	-	-	-				
27	PT Asuransi Imita Asia		121	1.125	-	208	-	63	859	3.772	123	4.509				
28	PT MNC Asuransi Indonesia (dih Asuransi Jamind		-	-	-	-	-	-	-	-	-	-				
29	PT Asuransi Jasa Indonesia (Persero)		117.057	9.458	10.037	22.327	-	5.078	96.817	8.386	10.539	94.664				
30	PT Asuransi Jasa Raharja Putra		108.870	18.318	414	49	45.406	492	1.758	34.527	41.854	59.487				
31	PT Asuransi Jasa Tania Tbk.		7.360	1.471	3.220	4.618	-	1.430	4.760	2.254	531	6.482				
32	PT Asuransi Kredit Indonesia (Persero)		335.091	36.521	13.330	63.552	-	20.995	242.281	112.972	28.546	326.706				
33	PT Lippo General Insurance Tbk.		-	-	-	-	-	-	-	-	-	-				
34	PT Malacca Trust Wuvungan Insurance (dih PT A		-	-	-	-	-	-	-	-	-	-				
35	PT Asuransi Umum Mega		21	29.954	6.916	276	-	1.650	18.594	8.062	7.438	19.218				
36	PT Asuransi Mitra Mapparya		589	37	434	-	-	193	-	-	192	1				
37	PT Asuransi Multi Artha Guna		26	193	575	165	-	223	384	(6)	5	374				
38	PT Asuransi Pan Pacific Insurance (dih PT Asuransi Jaya In		-	-	-	-	-	-	-	-	-	-				
39	PT Asuransi Papin Insurance		-	-	-	-	-	-	-	-	-	-				
40	PT Asuransi Parolamas		389	33.851	2.360	7.156	-	1.754	26.477	2.257	3.166	25.569				
41	PT Asuransi Purna Avianugraha		691	15.251	3.004	1.033	503	128	11.388	3.826	3.400	11.814				
42	PT Asuransi Raksa Pratikara		-	-	-	-	-	-	-	-	-	-				
43	PT Asuransi Rama Satria Wibawa		-	-	-	-	-	-	-	-	-	-				
44	PT Asuransi Ramayana Tbk.		243	41.842	8.607	20.470	129	6.917	19.682	6.309	4.597	21.394				
45	PT Asuransi Rava		59	14.568	55	5.226	-	1.725	11.072	1.352	877	11.547				
46	PT Asuransi Recapital		2	-	-	-	-	-	-	-	-	-				
47	PT Asuransi Reliance Indonesia		-	-	-	-	-	-	-	-	-	-				
48	PT Sarana Lindung Upaya		-	-	-	-	-	-	-	-	-	-				
49	PT Sarana Lindung Upaya		-	-	-	-	-	-	-	-	-	-				

NO NO	NAMA PERUSAHAAN NAME OF COMPANY	POS LANGSUNG DIRECT BUSINESS	REASURANSI DAN KOMISI / REINSURANCE AND COMMISSION										CADANGAN PREMI PREMIUM RESERVE		PENDAPATAN PREMI INCOME PREMIUM	
			(1)	(2)	(3)	(4)	(5)	(6)	(7)	(8)	(9)	(10)	(11)	(12)		(13)
			KOMISI COMMISSION	DALAM NEGERI DOMESTIC	ASEAN ASEAN	LAINNYA OTHER	KOMISI COMMISSION	DALAM NEGERI DOMESTIC	ASEAN ASEAN	LAINNYA OTHER	KOMISI COMMISSION	PREMI NETO NET PREMIUM	TAHUN LALU PREVIOUS YEAR	TAHUN BERLAIAN CURRENT YEAR		
50	PT Asuransi Sinar Mas	72,248	1,950	1,590	27,319	-	-	1,020	-	-	20,776	77,712	15,051	25,279	67,485	
51	PT Maskapai Asuransi Sonwelis	-	-	-	-	-	-	-	-	-	-	-	-	-	-	
52	PT Asuransi Sumit Oto	239	-	76	-	-	-	-	-	-	-	290	120	70	341	
53	PT Slaco Mandiri (d/h PT Slaco Jasa Pratama)	-	-	-	-	-	-	95	-	-	-	-	-	-	-	
54	PT Asuransi Titi Pakaria	9,451	1,289	13,828	-	-	7,394	3,394	200	-	1,183	12,194	1,264	901	12,557	
55	PT Asuransi Tuju Kresna Pratama	813	52	240	-	-	102	378	18	-	0	622	187	263	546	
56	PT Tuju Pratama Indonesia	-	-	-	-	-	-	-	-	-	-	-	-	-	-	
57	PT Victoria Insurance (d/h PT Asuransi Umum Cer	50,065	1,148	(548)	-	-	29	12,637	-	-	37	35,740	7,559	8,885	34,413	
58	PT Asuransi Videt (d/h PT Asuransi Fadenit Mahko	3,255	159	457	-	-	224	2,823	-	-	903	1,409	38	6	1,441	
59	PT Asuransi Wahana Tata	-	-	-	-	-	-	-	-	-	-	-	-	-	-	
60	PT Asuransi Mitra Peleindung Mustika	-	-	-	-	-	-	-	-	-	-	-	-	-	-	
61	PT Asuransi Umum Panin**	-	-	-	-	-	-	-	-	-	-	-	-	-	-	
62	PT Asuransi Cakrawala Proteksi Indonesia	-	-	-	-	-	-	-	-	-	-	-	-	-	-	
63	PT Asuransi Simas Net	-	-	-	-	-	-	-	-	-	-	-	-	-	-	
64	PT Asuransi ASEI Indonesia	1,023	184	-	-	-	-	563	-	-	141	417	12,875	12,875	417	
65	PT Ace Jaya Proteksi (d/h PT Asuransi Jaya Prote	-	-	-	-	-	-	-	-	-	-	-	-	-	-	
66	PT Asuransi Karangmae Sentralindo *)	-	-	-	-	-	-	-	-	-	-	-	-	-	-	
67	PT Asuransi Puri Ash **)	-	-	-	-	-	-	-	-	-	-	-	-	-	-	
68	PT Asuransi Wananekar Handayani **)	-	-	-	-	-	-	-	-	-	-	-	-	-	-	
69	PT Aseel Reasuransi Indonesia	41,243	7,151	-	-	-	-	20,695	-	-	-	18,773	6,454	12,875	12,352	
	<b>JUMLAH / SUB TOTAL</b>	<b>846,956</b>	<b>128,430</b>	<b>85,301</b>	<b>-</b>	<b>-</b>	<b>25,084</b>	<b>226,131</b>	<b>42,213</b>	<b>16,736</b>	<b>87,851</b>	<b>581,515</b>	<b>146,681</b>	<b>222,330</b>	<b>505,866</b>	
<b>PERUSAHAAN ASURANSI UMUM PATUNGAN</b>																
<b>JOINT VENTURE NON LIFE INSURANCE COMPANIES</b>																
1	PT ACE Jaya Proteksi (d/h PT Asuransi Jaya Prot	-	-	-	-	-	-	-	-	-	-	-	-	-	-	-
2	PT Asuransi Allianz Utama Indonesia	-	-	-	-	-	-	-	-	-	-	-	-	-	-	-
3	PT Asuransi Axa Indonesia	-	-	-	-	-	-	-	-	-	-	-	-	-	-	-
4	PT Bess Central Insurance (d/h PT Asuransi AIOI)	-	-	-	-	-	-	-	-	-	-	-	-	-	-	-
5	PT AIG Insurance Indonesia (d/h PT Chartis Insur	-	-	-	-	-	-	-	-	-	-	-	-	-	-	-
6	PT China Taiping Insurance Indonesia	-	-	-	-	-	-	-	-	-	-	-	-	-	-	-
7	PT Meritz Komodo Insurance (d/h PT Asuransi Han	-	-	770	-	-	115	-	-	-	-	654	-	-	654	
8	PT KSK Insurance Indonesia (d/h PT Kumia Insur	-	-	-	-	-	-	-	-	-	-	-	-	-	-	
9	PT LIG Insurance Indonesia	-	-	-	-	-	-	-	-	-	-	-	-	-	-	
10	PT MAA General Assurance	-	-	-	-	-	-	-	-	-	-	-	-	-	-	
11	PT Asuransi Mandiri Axa General Insurance (d/h P	-	-	-	-	-	-	-	-	-	-	-	-	-	-	
12	PT Asuransi MSIG Indonesia	-	-	-	-	-	-	-	-	-	-	-	-	-	-	
13	PT Asuransi Sompo Japan Nipponkoa Indonesia (	-	-	-	-	-	-	-	-	-	-	-	-	-	-	
14	PT Asuransi OBE Pool Indonesia	-	-	-	-	-	-	-	-	-	-	-	-	-	-	
15	PT Asuransi Samsung Tuju	-	-	-	-	-	-	-	-	-	-	-	-	-	-	
16	PT Asuransi Tokio Marine Indonesia	-	-	-	-	-	-	-	-	-	-	-	-	-	-	
17	PT Zurich Insurance Indonesia	-	-	-	-	-	-	-	-	-	-	-	-	-	-	
18	PT Asuransi CHUBB Indonesia	-	-	-	-	-	-	-	-	-	-	-	-	-	-	
19	PT Sompo Japan Insurance Indonesia	-	-	-	-	-	-	-	-	-	-	-	-	-	-	
	<b>JUMLAH / SUB TOTAL</b>	<b>-</b>	<b>-</b>	<b>91</b>	<b>-</b>	<b>-</b>	<b>14</b>	<b>226,131</b>	<b>42,213</b>	<b>16,736</b>	<b>87,851</b>	<b>581,515</b>	<b>146,681</b>	<b>222,330</b>	<b>505,866</b>	
<b>PERUSAHAAN REASURANSI</b>																
<b>REINSURANCE COMPANIES</b>																
1	PT Reasuransi Internasional Indonesia	-	-	-	-	-	-	-	-	-	-	-	-	-	-	-
2	PT Maskapai Reasuransi Indonesia	-	-	-	-	-	-	-	-	-	-	-	-	-	-	-
3	PT Reasuransi Nasional Indonesia	-	-	-	-	-	-	-	-	-	-	-	-	-	-	-
4	PT Tuju Reasuransi Indonesia	-	-	-	-	-	-	-	-	-	-	-	-	-	-	-
5	PT Reasuransi Malpark Indonesia	-	-	-	-	-	-	-	-	-	-	-	-	-	-	-
	<b>JUMLAH / SUB TOTAL</b>	<b>-</b>	<b>-</b>	<b>-</b>	<b>-</b>	<b>-</b>	<b>-</b>	<b>-</b>	<b>-</b>	<b>-</b>	<b>-</b>	<b>-</b>	<b>-</b>	<b>-</b>	<b>-</b>	<b>-</b>
	<b>JUMLAH SELURUHNYA / GRAND TOTAL</b>	<b>846,956</b>	<b>128,430</b>	<b>85,392</b>	<b>-</b>	<b>-</b>	<b>25,098</b>	<b>226,131</b>	<b>42,213</b>	<b>16,736</b>	<b>87,851</b>	<b>581,592</b>	<b>146,860</b>	<b>222,330</b>	<b>506,123</b>	

Keterangan / Notes :

\*) Tidak Menyampaikan Laporan / Have Not Submitted Annual Report

\*\*) Pencabutan Izin Usaha / Licenses Have Been Removed

\*\*\*) Pemberian Izin Usaha Baru / New Licenses

Usaha Asuransi Umum & Reasuransi  
Non Life Insurance & Reinsurance Business

TABEL: 2.11.14/TABLE: 2.11.14  
PREMI USAHA ASURANSI UMUM DAN REASURANSI TAHUN 2014  
PREMIUMS OF NON LIFE INSURANCE AND REINSURANCE BUSINESS IN 2014  
Lini Usaha : Aneka  
Line of Business : Others

NO NO	NAMA PERUSAHAAN NAME OF COMPANY	POS LANGSUNG DIRECT BUSINESS	REASURANSI DAN KOMISI / REINSURANCE AND COMMISSION										Dalam Jutaan Rupiah In Million Rupiah			
			(1)	(2)	(3)	(4)	(5)	(6)	(7)	(8)	(9)	(10)	(11)	(12)	(13)	(14)
			INWARD					OUTWARD					CADANGAN PREMI PREMIUM RESERVE		PENDAPATAN PREMI INCOME PREMIUM	
			KOMISI COMMISSION	DALAM NEGERI DOMESTIC	ASEAN ASEAN	LAINNYA OTHER	KOMISI COMMISSION	DALAM NEGERI DOMESTIC	ASEAN ASEAN	LAINNYA OTHER	KOMISI COMMISSION	PREMI NETO NET PREMIUM	TAHUN LALU PREVIOUS YEAR	TAHUN CURRENT YEAR	PREMI INCOME PREMIUM	
1	PT Asuransi Adira Dinamika	5,969	663	175	43	2,078	802	713	2,097	1,902	3,286	713	2,097	1,902		
2	PT Asuransi Atrando	210	1	102	102	38	109	38	103	103	109	38	103	103		
3	PT Athadgratia General Insurance	954	7	12	1	125	67	0	52	818	67	154	731	731		
4	PT Asuransi Asoka Mas	-	-	-	-	-	-	-	-	-	-	-	-	-		
5	PT Asuransi Astra Buana	(191)	(29)	(173)	-	-	-	-	-	-	-	-	-	-		
6	PT Avist General Insurance (d/h PT Asuransi Star	168	34	108	19	23	31	26	10	26	11	5	10	10		
7	PT Asuransi Bangun Askrida	90,536	21,142	457	146	23,619	672	7,378	10,788	11,439	52,783	11,439	52,142	52,142		
8	PT Fairfax Insurance Indonesia (d/h Batavia Mirat	17	1	0	2	0	0	14	12	14	14	12	14	14		
9	PT Bendikadi Insurance	3,659	-	2,066	-	1,593	463	1,890	1,890	1,890	1,890	1,890	1,890	1,890		
10	PT Asuransi Bhakti Bhayangkara	695	144	934	84	696	161	172	169	31	759	169	31	166		
11	PT Asuransi Bina Dana Atria Tbk.	794	46	1,696	-	3,153	3	2,646	291	16,382	2,328	2,328	291	8		
12	PT Asuransi Bina Widia Upakara	7,149	-	1,696	-	3,153	3	2,646	291	16,382	2,328	2,328	291	8		
13	PT Asuransi Bintang Tbk.	54,799	13,986	8	2	229	191	503	242	11,085	15,561	2,579	5,557	12,584		
14	PT Asuransi Bosowa Periskop	1,434	331	82	244	13,536	-	-	-	-	762	191	377	721		
15	PT Asuransi Brinjin Sejahtera Atitamakmur	61,651	296	12	222	414	-	-	-	-	52,471	11,017	20,216	43,272		
16	PT Asuransi Buana Independent	1,026	205	69	70	3,085	-	-	-	-	666	349	721	721		
17	PT Asuransi Bumi Buntara Muda 1967	4,083	878	313	2,220	159,187	112,783	134,948	159,380	82,079	70,569	169,870	169,870	169,870		
18	PT Asuransi Central Asia	528,665	84,314	3,128	2,846	664	664	112,783	134,948	159,380	82,079	70,569	169,870	169,870		
19	PT Asuransi Umum BCA (d/h PT Central Sejahtera	3,310	815	124	(1)	3,303	-	-	-	-	289	1	1	270		
20	PT Citra International Underwriters	28,174	2,611	-	-	2,646	-	6,826	291	16,382	2,328	2,328	291	8		
21	PT Asuransi Davin Mitra Tbk.	96,649	12,872	137	-	2,664	75,566	1,218	11,085	15,561	2,579	5,557	12,584	12,584		
22	PT Asuransi Eka Lloyd Jaya	413	67	318	-	-	-	-	-	-	113	14	62	65		
23	PT Asuransi Eksport Indonesia (Persero)	-	-	-	-	-	-	-	-	-	-	-	-	-		
24	PT Asuransi Harta Aman Pratama Tbk.	34,091	20,722	10	-	13,389	10,955	-	-	-	(10,092)	25	(4,037)	(6,030)		
25	PT Asuransi Himalaya Pelindung	20,709	3,636	3	1	2,007	2,802	-	-	-	13,333	4,580	7,567	10,346		
26	PT Asuransi FPG Indonesia (d/h Asuransi Indrapuri	157,655	11,984	7	-	472	128,288	15,947	20,546	21,517	11,495	6,895	26,118	26,118		
27	PT Asuransi Imita Asia	1,795	460	-	-	208	-	-	-	-	1,150	326	421	1,055		
28	PT MNC Asuransi Indonesia (d/h Asuransi Jamind	43,522	188	-	-	42,408	19	1,219	2,126	140	903	1,362	1,362	1,362		
29	PT Asuransi Jasa Indonesia (Persero)	117,057	9,458	10,037	-	3,570	22,327	-	-	-	96,817	8,386	10,539	94,664		
30	PT Asuransi Jasa Raharja Putera	141,286	40,744	7,645	-	3,634	39,511	-	-	-	78,858	77,997	101,043	55,811		
31	PT Asuransi Jasa Tania Tbk.	3,069	627	235	39	435	-	-	-	-	2,203	605	506	2,302		
32	PT Asuransi Kredit Indonesia (Persero)	-	-	-	-	-	-	-	-	-	-	-	-	-		
33	PT Lippo General Insurance Tbk.	13,443	897	14	-	5,197	780	-	-	-	7,542	43,443	24,865	26,120		
34	PT Malacca Trust Wuvungan Insurance (d/h PT A	564	144	-	-	385	134	169	61	61	169	32	61	140		
35	PT Asuransi Umum Mega	7,955	615	-	-	979	0	-	-	-	6,627	356	654	6,229		
36	PT Asuransi Mega Pratama	10,323	2,793	1,223	439	5,281	579	3,611	1,866	1,444	1,444	1,444	4,033	4,033		
37	PT Asuransi Mitra Maparya	1,239	8	-	-	80	133	-	-	-	1,034	165	793	793		
38	PT Asuransi Multi Artha Guna	1,605	309	3,340	830	1,693	533	88	543	2,036	242	242	2,028	2,028		
39	PT Pan Pacific Insurance (d/h PT Asuransi Jaya In	30,151	-	16	-	14,976	-	-	-	-	15,192	7,826	13,304	9,714		
40	PT Panin Insurance	-	-	-	-	-	-	-	-	-	-	-	-	-		
41	PT Asuransi Parolamas	5,837	1,458	93	-	3,345	-	-	-	-	2,075	598	559	2,114		
42	PT Asuransi Purna Atanugraha	1,343	154	100	2	717	39	10	542	473	982	473	(22)	1,037		
43	PT Asuransi Raksa Pratikara	180,354	20,922	(16)	(5)	18,854	137,032	43,454	46,989	23,927	21,805	21,805	49,111	49,111		
44	PT Asuransi Rama Satira Wibawa	-	-	-	-	-	-	-	-	-	-	-	-	-		
45	PT Asuransi Ramayana Tbk.	2,316	465	2,034	65	1,337	452	344	344	344	344	344	2,049	2,049		
46	PT Asuransi Ramayana Tbk.	41,629	5,163	203	-	3,788	-	-	-	-	35,292	10,779	19,603	26,468		
47	PT Asuransi Recapital	1,150	206	74	20	1,015	930	174	(773)	33	49	33	49	(789)		
48	PT Asuransi Reliance Indonesia	1,020	145	-	-	642	0	-	-	-	378	629	656	351		

NO NO	NAMA PERUSAHAAN NAME OF COMPANY	POS LANGSUNG DIRECT BUSINESS	REASURANSI DAN KOMISI / REINSURANCE AND COMMISSION										CADANGAN PREMI PREMIUM RESERVE		PENDAPATAN PREMI INCOME PREMIUM	
			INWARD					OUTWARD					TAHUN LALU PREVIOUS YEAR	TAHUN BERLALAN CURRENT YEAR		
(1)	(2)	(3)	(4)	(5)	(6)	(7)	(8)	(9)	(10)	(11)	(12)	(13)	(14)	(15)	(16)	
49	PT Sarana Lindung Upaya	-	-	-	-	-	-	-	-	-	-	-	-	-	-	
50	PT Asuransi Sinar Mas	93.547	15.742	418	60	-	3.435	2.563	43.012	2.593	1.042	27.722	18.267	11.790	34.199	
51	PT Maskapai Asuransi Sornwells	247	45	-	-	-	-	151	-	-	49	100	(132)	70	(102)	
52	PT Asuransi Sumit Oto	-	-	-	-	-	-	-	-	-	-	-	-	-	-	
53	PT Sicao Mandiri (d/h PT Sicao Jasa Pratama)	5.136	1.064	3.938	-	-	680	6.619	9	-	1.506	2.208	687	776	2.119	
54	PT Asuransi Tri Pakarta	-	-	-	-	-	-	-	-	-	-	-	-	-	-	
55	PT Asuransi Tugu Kresna Pratama	6.430	1.170	2.910	-	-	1.308	1.939	701	504	671	4.388	13.567	5.419	12.556	
56	PT Tugu Pratama Indonesia	30.348	7.746	1.168	-	-	193	8.962	4.687	1.737	4.469	12.681	-	-	12.861	
57	PT Victoria Insurance (d/h PT Asuransi Umum Cer	263	-	-	-	-	-	42	-	-	-	220	36	144	112	
58	PT Asuransi Vidi (d/h PT Asuransi Fadent Mahko	399	236	5	-	-	-	48	-	-	11	131	-	-	121	
59	PT Asuransi Wahana Tata	32.350	3.871	521	2.620	-	642	8.374	15.846	3.722	3.722	10.378	4.206	1.251	13.334	
60	PT Asuransi Mitra Peleindung Musikta	-	-	-	-	-	-	-	-	-	-	-	-	-	-	
61	PT Asuransi Umum Panin**	-	-	-	-	-	-	-	-	-	-	-	-	-	-	
62	PT Asuransi Cakrawala Proteksi Indonesia	2	0	-	-	-	-	-	-	-	-	2	-	-	0	
63	PT Asuransi Simas Net	-	-	-	-	-	-	-	-	-	-	-	-	-	-	
64	PT Asuransi ASEI Indonesia	430	51	131	-	-	322	-	-	-	81	288	883	883	288	
65	PT Ace Java Proteksi (d/h PT Asuransi Jaya Prote	1.868	6.869	-	-	-	287	-	611	43	2.379	(3.563)	1.167	20	(2.417)	
66	PT Asuransi Karyamas Sentralindo *)	-	-	-	-	-	-	-	-	-	-	-	-	-	-	
67	PT Asuransi Puri Ashi**	-	-	-	-	-	-	-	-	-	-	-	-	-	-	
68	PT Asuransi Wanamekar Handayani**)	-	-	-	-	-	-	-	-	-	-	-	-	-	-	
69	PT Asei Reasuransi Indonesia	7.463	1.356	1.759	-	-	116	5.694	-	-	1.011	3.067	1.259	678	3.648	
<b>JUMLAH / SUB TOTAL</b>			<b>2.112.157</b>	<b>329.815</b>	<b>78.255</b>	<b>2.471</b>	<b>7.259</b>	<b>29.176</b>	<b>475.852</b>	<b>498.944</b>	<b>232.291</b>	<b>282.992</b>	<b>917.256</b>	<b>273.321</b>	<b>494.121</b>	<b>696.456</b>
<b>PERUSAHAAN ASURANSI UMUM PATUNGAN</b>																
<b>JOINT VENTURE NON LIFE INSURANCE COMPANIES</b>																
1	PT ACE Jaya Proteksi (d/h PT Asuransi Jaya Prot	-	-	-	-	-	-	-	-	-	-	-	-	-	-	-
2	PT ACE Jaya Proteksi (d/h PT Asuransi Jaya Prot	194.548	26.265	262.537	-	-	82.050	2.656	33.887	111.435	14.229	220.754	14.473	65.584	169.643	
3	PT Asuransi Allianz Utama Indonesia	(635)	(264)	1.685	-	-	399	(20)	270	(176)	-	644	442	82	1.004	
4	PT Bess Central Insurance (d/h PT Asuransi AIOI	1.387	326	1	-	-	-	388	230	-	189	623	56	114	565	
5	PT AIG Insurance Indonesia (d/h PT Charis Insur	8.338	407	-	-	-	-	83	-	757	10	7.101	-	-	837	
6	PT China Taiping Insurance Indonesia	2.122	182	-	-	5	(71)	420	232	493	161	1.031	453	318	1.166	
7	PT Meritz Korindo Insurance (d/h PT Asuransi Han	-	-	-	-	-	-	-	-	-	-	-	-	-	-	
8	PT KSK Insurance Indonesia (d/h PT Kurma Insur	-	-	98	-	-	27	0	146	122	80	(186)	-	-	(186)	
9	PT LIG Insurance Indonesia	-	-	-	-	-	-	-	-	-	-	-	-	-	-	
10	PT MAA General Assurance	-	-	-	-	-	-	-	-	-	-	-	-	-	(1)	
11	PT Asuransi Mandiri Axa General Insurance (d/h P	2.914	207	-	-	-	-	1.060	-	-	184	1.831	340	520	1.651	
12	PT Asuransi MSIG Indonesia	15.168	1.053	66	-	-	978	0	1.032	3.174	1.332	10.327	24.888	2.731	32.484	
13	PT Asuransi Sampo Japan Nipponkoa Indonesia (	6.005	489	29	-	-	317	235	95	235	549	5.448	1.669	4.929	2.189	
14	PT Asuransi OBE Pool Indonesia	5.785	1.224	-	-	-	-	32	-	153	-	4.376	1.748	2.050	4.074	
15	PT Asuransi Samsung Tugu	300	-	1.988	-	-	309	309	2.442	391	-	(855)	238	166	(784)	
16	PT Asuransi Tokio Marine Indonesia	33.185	2.477	2	-	-	0	9.663	4.349	3.438	2.717	15.977	8.504	8.667	15.814	
17	PT Zurich Insurance Indonesia	11.493	1.502	-	-	-	281	-	-	1.744	192	8.188	673	6.901	1.930	
18	PT Asuransi CHUBB Indonesia	-	-	-	-	-	-	-	-	-	-	-	-	-	-	
19	PT Sampo Japan Insurance Indonesia	6.005	489	29	-	-	317	235	95	235	549	5.448	1.669	4.929	2.189	
<b>JUMLAH / SUB TOTAL</b>			<b>262.914</b>	<b>33.925</b>	<b>12.226</b>	<b>115</b>	<b>18.733</b>	<b>6.523</b>	<b>23.267</b>	<b>28.833</b>	<b>113.812</b>	<b>19.045</b>	<b>106.672</b>	<b>67.454</b>	<b>54.482</b>	<b>119.644</b>
<b>PERUSAHAAN REASURANSI</b>																
<b>REINSURANCE COMPANIES</b>																
1	PT Reasuransi Internasional Indonesia	-	-	1.077.557	21	1	175.752	8.247	154.259	651	28.063	766.733	427.621	479.184	715.171	
2	PT Maskapai Reasuransi Indonesia	-	-	47.388	1.779	-	15.287	-	6.000	-	-	27.880	6.296	6.380	27.796	
3	PT Reasuransi Nasional Indonesia	-	-	435.654	3.594	-	120.180	(371)	18.257	-	41	302.223	191.225	243.576	249.872	
4	PT Tugu Reasuransi Indonesia	-	-	263.838	1.715	78	67.064	8.668	20.118	1.285	4.697	173.172	68.549	70.968	170.752	
5	PT Reasuransi Malpartk Indonesia	-	-	-	-	-	-	-	-	-	-	-	-	-	-	
<b>JUMLAH / SUB TOTAL</b>			<b>-</b>	<b>-</b>	<b>854.058</b>	<b>7.109</b>	<b>85</b>	<b>231.456</b>	<b>12.263</b>	<b>40.129</b>	<b>1.438</b>	<b>574.871</b>	<b>170.506</b>	<b>309.811</b>	<b>435.566</b>	
<b>JUMLAH SELURUHNYA / GRAND TOTAL</b>			<b>2.375.072</b>	<b>363.540</b>	<b>944.539</b>	<b>7.383</b>	<b>26.077</b>	<b>267.156</b>	<b>511.382</b>	<b>567.906</b>	<b>347.540</b>	<b>1.998.799</b>	<b>511.281</b>	<b>858.414</b>	<b>1.251.666</b>	

Keterangan / Notes :

\*) Tidak Menyampaikan Laporan / Have Not Submitted Annual Report

\*\*\*) Pencabutan Izin Usaha / Licenses Have Been Removed

\*\*\*\*) Pemberian Izin Usaha Baru / New Licenses

Usaha Asuransi Umum dan Reasuransi  
Non Life Insurance and Reinsurance Business

TABEL 2.12.1/TABLE 2.12.1  
KLAIM USAHA ASURANSI UMUM DAN REASURANSI TAHUN 2014  
CLAIMS OF NON-LIFE INSURANCE AND REINSURANCE BUSINESS IN 2014

Unit Usaha : Harta Benda  
Line of Business : Property

NO NO	NAMA PERUSAHAAN NAME OF COMPANY	POS LANGSUNG DIRECT BUSINESS	REASURANSI / REINSURANCE		OUTWARD			KLAIM NETTO NET CLAIM	CADANGAN KLAIM CLAIM RESERVE		Dalam Jutaan Rupiah In Million Rupiah	
			DALAM NEGERI DOMESTIC	INWARD	DALAM NEGERI DOMESTIC	LUAR NEGERI ABROAD	ASEAN		ASEAN ABROAD	TAHUN LALU PREVIOUS YEAR		TAHUN BERJALAN CURRENT YEAR
(1)	(2)	(3)	(4)	(5)	(6)	(7)	(8)	(9)	(10)	(11)	(12)	(13)
<b>PERUSAHAAN ASURANSI UMUM NASIONAL</b>												
<b>NATIONAL NON LIFE INSURANCE COMPANIES</b>												
1	PT Asuransi Adira Dinamika	65.238	343	64	-	28.721	18.320	-	18.604	20.742	39.565	37.428
2	PT Asuransi Aftando	1.644	12	-	-	1.146	-	-	510	130	189	568
3	PT Arthagraha General Insurance	25.278	2.376	-	-	7.607	12.517	1.061	6.470	20.343	17.163	3.291
4	PT Asuransi Asoka Mas	7.576	220	-	-	4.835	-	-	2.961	1.369	5.259	6.851
5	PT Asuransi Asira Buana	347	-	-	-	1	-	-	346	22	12	336
6	PT Avist General Insurance (d/h PT Asuransi Silar	8.039	2	-	-	5.074	1.887	-	10.80	278	661	1.464
7	PT Asuransi Bangun Askrida	10.284	1.914	-	-	3.522	57	-	8.620	26.855	33.801	15.566
8	PT Fairfax Insurance Indonesia (d/h Batavia Mitrat	5	-	-	-	3	-	0	2	681	-	(879)
9	PT Berdikari Insurance	-	-	-	-	-	-	-	-	-	-	-
10	PT Asuransi Bhakti Bhayangkara	549	92	-	-	16	-	-	625	(654)	-	1.278
11	PT Asuransi Bina Dana Arta Tbk.	11.494	33	-	-	3.045	1.312	2	7.168	2.494	4.433	9.107
12	PT Asuransi Binacriya Upakara	-	-	-	-	-	-	-	-	-	-	-
13	PT Asuransi Bintang Tbk.	35.489	4.111	-	-	8.917	11.409	10.479	8.796	10.404	8.291	6.883
14	PT Asuransi Bosowa Periskop	12.661	-	-	-	12.397	-	-	264	2.545	1.703	(576)
15	PT Asuransi Briginj Sejahtera Aritamknur	27.172	0	-	-	22.894	148	-	4.130	8.919	18.679	13.889
16	PT Asuransi Buana Independent	76.728	4.431	7	-	26.697	26.269	-	28.200	12.364	17.487	33.323
17	PT Asuransi Umum Bumiputera Muda 1967	10.231	23.840	-	-	1.564	-	-	32.507	3.155	9.481	38.532
18	PT Asuransi Central Asia	535.665	804	1.552	-	173.619	101.322	118.226	146.624	190.772	291.435	247.287
19	PT Asuransi Umum BCA (d/h PT Central Sejahter	10.633	151	-	-	3.954	1.046	-	5.783	1.508	2.463	6.738
20	PT Citra International Underwriters	-	-	-	-	-	-	-	-	342	-	(342)
21	PT Asuransi Dayin Mitra Tbk.	55.599	52	-	-	16.175	20.735	1.107	17.635	17.962	20.045	19.718
22	PT Asuransi Eka Lloyd Jaya	10.669	-	-	-	3.611	1.668	-	5.390	4.082	3.662	4.970
23	PT Asuransi Ekspor Indonesia (Persero)	-	-	-	-	-	-	-	-	-	-	-
24	PT Asuransi Harta Aman Pratama Tbk.	36.982	108	-	-	10.924	8.938	-	17.228	12.489	18.854	23.592
25	PT Asuransi Himalaya Pelindung	26.495	123	-	-	4.702	14.032	-	7.865	210	1.299	8.974
26	PT Asuransi IFG Indonesia (d/h Asuransi Indrapur	61.303	-	-	-	17.382	28.888	2.740	12.323	11.783	14.260	14.800
27	PT Asuransi Intra Asia	842	-	-	-	25	-	-	817	130	51	739
28	PT MNC Asuransi Indonesia (d/h Asuransi Jamind	6.512	-	-	-	5.024	-	-	1.488	148	1.259	2.599
29	PT Asuransi Jasa Indonesia (Persero)	292.502	142.676	-	-	49.144	-	231.602	184.791	194.640	190.963	181.114
30	PT Asuransi Jasa Raharja Putera	23.157	5.030	-	-	11.257	-	-	16.930	4.066	15.460	28.324
31	PT Asuransi Jasa Tania Tbk.	31.662	2.118	-	-	4.864	-	-	28.917	8.765	13.708	33.840
32	PT Asuransi Kredit Indonesia (Persero)	-	-	-	-	-	-	-	-	-	-	-
33	PT Lippo General Insurance Tbk.	59.237	7	-	-	29.740	14.484	-	15.020	27.280	49.384	37.124
34	PT Malacca Trust Wulungan Insurance (d/h PT A	681	411	-	-	526	275	-	566	12	741	1.295
35	PT Asuransi Umum Mega	16.962	94	-	-	10.440	-	-	6.341	4.414	5.206	7.132
36	PT Asuransi Mega Pratama	14.710	182	-	-	12.130	-	-	2.763	2.713	3.116	3.166
37	PT Asuransi Mitra Maparya	-	-	-	-	-	-	-	-	-	-	-
38	PT Asuransi Multi Artha Guna	-	-	-	-	-	-	-	-	-	-	-
39	PT Pan Pacific Insurance (d/h PT Asuransi Jaya In	-	-	-	-	-	-	-	-	-	-	-
40	PT Panin Insurance	-	-	-	-	-	-	-	-	-	-	-
41	PT Asuransi Parolamas	13.808	606	-	-	6.948	-	-	7.485	5.534	13.298	15.230
42	PT Asuransi Purna Artanugraha	69.858	474	-	-	62.751	-	2.679	4.901	4.066	6.614	7.449
43	PT Asuransi Raksa Pratikara	14.899	(0)	-	-	1.466	12.845	-	588	1.218	2.964	2.335
44	PT Asuransi Rama Satira Wibawa	-	-	-	-	-	-	-	-	-	-	-
45	PT Asuransi Ramayana Tbk.	60.661	251	1	-	40.507	2.063	-	18.323	34.529	15.487	(719)
46	PT Asuransi Raya	761	-	-	-	5	-	-	756	10	4	751

NO NO	NAMA PERUSAHAAN NAME OF COMPANY	POS LANGSUNG DIRECT BUSINESS	REASURANSI / REINSURANCE			OUTWARD			KLAIM NETTO NET CLAIM	CADANGAN KLAIM CLAIM RESERVE		
			DALAM NEGERI DOMESTIC	LUAR NEGERI ABROAD	LAINNYA OTHERS	DALAM NEGERI DOMESTIC	LUAR NEGERI ABROAD	LAINNYA OTHERS		TAHUN LALU PREVIOUS YEAR	TAHUN BERJALAN CURRENT YEAR	BEBAN KLAIM CLAIMS/INCURED
(1)	(2)	(3)	(4)	(5)	(6)	(7)	(8)	(9)	(10)	(11)	(12)	(13)
47	PT Asuransi Recapital	6,815	-	-	-	-	70	-	6,745	1,785	2,100	7,060
48	PT Asuransi Reliance Indonesia	10,570	-	-	-	2,106	6,072	-	2,392	21,288	13,498	(5,408)
49	PT Sarana Lindung Upaya	-	-	-	-	-	-	-	-	-	-	-
50	PT Asuransi Sinar Més	766,345	4,253	6,461	-	43,639	634,808	4,709	93,903	67,407	78,510	105,006
51	PT Maskapai Asuransi Sonwelis	2,428	-	-	-	404	1,449	-	576	334	512	754
52	PT Asuransi Summit Olo	-	-	-	-	-	-	-	-	-	-	-
53	PT Siaco Mandiri (d/h PT Siaco Jasa Pratama)	18,196	679	-	-	13,608	41	-	5,225	1,709	1,883	5,399
54	PT Asuransi Tri Pakarta	-	-	-	-	-	-	-	-	-	-	-
55	PT Asuransi Tugu Kresna Pratama	70,480	1,202	-	-	24,863	30,901	26	15,891	6,537	10,959	20,313
56	PT Tugu Pratama Indonesia	96,995	8,191	10,714	6,354	33,004	32,796	6,129	50,366	48,468	84,903	86,800
57	PT Victoria Insurance (d/h PT Asuransi Umum Cer	-	-	-	-	-	-	-	-	-	-	-
58	PT Asuransi Vicedi (d/h PT Asuransi Fadent Mahko	354	-	-	-	-	-	-	354	77	167	445
59	PT Asuransi Wahana Tata	470,908	16,952	-	-	126,917	124,776	7,885	228,282	130,890	82,875	180,267
60	PT Asuransi Mitra Pelindung Musikta	1,883	-	-	-	637	538	-	708	445	4,585	4,847
61	PT Asuransi Umum Panin**	-	-	-	-	-	-	-	-	-	-	-
62	PT Asuransi Cakrawala Proteksi Indonesia	912	-	-	-	23	-	-	889	-	4	893
63	PT Asuransi Simas Net	-	-	-	-	-	-	-	-	-	-	-
64	PT Asuransi ASEI Indonesia	6,457	1,531	566	-	4,839	-	-	3,715	119,940	119,940	3,715
65	PT Ace Jaya Proteksi (d/h PT Asuransi Jaya Prote	49,450	53	-	-	21,691	10,930	4,859	12,023	40,457	54,265	25,830
66	PT Asuransi Kayamas Sentralindo *)	-	-	-	-	-	-	-	-	-	-	-
67	PT Asuransi Puri Ashih **)	-	-	-	-	-	-	-	-	-	-	-
68	PT Asuransi Wanamekar Handayani **)	-	-	-	-	-	-	-	-	-	-	-
69	PT Asei Reasuransi Indonesia	193,266	56,616	-	-	54,440	-	-	195,442	114,134	254,612	335,919
<b>JUMLAH / SUB TOTAL</b>			<b>223,321</b>	<b>19,365</b>	<b>38,483</b>	<b>863,431</b>	<b>1,120,474</b>	<b>391,504</b>	<b>1,043,885</b>	<b>1,075,687</b>	<b>1,281,197</b>	<b>1,249,395</b>
<b>PERUSAHAAN ASURANSI UMUM PATUNGAN</b>												
<b>JOINT VENTURE NON LIFE INSURANCE COMPANIES</b>												
1	PT ACE Jaya Proteksi (d/h PT Asuransi Jaya Prote	-	-	-	-	-	-	-	-	-	-	-
2	PT Asuransi Allianz Utama Indonesia	126,762	-	-	-	2,061	75,241	2,842	46,618	55,591	75,349	66,377
3	PT Asuransi Axa Indonesia	36,052	14,238	-	370	(5,508)	-	28,015	30,153	32,864	29,885	27,184
4	PT Beas Central Insurance (d/h PT Asuransi AIOI	7,003	-	-	-	3,739	1,052	51	2,161	1,426	628	1,363
5	PT AIG Insurance Indonesia (d/h PT Chartis Insur	15,228	6,932	-	11,717	8,697	-	23,607	1,573	4,849	4,151	875
6	PT China Taiping Insurance Indonesia	62,085	-	-	-	27,097	9,219	19,555	6,214	5,057	8,392	9,550
7	PT Meritz Korindo Insurance (d/h PT Asuransi Han	3,835	46	-	-	1,369	564	1,337	620	167	1,873	2,326
8	PT KSK Insurance Indonesia (d/h PT Kurma Insur	148,928	(592)	-	-	1,908	85,132	6,819	54,476	21,263	11,197	44,410
9	PT LIG Insurance Indonesia	21,129	(225)	4,659	-	6,536	19,026	-	201,761	247,441	45,680	-
10	PT MAA General Assurance	53,073	100,605	33	-	133,978	15,193	172	4,368	64,924	79,716	19,161
11	PT Asuransi Mandiri Axa General Insurance (d/h P	40,277	12	-	-	18,014	4	-	22,271	11,251	8,992	20,012
12	PT Asuransi MSIG Indonesia	393,625	16,278	-	-	22,797	204,132	141,817	41,157	41,454	99,116	98,819
13	PT Asuransi Sampo Japan Nipponkoa Indonesia (	156,418	1,324	-	-	120,166	14,661	8,488	14,427	16,841	36,484	34,069
14	PT Asuransi QBE Pool Indonesia	60,843	-	-	-	581	-	31,685	28,577	22,966	16,011	21,622
15	PT Asuransi Samsung Tugu	-	-	-	-	-	-	-	-	-	-	-
16	PT Asuransi Tokio Marine Indonesia	100,922	9,321	-	-	25,615	63,210	9,354	12,064	8,281	12,931	16,715
17	PT Zurich Insurance Indonesia	78,771	782	-	-	932	-	8,264	70,357	60,556	19,785	29,586
18	PT Asuransi CHUBB Indonesia	-	-	-	-	-	-	-	-	-	-	-
19	PT Sampo Japan Insurance Indonesia	156,418	1,324	-	-	120,166	14,661	8,488	14,427	16,841	36,484	34,069
<b>JUMLAH / SUB TOTAL</b>			<b>1,463,367</b>	<b>150,045</b>	<b>4,692</b>	<b>488,147</b>	<b>502,085</b>	<b>290,495</b>	<b>349,463</b>	<b>566,080</b>	<b>685,434</b>	<b>471,817</b>
<b>PERUSAHAAN REASURANSI</b>												
<b>REINSURANCE COMPANIES</b>												
1	PT Reasuransi International Indonesia	-	206,344	1,523	2,473	82	32,077	34	178,147	142,597	229,412	264,962
2	PT Maskapai Reasuransi Indonesia	-	48,669	11,314	-	-	12,024	-	47,959	101,805	116,808	62,962
3	PT Reasuransi Nasional Indonesia	-	303,183	53,475	-	-	70,434	-	286,224	200,098	161,619	247,745
4	PT Tugu Reasuransi Indonesia	-	202,231	66,488	10,227	14,084	73,596	2,163	189,103	164,183	219,805	244,725
5	PT Reasuransi Malpark Indonesia	-	4,406	111	-	141	1,647	-	2,729	9,010	11,914	5,633
<b>JUMLAH / SUB TOTAL</b>			<b>764,832</b>	<b>132,910</b>	<b>12,700</b>	<b>14,307</b>	<b>189,777</b>	<b>2,198</b>	<b>704,161</b>	<b>617,692</b>	<b>739,558</b>	<b>826,027</b>
<b>JUMLAH SELURUHNYA / GRAND TOTAL</b>			<b>4,601,493</b>	<b>1,138,198</b>	<b>63,270</b>	<b>1,365,886</b>	<b>1,812,337</b>	<b>684,197</b>	<b>2,097,509</b>	<b>2,259,460</b>	<b>2,709,189</b>	<b>2,547,239</b>

Keterangan / Notes :

\*) Tidak Menyampaikan Laporan / Have Not Submitted Annual Report

\*\*) Pencabutan Izin Usaha / Licenses Have Been Removed

\*\*\*) Pemberian Izin Usaha Baru / New Licences

Usaha Asuransi Umum dan Reasuransi  
Non Life Insurance and Reinsurance Business

TABEL : 2.12.2/TABLE 2.12.2  
KLAIM USAHA ASURANSI UMUM DAN REASURANSI TAHUN 2014  
CLAIMS OF NON LIFE INSURANCE AND REINSURANCE BUSINESS IN 2014  
Lini Usaha : Kendaraan Bermotor  
Line of Business : Motor Vehicle

NO NO	NAMA PERUSAHAAN NAME OF COMPANY	POS LANGSUNG DIRECT BUSINESS	REASURANSI / REINSURANCE			OUTWARD			KLAIM NETTO NET CLAIM	CADANGAN KLAIM CLAIM RESERVE		BEBAN KLAIM CLAIMS INCURRED
			DALAM NEGERI DOMESTIC	LUAR NEGERI ABROAD	LAINNYA OTHERS	DALAM NEGERI DOMESTIC	LUAR NEGERI ABROAD	LAINNYA OTHERS		TAHUN LALU PREVIOUS YEAR	TAHUN BERJALAN CURRENT YEAR	
(1)	(2)	(3)	(4)	(5)	(6)	(7)	(8)	(9)	(10)	(11)	(12)	(13)
<b>PERUSAHAAN ASURANSI UMUM NASIONAL</b> <b>NATIONAL NON LIFE INSURANCE COMPANIES</b>												
1	PT Asuransi Adira Dinamika	731,630	-	-	-	11,192	12,929	-	707,510	177,204	211,079	741,384
2	PT Asuransi Altarindo	15,567	-	-	-	370	686	-	14,512	3,163	2,064	13,403
3	PT Arthagraha General Insurance	3,185	158	-	-	-	353	-	2,990	457	188	2,721
4	PT Asuransi Asoka Mas	31,896	25	-	-	282	31,630	-	3,007	17,015	17,015	45,638
5	PT Asuransi Astra Buana	139,878	-	-	-	4,337	-	-	135,541	21,193	21,575	135,922
6	PT Avisti General Insurance (d/h PT Asuransi Star	10,415	683	-	-	44	-	-	11,055	2,851	3,132	11,339
7	PT Asuransi Bangun Askrinda	7,585	796	-	-	-	-	-	8,341	3,974	6,540	10,907
8	PT Fairfax Insurance Indonesia (d/h Batavia Mitra	5,661	-	-	-	35	-	-	5,625	2,593	-	3,032
9	PT Berdikari Insurance	-	-	-	-	-	-	-	-	-	-	-
10	PT Asuransi Bihaki Bihayonkara	581	-	-	-	368	-	-	212	485	-	(273)
11	PT Asuransi Bina Dana Aita Tbk.	411,131	13,6	-	-	1,462	5,263	-	404,420	129,058	142,181	417,543
12	PT Asuransi Binagriya Upakara	-	-	-	-	-	-	-	-	-	-	-
13	PT Asuransi Binitang Tbk.	27,203	4	-	-	-	-	-	27,207	9,228	8,972	26,951
14	PT Asuransi Bosowa Persekop	10,789	-	-	-	1,845	-	-	8,944	2,773	8,561	14,733
15	PT Asuransi Bringin Sejahtera Aitamakmur	13,185	-	-	-	459	-	-	12,726	3,889	5,644	14,481
16	PT Asuransi Buana Independent	40,303	-	1	-	1,630	186	-	38,489	9,216	8,726	37,998
17	PT Asuransi Umum Bumiputera Muda 1967	49,824	855	-	-	1,602	-	-	49,077	1,295	2,309	50,091
18	PT Asuransi Central Asia	570,971	10	728	-	2,239	9,015	-	560,455	182,965	156,338	535,606
19	PT Asuransi Umum BCA (d/h PT Central Sejahtera	135,523	11	-	-	2,269	168	-	133,097	18,421	18,085	132,761
20	PT Citra International Underwriters	10	-	-	-	-	-	-	10	35	(3)	(27)
21	PT Asuransi Eka Lloyd Jaya	18,730	5	-	-	46	45	-	18,644	8,721	13,243	23,166
22	PT Asuransi Davin Mitra Tbk.	4,820	-	-	-	-	-	-	4,820	1,699	2,144	5,266
23	PT Asuransi Ekspor Indonesia (Persero)	-	-	-	-	-	-	-	-	-	-	-
24	PT Asuransi Harta Aman Pratama Tbk.	63,427	4	-	-	934	764	-	61,734	25,258	30,142	66,617
25	PT Asuransi Himalaya Pelindung	31,199	-	-	-	6	-	-	31,193	861	1,131	31,464
26	PT Asuransi FPG Indonesia (d/h Asuransi Indrapui	63,536	-	-	-	4,872	-	-	58,664	13,664	13,308	58,309
27	PT Asuransi Intra Asia	15,325	-	-	-	418	-	-	14,907	1	1,730	16,635
28	PT MNC Asuransi Indonesia (d/h Asuransi Jamind	68,437	-	-	-	1,018	122	-	67,297	10,316	17,733	74,714
29	PT Asuransi Jasa Indonesia (Persero)	256,870	113	-	-	21,531	-	-	259,030	86,462	141,762	314,330
30	PT Asuransi Jasa Raharja Putera	113,289	56	-	-	21,531	-	-	91,814	13,786	7,714	85,741
31	PT Asuransi Jasa Tania Tbk.	19,548	23	-	-	498	-	-	19,073	2,977	5,214	21,310
32	PT Asuransi Kredit Indonesia (Persero)	-	-	-	-	-	-	-	-	-	-	-
33	PT Lippo General Insurance Tbk	55,478	1	-	-	1,638	(74)	-	53,915	10,229	11,503	55,189
34	PT Malacca Trust Wulungan Insurance (d/h PT A	33,659	-	-	-	52	-	-	33,607	6,408	3,762	30,961
35	PT Asuransi Umum Mega	261	-	-	-	228	-	-	33	-	95	128
36	PT Asuransi Mega Pratama	1,568	523	-	-	283	-	-	1,809	(16,637)	(15,360)	3,086
37	PT Asuransi Mitra Maparya	-	-	-	-	-	-	-	-	-	-	-
38	PT Asuransi Multi Artha Guna	163,260	4	-	-	1,180	379	-	161,705	62,926	55,855	154,634
39	PT Pan Pacific Insurance (d/h PT Asuransi Jaya In	-	-	-	-	-	-	-	-	-	-	-
40	PT Panin Insurance	-	-	-	-	-	-	-	-	-	-	-
41	PT Asuransi Parolamas	12,880	-	-	-	-	-	-	12,880	1,670	2,087	13,297
42	PT Asuransi Purna Atanugraha	4,873	327	-	-	26	-	-	5,171	1,236	1,692	5,627
43	PT Asuransi Raksa Pratikara	258,285	-	-	-	1,271	12,980	-	244,034	53,332	69,727	260,430
44	PT Asuransi Rama Satia Wibawa	-	-	-	-	-	-	-	-	-	-	-
45	PT Asuransi Ramayana Tbk.	197,147	19	-	-	4,598	2	-	192,566	36,522	60,178	218,222
46	PT Asuransi Raya	20,325	-	-	-	864	-	-	19,462	1,960	5,330	22,811

NO NO	NAMA PERUSAHAAN NAME OF COMPANY	POS LANGSUNG DIRECT BUSINESS	DALAM NEGERI DOMESTIC		LUAR NEGERI ABROAD		REASURANSI / REINSURANCE		OUTWARD		KLAIM NETTO NET CLAIM	CADANGAN KLAIM CLAIM RESERVE	
			(3)	(4)	(5)	(6)	(7)	(8)	(9)	(10)		(11)	(12)
47	PT Asuransi Recapital	10,385	-	-	-	87	-	-	15	-	10,283	3,501	3,442
48	PT Asuransi Reliance Indonesia	20,151	-	-	-	-	-	-	-	-	20,151	12,769	12,148
49	PT Sarana Lindung Ujaya	-	-	-	-	-	-	-	-	-	-	-	19,530
50	PT Asuransi Sinar Mas	516,378	2,632	-	-	-	-	-	199	-	518,814	127,556	156,069
51	PT Maskapai Asuransi Sonwells	804	-	-	-	-	-	-	-	-	804	231	27
52	PT Asuransi Summit Oto	120,618	-	-	-	7,538	-	-	-	-	113,080	(14,607)	19,523
53	PT Staco Mandiri (d/h PT. Staco Jasa Pratama)	3,208	158	-	-	371	-	-	2	-	2,993	965	854
54	PT Asuransi Tri Pakarta	-	-	-	-	-	-	-	-	-	-	-	-
55	PT Asuransi Tugu Kresna Pratama	1,170	34	-	-	397	-	-	468	-	339	38	34
56	PT Tugu Pratama Indonesia	3,630	-	-	-	-	-	-	-	-	3,630	3,224	6,590
57	PT Victoria Insurance (d/h PT Asuransi Umum Cer	-	-	-	-	-	-	-	-	-	-	-	-
58	PT Asuransi Vigei (d/h PT Asuransi Fadeti Mahiko	7	-	-	-	-	-	-	-	7	-	-	-
59	PT Asuransi Mahana Tata	352,823	273	-	-	21,635	-	-	13,619	-	317,842	67,743	70,770
60	PT Asuransi Mitra Pelindung Musikla	13,233	-	-	-	2,100	-	-	2,543	-	8,589	1,563	7,499
61	PT Asuransi Umum Pannin**	-	-	-	-	-	-	-	-	-	-	-	-
62	PT Asuransi Cakrawala Proteksi Indonesia	341	-	-	-	-	-	-	-	-	341	-	433
63	PT Asuransi Simas Net	-	-	-	-	-	-	-	-	-	-	-	-
64	PT Asuransi ASEI Indonesia	64	6	-	-	48	-	-	22	-	1,180	1,180	22
65	PT Ace Jaya Proteksi (d/h PT Asuransi Jaya Prote	241,628	-	-	-	223	-	-	24	37	241,344	56,399	28,443
66	PT Asuransi Karyamas Sentralindo *)	-	-	-	-	-	-	-	-	-	-	-	-
67	PT Asuransi Puri Ash **)	-	-	-	-	-	-	-	-	-	-	-	-
68	PT Asuransi Wanamekar Handayani **)	-	-	-	-	-	-	-	-	-	-	-	-
69	PT Ase Reasuransi Indonesia	0	0	-	-	0	-	-	-	0	0	0	0
<b>JUMLAH / SUB TOTAL</b>		<b>4,894,686</b>	<b>6,696</b>	<b>47</b>	<b>99,996</b>	<b>59,688</b>	<b>39</b>	<b>4,742,437</b>	<b>1,155,788</b>	<b>1,350,386</b>	<b>4,937,034</b>		
<b>PERUSAHAAN ASURANSI UMUM PATUNGAN</b>													
<b>JOINT VENTURE NON LIFE INSURANCE COMPANIES</b>													
1	PT ACE Jaya Proteksi (d/h PT Asuransi Jaya Prot	91,020	-	-	-	-	-	-	-	-	91,020	55,790	64,769
2	PT Asuransi Allianz Utama Indonesia	41,716	-	-	-	20	-	-	136	-	41,559	14,910	13,256
3	PT Asuransi Axa Indonesia	16,751	-	-	-	2,398	-	-	695	-	13,658	4,034	4,961
4	PT Bess Central Insurance (d/h PT Asuransi AIOI)	50,375	-	-	-	-	-	-	-	-	49,390	13,373	14,585
5	PT AIG Insurance Indonesia (d/h PT Chartis Insur	6,407	-	-	-	1,159	-	-	394	836	4,017	1,909	1,108
6	PT China Taiping Insurance Indonesia	1,718	126	-	-	636	-	-	257	620	330	330	80
7	PT Meritz Komodo Insurance (d/h PT Asuransi Har	12,612	-	-	-	199	-	-	193	-	12,206	5,036	10,519
8	PT KSK Insurance Indonesia (d/h PT Kumia Insur	11,266	-	-	-	600	-	-	67	-	10,599	6,670	6,759
9	PT LIQ Insurance Indonesia	4,193	-	-	-	-	-	-	-	-	4,193	1,492	366
10	PT MAA General Assurance	97,246	-	-	-	20	-	-	-	-	97,226	46,648	62,455
11	PT Asuransi Mandiri Axa General Insurance (d/h P	106,114	191	-	-	-	-	-	329	-	105,976	50,710	46,659
12	PT Asuransi MSIG Indonesia	50,296	-	-	-	1,116	-	-	-	-	49,180	5,281	12,680
13	PT Asuransi Sampo Japan Nipponkoa Indonesia (	18,666	-	-	-	-	-	-	649	-	18,018	3,890	4,563
14	PT Asuransi QBE Pool Indonesia	-	-	-	-	-	-	-	-	-	-	-	-
15	PT Asuransi Samsung Tugu	161,634	0	-	-	3	-	-	-	-	161,631	56,773	57,435
16	PT Asuransi Tokio Marine Indonesia	94,509	-	-	-	-	-	-	5	-	94,504	7,566	32,150
17	PT Zurich Insurance Indonesia	50,296	-	-	-	-	-	-	-	-	-	-	-
18	PT Asuransi CHUBB Indonesia	-	-	-	-	-	-	-	-	-	-	-	-
19	PT Sampo Japan Insurance Indonesia	-	-	-	-	1,116	-	-	-	-	49,180	5,281	12,680
<b>JUMLAH / SUB TOTAL</b>		<b>814,820</b>	<b>317</b>	<b>47</b>	<b>7,267</b>	<b>1,606</b>	<b>3,577</b>	<b>802,687</b>	<b>279,363</b>	<b>344,006</b>	<b>867,331</b>		
<b>PERUSAHAAN REASURANSI</b>													
<b>REINSURANCE COMPANIES</b>													
1	PT Reasuransi Internasional Indonesia	-	44,572	-	0	-	-	-	-	-	44,573	19,750	19,369
2	PT Maskapai Reasuransi Indonesia	-	6,797	435	-	-	-	-	-	-	7,232	12,035	7,987
3	PT Reasuransi Nasional Indonesia	-	34,274	13,221	-	-	-	-	-	-	47,495	12,060	13,142
4	PT Tugu Reasuransi Indonesia	-	11,167	795	5,836	-	-	-	-	-	17,798	2,044	3,708
5	PT Reasuransi Melipark Indonesia	-	-	-	-	-	-	-	-	-	-	-	-
<b>JUMLAH / SUB TOTAL</b>		<b>-</b>	<b>96,810</b>	<b>14,451</b>	<b>5,836</b>	<b>-</b>	<b>-</b>	<b>117,098</b>	<b>45,889</b>	<b>44,206</b>	<b>115,416</b>		
<b>JUMLAH SELURUHNYA / GRAND TOTAL</b>		<b>5,709,506</b>	<b>103,823</b>	<b>15,182</b>	<b>5,883</b>	<b>107,263</b>	<b>3,616</b>	<b>5,662,222</b>	<b>1,481,040</b>	<b>1,738,599</b>	<b>5,919,781</b>		

Keterangan / Notes :

\*) Tidak Menyampaikan Laporan / Have Not Submitted Annual Report

\*\*) Pencabutan Izin Usaha / Licenses Have Been Removed

\*\*\*) Pemberian Izin Usaha Baru / New Licenses



Usaha Asuransi Umum dan Reasuransi  
Non Life Insurance and Reinsurance Business

TABEL : 2.12.3/TABLE: 2.12.3  
KLAIM USAHA ASURANSI UMUM DAN REASURANSI TAHUN 2014  
CLAIMS OF NON LIFE INSURANCE AND REINSURANCE BUSINESS IN 2014  
Lini Usaha : Pengangkutan  
Line of Business : Marine Cargo

NO NO	NAMA PERUSAHAAN NAME OF COMPANY	POS LANGSUNG DIRECT BUSINESS	REASURANSI / REINSURANCE		OUTWARD		KLAIM NETTO NET CLAIM	CADANGAN KLAIM CLAIM RESERVE		Dalam Jutaan Rupiah In Million Rupiah		
			DALAM NEGERI DOMESTIC	LUAR NEGERI ABROAD	ASEAN ASEAN	LUAR NEGERI ABROAD		TAHUN LALU PREVIOUS YEAR	TAHUN BERJALAN CURRENT YEAR		BEBAN KLAIM CLAIMS INCURRED	
(1)	(2)	(3)	(4)	(5)	(6)	(7)	(8)	(9)	(10)	(11)	(12)	(13)
<b>PERUSAHAAN ASURANSI UMUM NASIONAL</b>												
<b>NATIONAL NON LIFE INSURANCE COMPANIES</b>												
1	PT Asuransi Adira Dinemika	10,193	-	-	-	1,454	3,478	-	5,261	12,595	2,206	(5,128)
2	PT Asuransi Ariandito	2,438	-	-	-	1,708	5	-	724	1,080	1,267	912
3	PT Arthagraha General Insurance	1,943	6	-	-	1,307	-	-	642	279	641	641
4	PT Asuransi Asoka Mas	(248)	(248)	-	-	99	-	-	157	568	1,266	865
5	PT Asuransi Astira Buana	(5)	-	-	-	-	-	-	(5)	-	-	(5)
6	PT Avrist General Insurance (d/h PT Asuransi Star	1,954	-	-	-	1,241	424	-	289	29	58	318
7	PT Asuransi Bangun Askrida	4,551	97	-	-	2,457	294	-	1,898	3,013	1,739	624
8	PT Fairfax Insurance Indonesia (d/h Batavia Milirati	-	-	-	-	-	-	-	-	62	-	(62)
9	PT Berdikari Insurance	-	-	-	-	-	-	-	-	-	-	-
10	PT Asuransi Bhakti Bhayangkara	22	3	-	-	-	-	-	25	(146)	-	171
11	PT Asuransi Bina Dana Arta Tbk.	2,261	-	-	-	1,351	-	-	910	1,401	465	(26)
12	PT Asuransi Binapriya Upakara	-	-	-	-	-	-	-	-	-	-	-
13	PT Asuransi Bimatang Tbk.	2,585	0	-	-	(107)	-	324	2,369	3,373	3,234	2,230
14	PT Asuransi Bosowa Periskop	7,032	-	-	-	5,639	-	-	1,393	841	2,513	3,065
15	PT Asuransi Brings Sejathera Attamakmur	-	-	-	-	-	-	-	-	-	-	-
16	PT Asuransi Buana Independent	9,865	-	31	-	684	790	-	8412	3,583	2,971	7,800
17	PT Asuransi Umum Bumiputera Muda 1987	663	234	-	-	-	-	-	888	434	271	725
18	PT Asuransi Central Asia	75,761	25	11	262	15,962	48,895	6,580	4,621	6,708	7,727	5,641
19	PT Asuransi Umum BCA (d/h PT Central Sejathera	11	0	-	-	-	-	-	11	-	349	360
20	PT Citra International Underwriters	-	-	-	-	-	-	-	19	212	-	(193)
21	PT Asuransi Dayin Mitra Tbk.	6,233	-	-	-	248	423	3,308	2,255	2,796	3,678	3,137
22	PT Asuransi Eka Lloyd Jaya	714	-	-	-	34	2	-	678	827	310	162
23	PT Asuransi Eksespor Indonesia (Persero)	-	-	-	-	-	-	-	-	-	-	-
24	PT Asuransi Harta Aman Pratama Tbk.	3,839	2	-	-	1,012	828	-	2,002	2,391	2,481	2,093
25	PT Asuransi Himalaya Pelindung	4,868	0	-	-	514	483	-	3,871	829	1,757	4,800
26	PT Asuransi FPG Indonesia (d/h Asuransi Indrapur	25,310	-	-	-	3,280	17,483	279	4,268	3,786	4,464	4,946
27	PT Asuransi Intra Asia	217	-	-	-	13	-	-	204	2,395	206	(1,985)
28	PT MNC Asuransi Indonesia (d/h Asuransi Jamind	4,360	-	-	-	3,599	-	-	761	664	181	278
29	PT Asuransi Jasa Indonesia (Persero)	16,947	1,180	-	1,499	13	-	-	19,614	25,849	23,442	17,207
30	PT Asuransi Jasa Raharja Putera	3,258	246	-	-	1,811	-	-	1,692	3,525	238	(1,595)
31	PT Asuransi Jasa Tania Tbk.	3,559	0	-	-	165	-	-	3,395	313	4,871	7,953
32	PT Asuransi Kredit Indonesia (Persero)	-	-	-	-	-	-	-	-	-	-	-
33	PT Lippo General Insurance Tbk.	11,083	-	-	-	3,060	3,640	-	4,383	2,858	7,458	8,983
34	PT Malacca Trust Wuwungan Insurance (d/h PT A	-	-	-	-	-	-	-	-	-	-	-
35	PT Asuransi Umum Mega	-	-	-	-	4,266	2	-	4,264	17	-	4,247
36	PT Asuransi Mega Pratama	1,840	157	-	-	204	-	-	1,793	-	-	1,793
37	PT Asuransi Mitra Mapanya	-	-	-	-	-	-	-	-	-	-	-
38	PT Asuransi Multi Artha Guna	1,704	-	-	-	212	79	30	1,383	2,252	781	(88)
39	PT Pan Pacific Insurance (d/h PT Asuransi Jaya In	-	-	-	-	-	-	-	-	-	-	-
40	PT Pan Pacific Insurance	-	-	-	-	-	-	-	-	-	-	-
41	PT Asuransi Parolamas	8,447	-	-	-	3,801	-	-	4,646	1,234	637	4,049
42	PT Asuransi Purna Antanugraha	2,096	(300)	-	-	-	-	-	1,277	1,796	1,897	1,897
43	PT Asuransi Raksa Pratikara	8,197	-	-	-	623	6,429	-	1,144	821	1,337	1,660
44	PT Asuransi Rama Satria Wibawa	-	-	-	-	-	-	-	-	-	-	-
45	PT Asuransi Ramayana Tbk.	50,122	-	-	-	27,916	12,475	-	9,731	6,230	8,145	11,646
46	PT Asuransi Raya	804	-	-	-	-	-	-	804	8	10	806



Usaha Asuransi Umum dan Reasuransi  
Non Life Insurance and Reinsurance Business

TABEL: 2.12.4/TABLE: 2.12.4  
KLAIM USAHA ASURANSI UMUM DAN REASURANSI TAHUN 2014  
CLAIMS OF NON-LIFE INSURANCE AND REINSURANCE BUSINESS IN 2014

Unit Usaha : Rangka Kepala  
Line of Business : Marine Hull

NO NO	NAMA PERUSAHAAN NAME OF COMPANY	POS LANGSUNG DIRECT BUSINESS	DALAM NEGERI DOMESTIC			REASURANSI / REINSURANCE			OUTWARD			KADANGAN KLAIM CLAIM RESERVE	DALAM Jutaan Rupiah In Million Rupiah		
			(3)	(4)	(5)	(6)	(7)	(8)	(9)	(10)	(11)			(12)	(13)
<b>PERUSAHAAN ASURANSI UMUM NASIONAL</b>															
<b>NATIONAL NON LIFE INSURANCE COMPANIES</b>															
1	PT Asuransi Adira Dinamika	60,828	-	-	-	39,114	-	-	18,058	-	-	3,656	2,275	6,609	7,990
2	PT Asuransi Artatindo	-	0	-	-	-	-	-	-	-	-	0	-	-	0
3	PT Athragraha General Insurance	14,819	215	-	-	3,827	-	-	2,784	-	-	2,714	5,933	7,681	4,461
4	PT Asuransi Asoka Wals	1,198	2	-	-	1,117	-	-	-	-	-	83	129	608	562
5	PT Asuransi Astra Buana	(0)	-	-	-	-	-	-	-	-	-	(0)	38	38	(0)
6	PT Avrist General Insurance (d/h PT Asuransi Star	-	-	-	-	-	-	-	-	-	-	-	-	-	-
7	PT Asuransi Bangun Askrida	(183)	926	-	-	(10)	-	-	-	-	-	753	1,460	1,160	453
8	PT Fairfax Insurance Indonesia (d/h Batevia Mitra	-	-	-	-	-	-	-	-	-	-	-	96	-	(96)
9	PT Berkidari Insurance	-	-	-	-	-	-	-	-	-	-	-	-	-	-
10	PT Asuransi Bhakti Bhayangkara	154	376	-	-	-	-	-	-	-	-	530	(830)	-	1,360
11	PT Asuransi Bina Dana Arta Tbk.	-	-	-	-	-	-	-	-	-	-	-	-	-	-
12	PT Asuransi Binacirya Upakara	-	-	-	-	-	-	-	-	-	-	-	-	-	-
13	PT Asuransi Bintang Tbk	1,877	33	-	-	1,695	-	-	-	-	-	215	617	498	96
14	PT Asuransi Bosowa Periskop	96	-	-	-	-	-	-	-	-	-	76	69	4,349	4,355
15	PT Asuransi Brigin Seljahtera Artamakmur	10,968	-	-	-	20	-	-	-	-	-	312	2,007	7,478	5,783
16	PT Asuransi Buana Independen	-	-	-	-	-	-	-	-	-	-	-	-	156	156
17	PT Asuransi Unum Bumiputera Muda 1967	160	3,129	-	-	-	-	-	-	-	-	3,290	3,478	383	195
18	PT Asuransi Central Asia	81,985	0	11	-	49,027	-	-	18,745	-	-	7,330	18,075	17,867	7,122
19	PT Asuransi Unum BCA (d/h PT Central Seljahter	24	0	-	-	23	-	-	-	-	-	0	1	-	(1)
20	PT Citra International Underwriters	-	-	-	-	-	-	-	-	-	-	-	-	-	-
21	PT Asuransi Dayin Mitra Tbk.	37,229	-	-	-	1,014	-	-	22,759	-	-	1,344	3,050	3,359	1,653
22	PT Asuransi Eka Lloyd Jaya	-	-	-	-	-	-	-	-	-	-	-	-	-	-
23	PT Asuransi Ekspor Indonesia (Persero)	-	-	-	-	-	-	-	-	-	-	-	-	-	-
24	PT Asuransi Harta Aman Pratama Tbk.	-	-	-	-	-	-	-	-	-	-	-	-	-	-
25	PT Asuransi Himalaya Peindung	2,577	-	-	-	-	-	-	-	-	-	1,617	27	97	1,687
26	PT Asuransi FPG Indonesia (d/h Asuransi Indrapu	36,423	-	-	-	1,721	-	-	33,703	-	-	928	1,159	1,999	1,767
27	PT Asuransi Intra Asia	-	-	-	-	-	-	-	-	-	-	-	-	0	0
28	PT MNC Asuransi Indonesia (d/h Asuransi Jamind	-	-	-	-	-	-	-	-	-	-	-	-	-	-
29	PT Asuransi Jasa Indonesia (Persero)	240,378	4,636	-	-	9,897	-	-	-	-	-	108,241	152,110	143,237	99,368
30	PT Asuransi Jasa Raharja Putera	18,596	73	-	-	15,333	-	-	-	-	-	3,336	29,685	14,203	(12,146)
31	PT Asuransi Jasa Tania Tbk.	83	175	-	-	68	-	-	-	-	-	190	333	821	678
32	PT Asuransi Kredit Indonesia (Persero)	-	-	-	-	-	-	-	-	-	-	-	-	-	-
33	PT Lippo General Insurance Tbk.	-	-	-	-	-	-	-	-	-	-	-	-	-	-
34	PT Malacca Trust Wuwungan Insurance (d/h PT A	-	-	-	-	-	-	-	-	-	-	-	-	-	-
35	PT Asuransi Umum Mega	-	-	-	-	-	-	-	-	-	-	-	-	-	-
36	PT Asuransi Mega Pratama	333	222	-	-	0	-	-	-	-	-	555	-	-	555
37	PT Asuransi Mitra Meparya	-	-	-	-	-	-	-	-	-	-	-	-	-	-
38	PT Asuransi Multi Artha Guna	8	-	-	-	26	-	-	3	-	-	(21)	10	-	(30)
39	PT Pan Pacific Insurance (d/h PT Asuransi Jaya In	-	-	-	-	-	-	-	-	-	-	-	-	-	-
40	PT Panin Insurance	-	-	-	-	-	-	-	-	-	-	-	-	-	-
41	PT Asuransi Parolamas	773	-	-	-	484	-	-	-	-	-	289	613	163	(162)
42	PT Asuransi Purna Aratungraha	169,671	-	-	-	91,655	-	-	-	-	-	10,932	9,017	5,779	7,695
43	PT Asuransi Raksa Pratikara	-	-	-	-	-	-	-	-	-	-	-	-	-	-
44	PT Asuransi Rama Satira Wibawa	-	-	-	-	-	-	-	-	-	-	-	-	-	-
45	PT Asuransi Ramayana Tbk.	26,128	0	-	-	21,908	-	-	2,862	-	-	1,358	5,555	6,910	2,713
46	PT Asuransi Raya	-	-	-	-	-	-	-	-	-	-	-	-	-	-

NO NO	NAMA PERUSAHAAN NAME OF COMPANY	POS LANGSUNG DIRECT BUSINESS	DALAM NEGERI DOMESTIC		INWARD		REASURANSI / REINSURANCE		OUTWARD			KADANGAN KLAIM CLAIM RESERVE	
			(3)	(4)	ASEAN ASEAN	LAINNYA OTHERS	DALAM NEGERI DOMESTIC	ASEAN ASEAN	LUAR NEGERI ABROAD	ASEAN ASEAN	LUAR NEGERI ABROAD	LAINNYA OTHERS	TAHUN LALU PREVIOUS YEAR
(1)	(2)	(3)	(4)	(5)	(6)	(7)	(8)	(9)	(10)	(11)	(12)	(13)	
47	PT Asuransi Recapital	(1)	-	-	-	-	-	-	(1)	17	17	(1)	
48	PT Asuransi Reliance Indonesia	131	-	-	77	-	-	-	54	15	15	215	
49	PT Sarana Lindung Upaya	-	-	-	-	-	-	-	-	-	-	-	
50	PT Asuransi Sinar Mas	25.026	344	-	541	2.740	6.867	8.706	7.597	19.769	13.021	850	
51	PT Maskapai Asuransi Sonwellis	-	-	-	-	-	-	-	-	-	-	-	
52	PT Asuransi Sumit Oto	-	270	-	-	-	-	-	270	119	172	323	
53	PT Staco Mandiri (dih PT Staco Jasa Pratama)	-	-	-	-	-	-	-	-	-	-	-	
54	PT Asuransi Tri Pakarta	20	467	-	-	-	-	-	-	18	151	496	
55	PT Asuransi Tugu Kresna Pratama	22.609	187	-	-	3.875	16.857	667	1.398	10.363	14.044	5.090	
56	PT Tugu Pratama Indonesia	-	-	-	-	-	-	-	-	-	-	-	
57	PT Victoria Insurance (dih PT Asuransi Umum Cer	-	-	-	-	-	-	-	-	-	-	-	
58	PT Asuransi Vioei (dih PT Asuransi Fadent Mahiko	27.645	-	-	-	15.878	6.106	104	5.557	21.277	19.712	3.991	
59	PT Asuransi Wahana Tata	-	-	-	-	-	-	-	-	-	-	-	
60	PT Asuransi Mitra Pelindung Mustika	-	-	-	-	-	-	-	-	-	-	-	
61	PT Asuransi Umum Pahin**	-	-	-	-	-	-	-	-	-	-	-	
62	PT Asuransi Cakrawala Proteksi Indonesia	-	-	-	-	-	-	-	-	-	-	-	
63	PT Asuransi Simas Net	-	-	-	-	-	-	-	-	-	23	23	
64	PT Asuransi ASEI Indonesia	63	-	-	47	-	-	-	16	1.165	1.165	16	
65	PT Ace Jaya Proteksi (dih PT Asuransi Jaya Prote	789	-	-	31	-	-	-	758	2.054	802	(494)	
66	PT Asuransi Karyamas Sentralindo *)	-	-	-	-	-	-	-	-	-	-	-	
67	PT Asuransi Putri Ash **)	-	-	-	-	-	-	-	-	-	-	-	
68	PT Asuransi Wanamekar Handayani **)	-	-	-	-	-	-	-	-	-	-	-	
69	PT Aseel Reasuransi Indonesia	7.070	2.071	-	-	1.991	-	-	7.149	4.175	9.314	12.288	
<b>JUMLAH / SUB TOTAL</b>		<b>780.406</b>	<b>11.058</b>	<b>9.897</b>	<b>553</b>	<b>340.881</b>	<b>128.743</b>	<b>168.442</b>	<b>163.848</b>	<b>289.828</b>	<b>272.706</b>	<b>146.725</b>	
<b>PERUSAHAAN ASURANSI UMUM PATUNGAN</b>													
<b>JOINT VENTURE NON LIFE INSURANCE COMPANIES</b>													
1	PT ACE Jaya Proteksi (dih PT Asuransi Jaya Prote	-	-	-	-	-	-	-	-	-	-	-	
2	PT Asuransi Allianz Utama Indonesia	-	-	-	-	-	-	-	-	-	-	-	
3	PT Asuransi Axa Indonesia	5.101	-	-	-	-	3.580	1.574	(53)	282	576	242	
4	PT Bess Central Insurance (dih PT Asuransi AIOI	-	-	-	-	-	-	-	-	-	22	22	
5	PT AIG Insurance Indonesia (dih PT Chartis Insur	-	-	-	-	-	-	-	-	-	-	-	
6	PT China Tailoring Insurance Indonesia	-	-	-	-	-	-	-	-	-	-	-	
7	PT Meritz Korindo Insurance (dih PT Asuransi Han	3.347	-	-	-	1.335	540	1.304	167	43	312	436	
8	PT KSK Insurance Indonesia (dih PT Kurnia Insur	311	-	-	-	270	12	1	28	585	269	(286)	
9	PT LIG Insurance Indonesia	-	-	-	-	-	-	-	-	-	-	-	
10	PT MAA General Assurance	5.298	2	-	114	4.123	116	-	1.061	5.770	4.479	(230)	
11	PT Asuransi Mandiri Axa General Insurance (dih P	759	-	-	-	-	607	-	38	338	338	40	
12	PT Asuransi MSIG Indonesia	1.066	-	-	-	-	-	617	449	96	124	476	
13	PT Asuransi Sompo Japan Nipponkoa Indonesia (	1.119	-	-	-	-	-	1.088	30	24	-	7	
14	PT Asuransi QBE Pool Indonesia	-	-	-	-	-	-	-	-	-	-	-	
15	PT Asuransi Samsung Tugu	-	-	-	-	-	-	-	-	-	-	-	
16	PT Asuransi Tokio Marine Indonesia	-	0	-	-	-	-	-	0	67	84	18	
17	PT Zurich Insurance Indonesia	-	-	-	-	-	-	-	-	-	-	-	
18	PT Asuransi CHUBB Indonesia	-	-	-	-	-	-	-	-	-	-	-	
19	PT Sompo Japan Insurance Indonesia	1.119	-	-	-	-	-	1.088	30	24	-	7	
<b>JUMLAH / SUB TOTAL</b>		<b>18.120</b>	<b>2</b>	<b>5.842</b>	<b>398</b>	<b>26.819</b>	<b>97.699</b>	<b>14</b>	<b>1.751</b>	<b>7.227</b>	<b>6.205</b>	<b>729</b>	
<b>PERUSAHAAN REASURANSI</b>													
<b>REINSURANCE COMPANIES</b>													
1	PT Reasuransi Internasional Indonesia	-	83.080	-	398	2.293	34.380	14	46.793	43.345	50.711	54.159	
2	PT Maskapai Reasuransi Indonesia	-	15.699	201	-	6.074	19.259	-	9.826	19.259	8.893	(540)	
3	PT Reasuransi Nasional Indonesia	-	48.870	7	-	5.005	65.794	-	43.872	65.794	83.686	61.764	
4	PT Tugu Reasuransi Indonesia	-	129.196	38.832	-	24.826	52.241	-	91.161	62.471	94.738	123.427	
5	PT Reasuransi Melipark Indonesia	-	-	-	-	-	-	-	-	-	-	-	
<b>JUMLAH / SUB TOTAL</b>		<b>-</b>	<b>276.845</b>	<b>39,040</b>	<b>398</b>	<b>26,819</b>	<b>97,699</b>	<b>14</b>	<b>191,652</b>	<b>190,870</b>	<b>238,028</b>	<b>238,810</b>	
<b>JUMLAH SELURUHNYA / GRAND TOTAL</b>		<b>798.526</b>	<b>287.905</b>	<b>10.295</b>	<b>39.893</b>	<b>373.641</b>	<b>231.298</b>	<b>174.129</b>	<b>357.251</b>	<b>487.925</b>	<b>516.939</b>	<b>386.264</b>	

Keterangan / Notes :

\*) Tidak Menyampaikan Laporan / Have Not Submitted Annual Report

\*\*) Pencabutan Izin Usaha / Licenses Have Been Removed

\*\*\*) Pemberian Izin Usaha Baru / New Licenses

Usaha Asuransi Umum dan Reasuransi  
Non Life Insurance and Reinsurance Business

TABEL: 2.12.5/TABLE: 2.12.5  
KLAIM USUSA ASURANSI UMUM DAN REASURANSI TAHUN 2014  
CLAIMS OF NON LIFE INSURANCE AND REINSURANCE BUSINESS IN 2014  
Lini Usaha : Rangka Pesawat  
Line of Business : Aviation

NO NO	NAMA PERUSAHAAN NAME OF COMPANY	POS LANGSUNG DIRECT BUSINESS	REASURANSI / REINSURANCE			OUTWARD			KADANGAN KLAIM CLAIM RESERVE	Dalam - Jutaan Rupiah In Million Rupiah		
			DALAM NEGERI DOMESTIC	LUAR NEGERI ABROAD	LAINNYA OTHERS	DALAM NEGERI DOMESTIC	LUAR NEGERI ABROAD	LAINNYA OTHERS		TAHUN LALU PREVIOUS YEAR	TAHUN BERJALAN CURRENT YEAR	BEBAN KLAIM CLAIMS INCURRED
(1)	(2)	(3)	(4)	(5)	(6)	(7)	(8)	(9)	(10)	(11)	(12)	(13)
<b>PERUSAHAAN ASURANSI UMUM NASIONAL</b>												
<b>NATIONAL NON LIFE INSURANCE COMPANIES</b>												
1	PT Asuransi Adira Dinamika	415	-	-	-	415	-	-	0	-	-	0
2	PT Asuransi Artindo	-	-	-	-	-	-	-	-	-	-	-
3	PT Athragraha General Insurance	-	-	-	-	-	-	-	-	-	-	-
4	PT Asuransi Asoka Wals	11.439	-	-	-	11.335	-	-	105	189	188	103
5	PT Asuransi Astra Buana	-	-	-	-	-	-	-	-	-	-	-
6	PT Avrist General Insurance (d/h PT Asuransi Star	-	17	-	-	-	-	-	-	-	-	-
7	PT Asuransi Bangun Askrida	-	-	-	-	-	-	-	17	150	173	40
8	PT Faifax Insurance Indonesia (d/h Batevia Mitra	-	-	-	-	-	-	-	-	-	-	-
9	PT Berdikari Insurance	-	-	-	-	-	-	-	-	-	-	-
10	PT Asuransi Bhakti Bhayangkara	2	-	-	-	-	-	-	2	1	-	1
11	PT Asuransi Bina Dana Aira Tbk.	-	-	-	-	-	-	-	-	-	-	-
12	PT Asuransi Binacriya Upakara	-	-	-	-	-	-	-	-	-	-	-
13	PT Asuransi Bintang Tbk	-	-	-	-	-	-	-	-	-	-	-
14	PT Asuransi Bosowa Periskop	-	-	-	-	-	-	-	-	-	-	-
15	PT Asuransi Brigin Seljahtera Artamakmur	(8)	-	-	-	-	-	-	(8)	59	61	(6)
16	PT Asuransi Buana Independen	-	-	-	-	-	-	-	-	-	-	-
17	PT Asuransi Umum Bumiputera Muda 1967	-	-	-	-	-	-	-	-	-	282	282
18	PT Asuransi Central Asia	-	-	-	-	-	-	-	-	-	-	-
19	PT Asuransi Umum BCA (d/h PT Central Seljahter	-	-	-	-	-	-	-	-	-	-	-
20	PT Citra International Underwriters	2	-	-	-	-	-	-	2	31	6	(23)
21	PT Asuransi Dayin Mitra Tbk.	-	-	-	-	-	-	-	-	-	-	-
22	PT Asuransi Eka Lloyd Jaya	-	-	-	-	-	-	-	-	-	-	-
23	PT Asuransi Ekspor Indonesia (Persero)	-	-	-	-	-	-	-	-	-	-	-
24	PT Asuransi Harta Aman Pratama Tbk.	-	-	-	-	-	-	-	-	-	-	-
25	PT Asuransi Himalaya Peleindung	-	-	-	-	-	-	-	-	-	-	-
26	PT Asuransi FPG Indonesia (d/h Asuransi Indrapul	-	-	-	-	-	-	-	-	-	-	-
27	PT Asuransi Intra Asia	-	-	-	-	-	-	-	-	-	-	-
28	PT MNC Asuransi Indonesia (d/h Asuransi Jamind	-	-	-	-	-	-	-	-	-	0	0
29	PT Asuransi Jasa Indonesia (Persero)	40.635	3.875	-	-	(2.876)	-	42.917	4.569	10.722	5.466	(687)
30	PT Asuransi Jasa Raharja Putera	-	2	-	-	-	-	-	2	-	-	2
31	PT Asuransi Jasa Tania Tbk.	-	-	-	-	-	-	-	-	-	-	-
32	PT Asuransi Kredit Indonesia (Persero)	-	-	-	-	-	-	-	-	-	-	-
33	PT Lippo General Insurance Tbk.	7.177	-	-	-	-	7.174	-	3	-	-	3
34	PT Malacca Trust Wuwungan Insurance (d/h PT A	-	-	-	-	-	-	-	-	-	-	-
35	PT Asuransi Umum Mega	-	-	-	-	-	-	-	-	-	-	-
36	PT Asuransi Mega Pratama	(0)	0	-	-	-	-	-	0	-	-	0
37	PT Asuransi Mitra Meparya	-	-	-	-	-	-	-	-	-	-	-
38	PT Asuransi Multi Artha Guna	-	-	-	-	-	-	-	-	-	-	-
39	PT Pan Pacific Insurance (d/h PT Asuransi Jaya In	-	-	-	-	-	-	-	-	-	-	-
40	PT Panin Insurance	-	-	-	-	-	-	-	-	-	-	-
41	PT Asuransi Parolamas	-	-	-	-	-	-	-	-	-	-	-
42	PT Asuransi Purna Artaugraha	-	-	-	-	-	-	-	-	6	241	235
43	PT Asuransi Raksa Pratikara	-	-	-	-	-	-	-	-	-	-	-
44	PT Asuransi Rama Satria Wibawa	-	-	-	-	-	-	-	-	-	-	-
45	PT Asuransi Ramayana Tbk.	147	0	-	-	147	-	-	0	22	1	(20)
46	PT Asuransi Raya	-	-	-	-	-	-	-	-	-	-	-

NO NO	NAMA PERUSAHAAN NAME OF COMPANY	POS LANGSUNG DIRECT BUSINESS	DALAM NEGERI DOMESTIC		INWARD		REASURANSI / REINSURANCE		OUTWARD		KLAIM NETTO NET CLAIM	CADANGAN KLAIM CLAIM RESERVE		
			(3)	(4)	ASEAN ASEAN	LUAR NEGERI ABROAD	LAINNYA OTHERS	(6)	(7)	ASEAN ASEAN		LUAR NEGERI ABROAD	LAINNYA OTHERS	(10)
(1)	(2)	(3)	(4)	(5)	(6)	(7)	(8)	(9)	(10)	(11)	(12)	(13)		
47	PT Asuransi Recapital	-	-	-	-	-	-	-	-	-	-	-		
48	PT Asuransi Reliance Indonesia	-	-	-	-	-	-	-	-	-	-	-		
49	PT Sarana Lindung Upaya	-	-	-	-	-	-	-	-	-	-	-		
50	PT Asuransi Sinar Mas	-	-	-	-	-	-	-	-	-	-	-		
51	PT Maskapai Asuransi Sonwells	-	-	-	-	-	-	-	-	-	-	-		
52	PT Asuransi Sumit Oto	-	-	-	-	-	-	-	-	-	-	-		
53	PT Staco Mandiri (dih PT Staco Jasa Pratama)	-	-	-	-	-	-	-	-	-	-	-		
54	PT Asuransi Tri Pakarta	-	-	-	-	-	-	-	-	-	-	-		
55	PT Asuransi Tugu Kresna Pratama	870	0	-	-	798	-	-	-	72	85	76		
56	PT Tugu Pratama Indonesia	26.724	-	-	-	11.346	-	8.306	4.883	2.188	2.687	1.907		
57	PT Victoria Insurance (dih PT Asuransi Umum Cer	-	-	-	-	-	-	-	-	-	-	-		
58	PT Asuransi Vici (dih PT Asuransi Fadent Mahiko	571	-	-	-	70	-	391	-	110	254	768		
59	PT Asuransi Wahana Tata	-	-	-	-	-	-	-	-	-	-	-		
60	PT Asuransi Mitra Pelindung Mustika	-	-	-	-	-	-	-	-	-	-	-		
61	PT Asuransi Umum Panin**	-	-	-	-	-	-	-	-	-	-	-		
62	PT Asuransi Cakrawala Proteksi Indonesia	-	-	-	-	-	-	-	-	-	-	-		
63	PT Asuransi Simas Net	-	-	-	-	-	-	-	-	-	-	-		
64	PT Asuransi ASEI Indonesia	-	-	-	-	-	-	-	-	-	-	-		
65	PT Ace Jaya Proteksi (dih PT Asuransi Jaya Prote	-	-	-	-	-	-	-	-	-	-	-		
66	PT Ace Jaya Proteksi (dih PT Asuransi Jaya Prote	-	-	-	-	-	-	-	-	-	-	-		
68	PT Asuransi Karyamas Sentralindo *)	-	-	-	-	-	-	-	-	-	-	-		
67	PT Asuransi Puri Ash **)	-	-	-	-	-	-	-	-	-	-	-		
68	PT Asuransi Wanamekar Handayani **)	-	-	-	-	-	-	-	-	-	-	-		
69	PT Aseel Reasuransi Indonesia	930	273	-	-	262	-	-	-	941	549	1.226		
<b>JUMLAH / SUB TOTAL</b>		<b>87,974</b>	<b>3,895</b>	-	-	<b>21,135</b>	-	<b>15,871</b>	<b>47,801</b>	<b>7,062</b>	<b>14,205</b>	<b>9,168</b>	<b>2,025</b>	
<b>PERUSAHAAN ASURANSI UMUM PATUNGAN</b>														
<b>JOINT VENTURE NON LIFE INSURANCE COMPANIES</b>														
1	PT ACE Jaya Proteksi (dih PT Asuransi Jaya Prot	-	-	-	-	-	-	-	-	-	-	-		
2	PT Asuransi Allianz Utama Indonesia	-	-	-	-	-	-	-	-	-	-	-		
3	PT Asuransi Axa Indonesia	-	-	-	-	-	-	-	-	-	-	-		
4	PT Bess Central Insurance (dih PT Asuransi AIOI	-	-	-	-	-	-	-	-	-	-	-		
5	PT AIG Insurance Indonesia (dih PT Chantix Insur	-	-	-	-	-	-	-	-	-	-	-		
6	PT China Tailoring Insurance Indonesia	-	-	-	-	-	-	-	-	-	-	-		
7	PT Meritz Korindo Insurance (dih PT Asuransi Han	-	-	-	-	-	-	-	-	-	-	-		
8	PT KSK Insurance Indonesia (dih PT Kurmia Insur	-	-	-	-	-	-	-	-	-	-	-		
9	PT LIG Insurance Indonesia	-	-	-	-	-	-	-	-	-	-	-		
10	PT MAA General Assurance	-	-	-	-	-	-	-	-	-	-	-		
11	PT Asuransi Manjiri Axa General Insurance (dih P	-	-	-	-	-	-	-	-	-	-	-		
12	PT Asuransi MSIG Indonesia	-	-	-	-	-	-	-	-	-	-	-		
13	PT Asuransi Sompo Japan Nipponkoa Indonesia (	-	-	-	-	-	-	-	-	-	-	-		
14	PT Asuransi QBE Pool Indonesia	-	-	-	-	-	-	-	-	-	-	-		
15	PT Asuransi Samsung Tugu	-	-	-	-	-	-	-	-	-	-	-		
16	PT Asuransi Tokio Marine Indonesia	-	-	-	-	-	-	-	-	-	-	-		
17	PT Zurich Insurance Indonesia	-	-	-	-	-	-	-	-	-	-	-		
18	PT Asuransi CHUBB Indonesia	-	-	-	-	-	-	-	-	-	-	-		
19	PT Sompo Japan Insurance Indonesia	-	-	-	-	-	-	-	-	-	-	-		
<b>JUMLAH / SUB TOTAL</b>		-	-	-	-	-	-	-	-	-	-	-		
<b>PERUSAHAAN REASURANSI</b>														
<b>REINSURANCE COMPANIES</b>														
1	PT Reasuransi International Indonesia	-	6.001	-	-	0	(302)	-	-	6.304	6.106	6.394		
2	PT Maskapai Reasuransi Indonesia	-	69	-	-	-	-	-	-	69	31	114		
3	PT Reasuransi Nasional Indonesia	-	69	-	-	-	-	-	-	69	1.824	2.199		
4	PT Tugu Reasuransi Indonesia	-	4.062	-	-	-	-	-	-	4.235	2.739	7.367		
5	PT Reasuransi Malpark Indonesia	-	-	-	-	-	-	-	-	-	-	8.864		
<b>JUMLAH / SUB TOTAL</b>		-	<b>10,201</b>	<b>173</b>	<b>0</b>	<b>(302)</b>	<b>0</b>	<b>15,871</b>	<b>47,801</b>	<b>17,738</b>	<b>24,905</b>	<b>25,243</b>		
<b>JUMLAH SELURUHNYA / GRAND TOTAL</b>		<b>87,974</b>	<b>14,096</b>	<b>173</b>	<b>0</b>	<b>20,833</b>	<b>0</b>	<b>15,871</b>	<b>47,801</b>	<b>17,738</b>	<b>24,905</b>	<b>25,243</b>		

Keterangan / Notes :

\*) Tidak Menyampaikan Laporan / Have Not Submitted Annual Report

\*\*) Pencabutan Izin Usaha / Licenses Have Been Removed

\*\*\*) Pemberian Izin Usaha Baru / New Licenses

Usaha Asuransi Umum dan Reasuransi  
Non Life Insurance and Reinsurance Business

TABEL: 2.12.6/TABLE: 2.12.6  
KLAIM USASA ASURANSI UMUM DAN REASURANSI TAHUN 2014  
CLAIMS OF NON LIFE INSURANCE AND REINSURANCE BUSINESS IN 2014

Unit Usaha : Satelit

Line of Business : Satellite

NO NO	NAMA PERUSAHAAN NAME OF COMPANY	POS LANGSUNG DIRECT BUSINESS	REASURANSI / REINSURANCE			OUTWARD			KADANGAN KLAIM CLAIM RESERVE	Dalam - Jutaan Rupiah In Million Rupiah		
			DALAM NEGERI DOMESTIC	LUAR NEGERI ABROAD	INWARD	DALAM NEGERI DOMESTIC	LUAR NEGERI ABROAD	ASEAN		ASEAN ASEAN	TAHUN LALU PREVIOUS YEAR	TAHUN BERJALAN CURRENT YEAR
(1)	(2)	(3)	(4)	(5)	(6)	(7)	(8)	(9)	(10)	(11)	(12)	(13)
<b>PERUSAHAAN ASURANSI UMUM NASIONAL</b>												
<b>NATIONAL NON LIFE INSURANCE COMPANIES</b>												
1	PT Asuransi Adira Dinamika	-	-	-	-	-	-	-	-	-	-	-
2	PT Asuransi Aftando	-	-	-	-	-	-	-	-	-	-	-
3	PT Athragraha General Insurance	-	-	-	-	-	-	-	-	-	-	-
4	PT Asuransi Asoka Wals	-	-	-	-	-	-	-	-	-	-	-
5	PT Asuransi Asira Buana	-	-	-	-	-	-	-	-	-	-	-
6	PT Avrist General Insurance (d/h PT Asuransi Star	-	-	-	-	-	-	-	-	-	-	-
7	PT Asuransi Bangun Askrida	-	-	-	-	-	-	-	-	-	-	-
8	PT Faifax Insurance Indonesia (d/h Batevia Mitrat	-	-	-	-	-	-	-	-	-	-	-
9	PT Berdikari Insurance	-	-	-	-	-	-	-	-	-	-	-
10	PT Asuransi Bhakti Bhayangkara	-	-	-	-	-	-	-	-	-	-	-
11	PT Asuransi Bina Dana Arta Tbk.	-	-	-	-	-	-	-	-	-	-	-
12	PT Asuransi Binacriya Upakara	-	-	-	-	-	-	-	-	-	-	-
13	PT Asuransi Bintang Tbk	-	-	-	-	-	-	-	-	-	-	-
14	PT Asuransi Bosowa Periskop	-	-	-	-	-	-	-	-	-	-	-
15	PT Asuransi Brigin Seljahtera Artamakmur	-	-	-	-	-	-	-	-	-	-	-
16	PT Asuransi Buana Independent	-	-	-	-	-	-	-	-	-	-	-
17	PT Asuransi Umum Bumiputera Muda 1967	-	-	-	-	-	-	-	-	-	-	-
18	PT Asuransi Central Asia	-	-	-	-	-	-	-	-	-	-	-
19	PT Asuransi Umum BCA (d/h PT Central Seljahter	-	-	-	-	-	-	-	-	-	-	-
20	PT Citra International Underwriters	-	-	-	-	-	-	-	-	-	-	-
21	PT Asuransi Dayin Mitra Tbk.	-	-	-	-	-	-	-	-	-	-	-
22	PT Asuransi Eka Lloyd Jaya	-	-	-	-	-	-	-	-	-	-	-
23	PT Asuransi Ekspor Indonesia (Persero)	-	-	-	-	-	-	-	-	-	-	-
24	PT Asuransi Harta Aman Pratama Tbk.	-	-	-	-	-	-	-	-	-	-	-
25	PT Asuransi Himalaya Peleindung	-	-	-	-	-	-	-	-	-	-	-
26	PT Asuransi FPG Indonesia (d/h Asuransi Indrapur	-	-	-	-	-	-	-	-	-	-	-
27	PT Asuransi Intra Asia	-	-	-	-	-	-	-	-	-	-	-
28	PT MNC Asuransi Indonesia (d/h Asuransi Jamind	-	-	-	-	-	-	-	-	-	-	-
29	PT Asuransi Jasa Indonesia (Persero)	-	-	-	-	-	-	-	-	-	-	-
30	PT Asuransi Jasa Raharja Putera	-	-	-	-	-	-	-	-	-	-	-
31	PT Asuransi Jasa Tania Tbk.	-	-	-	-	-	-	-	-	-	-	-
32	PT Asuransi Kredit Indonesia (Persero)	-	-	-	-	-	-	-	-	-	-	-
33	PT Lippo General Insurance Tbk.	-	-	-	-	-	-	-	-	-	-	-
34	PT Malacca Trust Wuwungan Insurance (d/h PT A	-	-	-	-	-	-	-	-	-	-	-
35	PT Asuransi Umum Mega	-	-	-	-	-	-	-	-	-	-	-
36	PT Asuransi Mega Pratama	-	-	-	-	-	-	-	-	-	-	-
37	PT Asuransi Mitra Meparya	-	-	-	-	-	-	-	-	-	-	-
38	PT Asuransi Multi Artha Guna	-	-	-	-	-	-	-	-	-	-	-
39	PT Pan Pacific Insurance (d/h PT Asuransi Jaya In	-	-	-	-	-	-	-	-	-	-	-
40	PT Panin Insurance	-	-	-	-	-	-	-	-	-	-	-
41	PT Asuransi Parolamas	-	-	-	-	-	-	-	-	-	-	-
42	PT Asuransi Purna Artaugraha	-	-	-	-	-	-	-	-	-	-	-
43	PT Asuransi Raksa Pratikara	-	-	-	-	-	-	-	-	-	-	-
44	PT Asuransi Rama Satria Wibawa	-	-	-	-	-	-	-	-	-	-	-
45	PT Asuransi Ramayana Tbk.	-	-	-	-	-	-	-	-	-	-	-
46	PT Asuransi Raya	-	-	-	-	-	-	-	-	-	-	-

NO NO	NAMA PERUSAHAAN NAME OF COMPANY	POS LANGSUNG DIRECT BUSINESS	DALAM NEGERI DOMESTIC		INWARD		REASURANSI / REINSURANCE		OUTWARD			CADANGAN KLAIM CLAIM RESERVE				
			(3)	(4)	ASEAN ASEAN	LUAR NEGERI ABROAD	LAINNYA OTHERS	(6)	(7)	ASEAN ASEAN	LUAR NEGERI ABROAD	LAINNYA OTHERS	(10)	(11)	(12)	(13)
(1)	(2)	(3)	(4)	(5)	(6)	(7)	(8)	(9)	(10)	(11)	(12)	(13)				
47	PT Asuransi Recapital	-	-	-	-	-	-	-	-	-	-	-				
48	PT Asuransi Reliance Indonesia	-	-	-	-	-	-	-	-	-	-	-				
49	PT Sarana Lindung Upaya	-	-	-	-	-	-	-	-	-	-	-				
50	PT Asuransi Sinar Mas	-	-	-	-	-	-	-	-	-	-	-				
51	PT Maskapai Asuransi Sonwells	-	-	-	-	-	-	-	-	-	-	-				
52	PT Asuransi Sumit Oto	-	-	-	-	-	-	-	-	-	-	-				
53	PT Staco Mandiri (dih PT Staco Jasa Pratama)	-	-	-	-	-	-	-	-	-	-	-				
54	PT Asuransi Tri Pakarta	-	-	-	-	-	-	-	-	-	-	-				
55	PT Asuransi Tugu Kresna Pratama	-	-	-	-	-	-	-	-	-	-	-				
56	PT Tugu Pratama Indonesia	-	-	-	-	-	-	-	-	-	-	-				
57	PT Victoria Insurance (dih PT Asuransi Umum Cer	-	-	-	-	-	-	-	-	-	-	-				
58	PT Asuransi Vigei (dih PT Asuransi Fadem Mahiko	-	-	-	-	-	-	-	-	-	-	-				
59	PT Asuransi Wahana Tata	-	-	-	-	-	-	-	-	-	-	-				
60	PT Asuransi Mitra Pelindung Mustika	-	-	-	-	-	-	-	-	-	-	-				
61	PT Asuransi Umum Panih**	-	-	-	-	-	-	-	-	-	-	-				
62	PT Asuransi Cakrawala Proteksi Indonesia	-	-	-	-	-	-	-	-	-	-	-				
63	PT Asuransi Simas Net	-	-	-	-	-	-	-	-	-	-	-				
64	PT Asuransi ASEI Indonesia	-	-	-	-	-	-	-	-	-	-	-				
65	PT Ace Jaya Proteksi (dih PT Asuransi Jaya Prote	-	-	-	-	-	-	-	-	-	-	-				
66	PT Asuransi Karyamas Sentralindo *)	-	-	-	-	-	-	-	-	-	-	-				
67	PT Asuransi Puri Ash **)	-	-	-	-	-	-	-	-	-	-	-				
68	PT Asuransi Wanamekar Handayani **)	-	-	-	-	-	-	-	-	-	-	-				
69	PT Aseel Reasuransi Indonesia	-	-	-	-	-	-	-	-	-	-	-				
<b>JUMLAH / SUB TOTAL</b>													-	-	-	-
<b>PERUSAHAAN ASURANSI UMUM PATUNGAN</b>													-	-	-	-
<b>JOINT VENTURE NON LIFE INSURANCE COMPANIES</b>													-	-	-	-
1	PT ACE Jaya Proteksi (dih PT Asuransi Jaya Prot	-	-	-	-	-	-	-	-	-	-	-				
2	PT Asuransi Allianz Utama Indonesia	-	-	-	-	-	-	-	-	-	-	-				
3	PT Asuransi Axa Indonesia	-	-	-	-	-	-	-	-	-	-	-				
4	PT Bess Central Insurance (dih PT Asuransi AIOI	-	-	-	-	-	-	-	-	-	-	-				
5	PT AIG Insurance Indonesia (dih PT Chantis Insur	-	-	-	-	-	-	-	-	-	-	-				
6	PT China Tailoring Insurance Indonesia	-	-	-	-	-	-	-	-	-	-	-				
7	PT Meritz Korindo Insurance (dih PT Asuransi Han	-	-	-	-	-	-	-	-	-	-	-				
8	PT KSK Insurance Indonesia (dih PT Kurnia Insur	-	-	-	-	-	-	-	-	-	-	-				
9	PT LIG Insurance Indonesia	-	-	-	-	-	-	-	-	-	-	-				
10	PT MAA General Assurance	-	-	-	-	-	-	-	-	-	-	-				
11	PT Asuransi Manjiri Axa General Insurance (dih P	-	-	-	-	-	-	-	-	-	-	-				
12	PT Asuransi MSIG Indonesia	-	-	-	-	-	-	-	-	-	-	-				
13	PT Asuransi Sompo Japan Nipponkoa Indonesia (	-	-	-	-	-	-	-	-	-	-	-				
14	PT Asuransi QBE Pool Indonesia	-	-	-	-	-	-	-	-	-	-	-				
15	PT Asuransi Samsung Tugu	-	-	-	-	-	-	-	-	-	-	-				
16	PT Asuransi Tokio Marine Indonesia	-	-	-	-	-	-	-	-	-	-	-				
17	PT Zurich Insurance Indonesia	-	-	-	-	-	-	-	-	-	-	-				
18	PT Asuransi CHUBB Indonesia	-	-	-	-	-	-	-	-	-	-	-				
19	PT Sompo Japan Insurance Indonesia	-	-	-	-	-	-	-	-	-	-	-				
<b>JUMLAH / SUB TOTAL</b>													-	-	-	-
<b>PERUSAHAAN REASURANSI</b>													-	-	-	-
<b>REINSURANCE COMPANIES</b>													-	-	-	-
1	PT Reasuransi Internasional Indonesia	-	-	-	-	-	-	-	-	-	-	-				
2	PT Maskapai Reasuransi Indonesia	-	-	-	-	-	-	-	-	-	-	-				
3	PT Reasuransi Nasional Indonesia	-	-	-	-	-	-	-	-	-	-	-				
4	PT Tugu Reasuransi Indonesia	-	-	-	-	-	-	-	-	-	-	-				
5	PT Reasuransi Malpark Indonesia	-	-	-	-	-	-	-	-	-	-	-				
<b>JUMLAH / SUB TOTAL</b>													-	-	-	-
<b>JUMLAH SELURUHNYA / GRAND TOTAL</b>													-	-	-	-

Keterangan / Notes :

\*) Tidak Menyampaikan Laporan / Have Not Submitted Annual Report

\*\*) Pencabutan Izin Usaha / Licenses Have Been Removed

\*\*\*) Pemberian Izin Usaha Baru / New Licenses



Usaha Asuransi Umum dan Reasuransi  
Non Life Insurance and Reinsurance Business

TABEL : 2.12.7/TABLE: 2.12.7  
KLAIM USAHA ASURANSI UMUM DAN REASURANSI TAHUN 2014  
CLAIMS OF NON LIFE INSURANCE AND REINSURANCE BUSINESS IN 2014  
Lini Usaha : Energi Darat  
Line of Business : Energy On Shore

NO NO	NAMA PERUSAHAAN NAME OF COMPANY	POS LANGSUNG DIRECT BUSINESS	REASURANSI / REINSURANCE			OUTWARD			KLAIM NETTO NET CLAIM	CADANGAN KLAIM CLAIM RESERVE		DALAM JUJUAN RUPIAH In Million Rupiah
			DALAM NEGERI DOMESTIC	LUAR NEGERI ABROAD	LAINNYA OTHERS	ASEAN ASEAN	ABROAD ABROAD	LAINNYA OTHERS		TAHUN LALU PREVIOUS YEAR	TAHUN BERJALAN CURRENT YEAR	
(1)	(2)	(3)	(4)	(5)	(6)	(7)	(8)	(9)	(10)	(11)	(12)	(13)
<b>PERUSAHAAN ASURANSI UMUM NASIONAL</b>												
<b>NATIONAL NON LIFE INSURANCE COMPANIES</b>												
1	PT Asuransi Adira Dinemika	24,688	-	-	-	15,489	8,771	-	408	595	179	(6)
2	PT Asuransi Ariandito	-	-	-	-	-	-	-	-	-	-	-
3	PT Arthagraha General Insurance	6,701	42	-	-	3,380	2,091	-	1,034	1,744	3,427	2,717
4	PT Asuransi Asoka Was	-	-	-	-	-	-	-	237	-	-	-
5	PT Asuransi Astra Buana	-	-	-	-	-	-	-	-	-	-	-
6	PT Avist General Insurance (d/h PT Asuransi Star	-	-	-	-	-	-	-	-	-	-	-
7	PT Asuransi Bangun Askrida	2,149	62	-	-	-	-	-	2,211	278	-	1,933
8	PT Fairfax Insurance Indonesia (d/h Batavia Milirati	-	-	-	-	-	-	-	-	-	-	-
9	PT Berdikari Insurance	-	-	-	-	-	-	-	-	-	-	-
10	PT Asuransi Bhakti Bhayangkara	-	-	-	-	-	-	-	-	-	-	-
11	PT Asuransi Bina Dana Aita Tbk.	-	-	-	-	-	-	-	-	-	-	-
12	PT Asuransi Binagriya Upakara	-	-	-	-	-	-	-	-	-	-	-
13	PT Asuransi Bimatang Tbk.	-	-	-	-	-	-	-	-	-	-	-
14	PT Asuransi Bosowa Periskop	-	-	-	-	-	-	-	-	-	-	-
15	PT Asuransi Bringin Sejahtera Attamakmur	-	-	-	-	-	-	-	-	-	-	-
16	PT Asuransi Buana Independent	-	-	-	-	-	-	-	-	-	-	-
17	PT Asuransi Umum Bumiputera Muda 1967	-	-	-	-	-	-	-	-	-	-	-
18	PT Asuransi Central Asia	-	-	-	-	-	-	-	-	-	-	-
19	PT Asuransi Umum BCA (d/h PT Central Sejahtera	-	6	-	-	-	-	-	6	-	-	6
20	PT Citra International Underwriters	-	-	-	-	-	-	-	-	-	-	-
21	PT Asuransi Dayin Mitra Tbk.	-	-	-	-	-	-	-	-	-	-	-
22	PT Asuransi Eka Lloyd Jaya	-	-	-	-	-	-	-	-	-	-	-
23	PT Asuransi Ekspor Indonesia (Persero)	-	-	-	-	-	-	-	-	-	-	-
24	PT Asuransi Harta Aman Pratama Tbk.	-	-	-	-	-	-	-	-	-	-	-
25	PT Asuransi Himalaya Pelindung	-	1	-	-	-	-	-	1	-	127	129
26	PT Asuransi FPG Indonesia (d/h Asuransi Indrapur	-	-	-	-	-	-	-	-	-	-	-
27	PT Asuransi Intra Asia	-	-	-	-	-	-	-	-	-	-	-
28	PT MNC Asuransi Indonesia (d/h Asuransi Jamind	-	-	-	-	-	-	-	-	-	-	-
29	PT Asuransi Jasa Indonesia (Persero)	5,965	-	-	-	300	199	-	44	6,022	8,543	180
30	PT Asuransi Jasa Raharja Putera	-	31	-	-	-	-	-	31	-	10	41
31	PT Asuransi Jasa Tania Tbk.	-	-	-	-	-	-	-	-	-	-	-
32	PT Asuransi Kredit Indonesia (Persero)	-	-	-	-	-	-	-	-	-	-	-
33	PT Lippo General Insurance Tbk.	-	-	-	-	-	-	-	-	-	-	-
34	PT Malacca Trust Wuwungan Insurance (d/h PT A	-	-	-	-	-	-	-	-	-	-	-
35	PT Asuransi Umum Mega	-	-	-	-	-	-	-	-	-	-	-
36	PT Asuransi Mega Pratama	-	-	-	-	-	-	-	-	-	-	-
37	PT Asuransi Mitra Maparya	-	-	-	-	-	-	-	-	-	-	-
38	PT Asuransi Multi Artha Guna	-	(51)	-	-	-	-	-	(51)	-	-	(51)
39	PT Pan Pacific Insurance (d/h PT Asuransi Jaya In	-	-	-	-	-	-	-	-	-	-	-
40	PT Panin Insurance	-	-	-	-	-	-	-	-	-	-	-
41	PT Asuransi Parolamas	-	-	-	-	-	-	-	-	-	-	-
42	PT Asuransi Purna Artaugraha	36,811	53	-	-	29,744	-	-	3,906	6	6	3,906
43	PT Asuransi Raksa Pratikara	-	-	-	-	-	-	-	-	-	-	-
44	PT Asuransi Rama Satria Wibawa	-	-	-	-	-	-	-	-	-	-	-
45	PT Asuransi Ramayana Tbk.	-	-	-	-	-	-	-	-	-	-	-
46	PT Asuransi Raya	-	-	-	-	-	-	-	-	-	-	-

NO NO	NAMA PERUSAHAAN NAME OF COMPANY	POS LANGSUNG DIRECT BUSINESS	REASURANSI / REINSURANCE			OUTWARD			KADANGAN KLAIM CLAIM RESERVE			
			DALAM NEGERI DOMESTIC	LUAR NEGERI ABROAD	LAINNYA OTHERS	ASEAN ASEAN	LUAR NEGERI ABROAD	LAINNYA OTHERS				
(1)	(2)	(3)	(4)	(5)	(6)	(7)	(8)	(9)	(10)	(11)	(12)	(13)
47	PT Asuransi Recapital	-	-	-	-	-	-	-	-	-	-	-
48	PT Asuransi Reliance Indonesia	-	-	-	-	-	-	-	-	-	-	-
49	PT Sarana Lindung Upaya	-	-	-	-	-	-	-	-	-	-	-
50	PT Asuransi Sinar Mas	-	-	-	-	-	-	-	-	-	-	-
51	PT Maskapai Asuransi Sonwells	-	-	-	-	-	-	-	-	-	-	-
52	PT Asuransi Sumit Oto	-	-	-	-	-	-	-	-	-	-	-
53	PT Staco Mandiri (dih PT Staco Jasa Pratama)	-	-	-	-	-	-	-	-	-	-	-
54	PT Asuransi Tri Pakarta	-	-	-	-	-	-	-	-	-	-	-
55	PT Asuransi Tugu Kresna Pratama	-	-	-	-	-	-	-	-	-	-	-
56	PT Tugu Pratama Indonesia	1.519	-	-	-	224	827	180	288	4.187	3.273	(626)
57	PT Victoria Insurance (dih PT Asuransi Umum Cer	-	-	-	-	-	-	-	-	-	-	-
58	PT Asuransi Vici (dih PT Asuransi Fadem Mahiko	-	-	-	-	-	-	-	-	-	-	-
59	PT Asuransi Wahana Tata	-	-	-	-	-	-	-	-	-	-	-
60	PT Asuransi Mitra Pelindung Mustika	-	-	-	-	-	-	-	-	-	-	-
61	PT Asuransi Umum Panin**	-	-	-	-	-	-	-	-	-	-	-
62	PT Asuransi Cakrawala Proteksi Indonesia	-	-	-	-	-	-	-	-	-	-	-
63	PT Asuransi Simas Net	-	-	-	-	-	-	-	-	-	-	-
64	PT Asuransi ASEI Indonesia	-	-	-	-	-	-	-	-	-	-	-
65	PT Ace Jaya Proteksi (dih PT Asuransi Jaya Prote	20	11.978	-	-	154	-	9.456	2.388	11.879	8.649	(842)
66	PT Asuransi Karyamas Sentralindo *)	-	-	-	-	-	-	-	-	-	-	-
67	PT Asuransi Puri Ash **	-	-	-	-	-	-	-	-	-	-	-
68	PT Asuransi Wanamekar Handayani **)	-	-	-	-	-	-	-	-	-	-	-
69	PT Aseel Reasuransi Indonesia	-	-	-	-	-	-	-	-	-	-	-
<b>JUMLAH / SUB TOTAL</b>		<b>77,834</b>	<b>12,122</b>	<b>300</b>	<b>49,191</b>	<b>11,689</b>	<b>13,132</b>	<b>16,245</b>	<b>27,231</b>	<b>15,851</b>	<b>4,865</b>	
<b>PERUSAHAAN ASURANSI UMUM PATUNGAN</b>												
<b>JOINT VENTURE NON LIFE INSURANCE COMPANIES</b>												
1	PT ACE Jaya Proteksi (dih PT Asuransi Jaya Prot	-	-	-	-	-	-	-	-	-	-	-
2	PT Asuransi Allianz Utama Indonesia	-	-	-	-	-	-	-	-	-	-	-
3	PT Asuransi Axa Indonesia	-	-	-	-	-	-	-	-	-	-	-
4	PT Bess Central Insurance (dih PT Asuransi AIO I	-	-	-	-	-	-	-	-	-	-	-
5	PT AIG Insurance Indonesia (dih PT Chartis Insur	939	412	3.006	505	-	-	3.843	9	188	2.704	2.555
6	PT China Tailoring Insurance Indonesia	-	-	-	-	-	-	-	-	-	-	-
7	PT Meritz Korindo Insurance (dih PT Asuransi Han	-	-	-	-	-	-	-	-	-	-	-
8	PT KSK Insurance Indonesia (dih PT Kurmia Insur	-	-	-	-	-	-	-	-	-	-	-
9	PT LIG Insurance Indonesia	-	-	-	-	-	-	-	-	-	-	-
10	PT MAA General Assurance	-	-	-	-	-	-	-	-	-	-	-
11	PT Asuransi Manjiri Axa General Insurance (dih P	-	1	-	-	-	1	-	-	-	-	1
12	PT Asuransi MSIG Indonesia	-	-	-	-	-	-	-	-	-	-	-
13	PT Asuransi Sompo Japan Nipponkoa Indonesia (	-	-	-	-	-	-	-	-	-	-	-
14	PT Asuransi QBE Pool Indonesia	-	-	-	-	-	-	-	-	-	-	-
15	PT Asuransi Samsung Tugu	-	-	-	-	-	-	-	-	-	-	-
16	PT Asuransi Tokio Marine Indonesia	-	-	-	-	-	-	-	-	-	-	-
17	PT Zurich Insurance Indonesia	-	-	-	-	-	-	-	-	-	-	-
18	PT Asuransi CHUBB Indonesia	-	-	-	-	-	-	-	-	-	-	-
19	PT Sompo Japan Insurance Indonesia	-	-	-	-	-	-	-	-	-	-	-
<b>JUMLAH / SUB TOTAL</b>		<b>939</b>	<b>413</b>	<b>3.006</b>	<b>505</b>	<b>11,689</b>	<b>13,132</b>	<b>16,245</b>	<b>27,231</b>	<b>15,851</b>	<b>4,865</b>	
<b>PERUSAHAAN REASURANSI</b>												
<b>REINSURANCE COMPANIES</b>												
1	PT Reasuransi International Indonesia	-	-	-	-	-	-	-	-	-	-	-
2	PT Maskapai Reasuransi Indonesia	-	-	-	-	-	-	-	-	-	-	-
3	PT Reasuransi Nasional Indonesia	-	-	-	-	-	-	-	-	-	-	-
4	PT Tugu Reasuransi Indonesia	-	-	-	-	-	-	-	-	-	-	-
5	PT Reasuransi Malpark Indonesia	-	-	-	-	-	-	-	-	-	-	-
<b>JUMLAH / SUB TOTAL</b>		<b>-</b>	<b>-</b>	<b>-</b>	<b>-</b>	<b>-</b>	<b>-</b>	<b>-</b>	<b>-</b>	<b>-</b>	<b>-</b>	<b>-</b>
<b>JUMLAH SELURUHNYA / GRAND TOTAL</b>		<b>76,772</b>	<b>12,536</b>	<b>3,306</b>	<b>49,696</b>	<b>11,689</b>	<b>16,975</b>	<b>16,255</b>	<b>27,389</b>	<b>15,556</b>	<b>7,421</b>	

Keterangan / Notes :

\*) Tidak Menyampaikan Laporan / Have Not Submitted Annual Report

\*\*) Pencabutan Izin Usaha / Licenses Have Been Removed

\*\*\*) Pemberian Izin Usaha Baru / New Licenses

Usaha Asuransi Umum dan Reasuransi  
Non Life Insurance and Reinsurance Business

TABEL: 2.12.8/TABLE: 2.12.8  
KLAIM USAHA ASURANSI UMUM DAN REASURANSI TAHUN 2014  
CLAIMS OF NON LIFE INSURANCE AND REINSURANCE BUSINESS IN 2014  
Lini Usaha : Energi, Lepas Pantai  
Line of Business : Energy, Off-Shore

NO NO	NAMA PERUSAHAAN NAME OF COMPANY	POS LANGSUNG DIRECT BUSINESS	REASURANSI / REINSURANCE			OUTWARD			KADANGAN KLAIM CLAIM RESERVE	Dalam - Jutaan Rupiah In Million Rupiah		
			DALAM NEGERI DOMESTIC	LUAR NEGERI ABROAD	LAINNYA OTHERS	DALAM NEGERI DOMESTIC	LUAR NEGERI ABROAD	LAINNYA OTHERS		TAHUN LALU PREVIOUS YEAR	TAHUN BERJALAN CURRENT YEAR	BEBAN KLAIM CLAIMS INCURRED
(1)	(2)	(3)	(4)	(5)	(6)	(7)	(8)	(9)	(10)	(11)	(12)	(13)
<b>PERUSAHAAN ASURANSI UMUM NASIONAL</b>												
<b>NATIONAL NON LIFE INSURANCE COMPANIES</b>												
1	PT Asuransi Adira Dinamika	-	-	-	-	-	-	-	-	-	-	-
2	PT Asuransi Artatindo	-	-	-	-	-	-	-	-	-	-	-
3	PT Athragraha General Insurance	-	-	-	-	-	-	-	-	-	-	-
4	PT Asuransi Asoka Wals	-	-	-	-	-	-	-	-	-	-	-
5	PT Asuransi Astra Buana	-	-	-	-	-	-	-	-	-	-	-
6	PT Avrist General Insurance (d/h PT Asuransi Star	-	-	-	-	-	-	-	-	-	-	-
7	PT Asuransi Bangun Askrida	-	-	-	-	-	-	-	-	-	-	-
8	PT Faifax Insurance Indonesia (d/h Batevia Mitra	-	-	-	-	-	-	-	-	-	-	-
9	PT Berdikari Insurance	-	-	-	-	-	-	-	-	-	-	-
10	PT Asuransi Bhakti Bhayangkara	-	-	-	-	-	-	-	-	-	-	-
11	PT Asuransi Bina Dana Arta Tbk.	-	-	-	-	-	-	-	-	-	-	-
12	PT Asuransi Binacriya Upakara	-	-	-	-	-	-	-	-	-	-	-
13	PT Asuransi Bintang Tbk	-	-	-	-	-	-	-	-	-	-	-
14	PT Asuransi Bosowa Periskop	-	-	-	-	-	-	-	-	-	-	-
15	PT Asuransi Brigin Seljahtera Artamakmur	-	-	-	-	-	-	-	-	-	-	-
16	PT Asuransi Buana Independent	-	-	-	-	-	-	-	-	-	-	-
17	PT Asuransi Umum Bumiputera Muda 1967	-	-	-	-	-	-	-	-	-	-	-
18	PT Asuransi Central Asia	-	-	-	-	-	-	-	-	-	-	-
19	PT Asuransi Umum BCA (d/h PT Central Seljahter	-	-	-	-	-	-	-	-	-	-	-
20	PT Citra International Underwriters	-	-	-	-	-	-	-	-	-	-	-
21	PT Asuransi Dayin Mitra Tbk.	-	-	-	-	-	-	-	-	-	-	-
22	PT Asuransi Eka Lloyd Jaya	-	-	-	-	-	-	-	-	-	-	-
23	PT Asuransi Ekspor Indonesia (Persero)	-	-	-	-	-	-	-	-	-	-	-
24	PT Asuransi Harta Aman Pratama Tbk.	-	-	-	-	-	-	-	-	-	-	-
25	PT Asuransi Himalaya Peleindung	-	1	-	-	-	-	-	1	-	86	87
26	PT Asuransi FPG Indonesia (d/h Asuransi Indrapur	-	-	-	-	-	-	-	-	-	-	-
27	PT Asuransi Intra Asia	-	-	-	-	-	-	-	-	-	-	-
28	PT MNC Asuransi Indonesia (d/h Asuransi Jamind	-	-	-	-	-	-	-	-	-	-	-
29	PT Asuransi Jasa Indonesia (Persero)	697,973	410,429	-	(76)	33,452	-	1,074,363	509	20,313	21,105	1,301
30	PT Asuransi Jasa Raharja Putera	-	-	-	-	-	-	-	-	-	-	-
31	PT Asuransi Jasa Tania Tbk.	-	-	-	-	-	-	-	-	-	-	-
32	PT Asuransi Kredit Indonesia (Persero)	-	-	-	-	-	-	-	-	-	-	-
33	PT Lippo General Insurance Tbk.	-	-	-	-	-	-	-	-	-	-	-
34	PT Malacca Trust Wuwungan Insurance (d/h PT A	-	-	-	-	-	-	-	-	-	-	-
35	PT Asuransi Umum Mega	-	-	-	-	-	-	-	-	-	-	-
36	PT Asuransi Mega Pratama	-	-	-	-	-	-	-	-	-	-	-
37	PT Asuransi Mitra Meparya	-	-	-	-	-	-	-	-	-	-	-
38	PT Asuransi Multi Artha Guna	-	-	-	-	-	-	-	-	-	-	-
39	PT Pan Pacific Insurance (d/h PT Asuransi Jaya In	-	-	-	-	-	-	-	-	-	-	-
40	PT Panin Insurance	-	-	-	-	-	-	-	-	-	-	-
41	PT Asuransi Parolamas	-	-	-	-	-	-	-	-	-	-	-
42	PT Asuransi Purna Aratugraha	-	-	-	-	-	-	-	-	-	-	-
43	PT Asuransi Raksa Pratikara	-	-	-	-	-	-	-	-	-	-	-
44	PT Asuransi Rama Satria Wibawa	-	-	-	-	-	-	-	-	-	-	-
45	PT Asuransi Ramayana Tbk.	-	-	-	-	-	-	-	-	-	-	-
46	PT Asuransi Raya	-	-	-	-	-	-	-	-	-	-	-

NO NO	NAMA PERUSAHAAN NAME OF COMPANY	POS LANGSUNG DIRECT BUSINESS	DALAM NEGERI DOMESTIC		INWARD		REASURANSI / REINSURANCE		OUTWARD		KLAIM NETTO NET CLAIM	CADANGAN KLAIM CLAIM RESERVE	
			(3)	(4)	ASEAN ASEAN	LUAR NEGERI ABROAD	LAINNYA OTHERS	(6)	(7)	ASEAN ASEAN		LUAR NEGERI ABROAD	LAINNYA OTHERS
(1)	(2)	(3)	(4)	(5)	(6)	(7)	(8)	(9)	(10)	(11)	(12)	(13)	
47	PT Asuransi Receptal	-	-	-	-	-	-	-	-	-	-	-	
48	PT Asuransi Reliance Indonesia	-	-	-	-	-	-	-	-	-	-	-	
49	PT Sarana Lindung Upaya	-	-	-	-	-	-	-	-	-	-	-	
50	PT Asuransi Sinar Mas	732	-	-	598	-	-	-	134	-	-	134	
51	PT Maskapai Asuransi Sonwells	-	-	-	-	-	-	-	-	-	-	-	
52	PT Asuransi Sumit Oto	-	-	-	-	-	-	-	-	-	-	-	
53	PT Staco Mandiri (dih PT Staco Jasa Pratama)	-	-	-	-	-	-	-	-	-	-	-	
54	PT Asuransi Tri Pakarta	-	-	-	-	-	-	-	-	-	-	-	
55	PT Asuransi Tugu Kresna Pratama	-	-	-	-	-	-	-	-	-	-	-	
56	PT Tugu Pratama Indonesia	198.088	-	-	120.312	-	-	-	36.126	42.510	32.068	47.299	
57	PT Victoria Insurance (dih PT Asuransi Umum Cer	-	-	-	-	-	-	-	(851)	-	-	14.380	
58	PT Asuransi Vici (dih PT Asuransi Fadent Mahiko	-	-	-	-	-	-	-	-	-	-	-	
59	PT Asuransi Wahana Tata	202.108	-	-	86.748	-	-	-	19.678	12.330	26.533	33.880	
60	PT Asuransi Mitra Pelindung Mustika	-	-	-	-	-	-	-	-	-	-	-	
61	PT Asuransi Umum Pahin**	-	-	-	-	-	-	-	-	-	-	-	
62	PT Asuransi Cakrawala Proteksi Indonesia	-	-	-	-	-	-	-	-	-	-	-	
63	PT Asuransi Simas Net	-	-	-	-	-	-	-	-	-	-	-	
64	PT Asuransi ASEI Indonesia	-	-	-	-	-	-	-	-	-	-	-	
65	PT Ace Jaya Proteksi (dih PT Asuransi Jaya Prote	-	-	-	-	-	-	-	-	-	-	-	
66	PT Ace Jaya Proteksi (dih PT Asuransi Jaya Prote	-	-	-	-	-	-	-	-	-	-	-	
68	PT Asuransi Karyamas Sentralindo *)	-	-	-	-	-	-	-	-	-	-	-	
67	PT Asuransi Puri Ash **)	-	-	-	-	-	-	-	-	-	-	-	
68	PT Asuransi Wanamekar Handayani **)	-	-	-	-	-	-	-	-	-	-	-	
69	PT Aseel Reasuransi Indonesia	-	-	-	-	-	-	-	-	-	-	-	
<b>JUMLAH / SUB TOTAL</b>		<b>1,098,911</b>	<b>410,430</b>	<b>(78)</b>	<b>241,110</b>	<b>138,193</b>	<b>1,110,489</b>	<b>19,472</b>	<b>64,711</b>	<b>95,023</b>	<b>48,783</b>		
<b>PERUSAHAAN ASURANSI UMUM PATUNGAN</b>													
<b>JOINT VENTURE NON LIFE INSURANCE COMPANIES</b>													
1	PT ACE Jaya Proteksi (dih PT Asuransi Jaya Prot	-	-	-	-	-	-	-	-	-	-	-	
2	PT Asuransi Allianz Utama Indonesia	-	-	-	-	-	-	-	-	-	-	-	
3	PT Asuransi Axa Indonesia	-	-	-	-	-	-	-	-	-	-	-	
4	PT Bess Central Insurance (dih PT Asuransi AIOI	-	-	-	-	-	-	-	-	-	-	-	
5	PT AIG Insurance Indonesia (dih PT Chartis Insur	-	-	-	-	-	-	-	-	-	-	-	
6	PT China Taiping Insurance Indonesia	-	-	-	-	-	-	-	-	-	-	-	
7	PT Meritz Korindo Insurance (dih PT Asuransi Han	-	-	-	-	-	-	-	-	-	-	-	
8	PT KSK Insurance Indonesia (dih PT Kumia Insur	-	-	-	-	-	-	-	-	-	-	-	
9	PT LIG Insurance Indonesia	-	-	-	-	-	-	-	-	-	-	-	
10	PT MAA General Assurance	-	-	-	-	-	-	-	-	-	-	-	
11	PT Asuransi Manjiri Axa General Insurance (dih P	-	-	-	-	-	-	-	-	-	-	-	
12	PT Asuransi MSIG Indonesia	-	-	-	-	-	-	-	-	-	-	-	
13	PT Asuransi Sompo Japan Nipponkoa Indonesia (	-	-	-	-	-	-	-	-	-	-	-	
14	PT Asuransi QBE Pool Indonesia	-	-	-	-	-	-	-	-	-	-	-	
15	PT Asuransi Samsung Tugu	-	-	-	-	-	-	-	-	-	-	-	
16	PT Asuransi Tokio Marine Indonesia	-	-	-	-	-	-	-	-	-	-	-	
17	PT Zurich Insurance Indonesia	-	-	-	-	-	-	-	-	-	-	-	
18	PT Asuransi CHUBB Indonesia	-	-	-	-	-	-	-	-	-	-	-	
19	PT Sompo Japan Insurance Indonesia	-	-	-	-	-	-	-	-	-	-	-	
<b>JUMLAH / SUB TOTAL</b>		<b>-</b>	<b>-</b>	<b>-</b>	<b>-</b>	<b>-</b>	<b>-</b>	<b>-</b>	<b>-</b>	<b>-</b>	<b>-</b>	<b>-</b>	
<b>PERUSAHAAN REASURANSI</b>													
<b>REINSURANCE COMPANIES</b>													
1	PT Reasuransi International Indonesia	-	-	-	-	-	-	-	-	-	-	-	
2	PT Maskapai Reasuransi Indonesia	-	-	-	-	-	-	-	-	-	-	-	
3	PT Reasuransi Nasional Indonesia	15.335	5.169	996	3.427	16.081	6.606	16.629	6.606	16.629	6.606	16.629	
4	PT Tugu Reasuransi Indonesia	-	-	-	-	-	-	-	-	-	-	-	
5	PT Reasuransi Malpark Indonesia	-	-	-	-	-	-	-	-	-	-	-	
<b>JUMLAH / SUB TOTAL</b>		<b>-</b>	<b>15,335</b>	<b>996</b>	<b>3,427</b>	<b>16,081</b>	<b>6,606</b>	<b>16,629</b>	<b>6,606</b>	<b>16,629</b>	<b>6,606</b>	<b>16,629</b>	
<b>JUMLAH SELURUHNYA / GRAND TOTAL</b>		<b>1,098,911</b>	<b>425,765</b>	<b>(78)</b>	<b>242,106</b>	<b>141,620</b>	<b>1,110,489</b>	<b>35,553</b>	<b>70,770</b>	<b>101,629</b>	<b>66,412</b>		

Keterangan / Notes :

\*) Tidak Menyampaikan Laporan / Have Not Submitted Annual Report

\*\*) Pencabutan Izin Usaha / Licenses Have Been Removed

\*\*\*) Pemberian Izin Usaha Baru / New Licenses

Usaha Asuransi Umum dan Reasuransi  
Non Life Insurance and Reinsurance Business

TABEL : 2.12.9/TABLE: 2.12.9  
KLAIM USAHA ASURANSI UMUM DAN REASURANSI TAHUN 2014  
CLAIMS OF NON LIFE INSURANCE AND REINSURANCE BUSINESS IN 2014  
Lini Usaha : Rekeyasa

Line of Business : Engineering

Dalam Jutaan Rupiah  
In Million Rupiah

NO NO	NAMA PERUSAHAAN NAME OF COMPANY	POS LANGSUNG DIRECT BUSINESS	REASURANSI / REINSURANCE		OUTWARD		KLAIM NETTO NET CLAIM	CADANGAN KLAIM CLAIM RESERVE		BEBAN KLAIM CLAIMS INCURRED		
			DALAM NEGERI DOMESTIC	LUAR NEGERI ABROAD	ASEAN ASEAN	LUAR NEGERI ABROAD		TAHUN LALU PREVIOUS YEAR	TAHUN BERJALAN CURRENT YEAR			
(1)	(2)	(3)	(4)	(5)	(6)	(7)	(8)	(9)	(10)	(11)	(12)	(13)
<b>PERUSAHAAN ASURANSI UMUM NASIONAL</b>												
<b>NATIONAL NON LIFE INSURANCE COMPANIES</b>												
1	PT Asuransi Adira Dinemika	62,425	389	-	-	41,413	15,796	-	5,605	2,192	2,978	6,391
2	PT Asuransi Ariandito	-	-	-	-	-	-	-	-	-	-	-
3	PT Arthagraha General Insurance	-	-	-	-	-	-	-	-	-	-	-
4	PT Asuransi Asoka Mas	4,677	34	-	-	3,764	-	-	947	899	4,413	4,461
5	PT Asuransi Astira Buana	-	-	-	-	-	-	-	-	-	-	-
6	PT Avrist General Insurance (d/h PT Asuransi Star	2,736	-	-	-	1,085	1,615	-	36	41	63	58
7	PT Asuransi Bangun Askrida	2,828	28	-	-	2,204	37	-	614	741	949	822
8	PT Fairfax Insurance Indonesia (d/h Batavia Milirati	-	-	-	-	-	-	-	-	69	-	(69)
9	PT Berdikari Insurance	-	-	-	-	-	-	-	-	-	-	-
10	PT Asuransi Bhakti Bhayangkara	194	28	-	-	-	-	-	222	(226)	-	448
11	PT Asuransi Bina Dana Aita Tbk.	108	-	-	-	-	-	-	108	10	57	155
12	PT Asuransi Binagriya Upakara	-	-	-	-	-	-	-	-	-	-	-
13	PT Asuransi Bimang Tbk.	6,219	3	-	-	1,184	2,084	-	1,223	1,872	3,755	3,107
14	PT Asuransi Bosowa Periskop	3,598	-	-	-	(41)	-	-	3,638	917	1,793	4,514
15	PT Asuransi Bringin Sejahtera Attamakmur	371	0	-	-	269	-	-	101	1,164	463	(600)
16	PT Asuransi Buana Independent	151	2	0	-	-	-	-	153	957	55	(748)
17	PT Asuransi Umum Bumiputera Muda 1987	65	487	-	-	-	-	-	551	206	2,206	2,552
18	PT Asuransi Central Asia	52,702	33	1	62	22,684	4,077	-	3,304	13,723	16,587	6,165
19	PT Asuransi Umum BCA (d/h PT Central Sejahtera	126	1	-	-	1	0	-	126	47	421	500
20	PT Citra International Underwriters	-	-	-	-	-	-	-	-	109	(109)	-
21	PT Asuransi Dayin Mitra Tbk.	1,593	-	-	-	255	592	-	659	1,175	3,314	2,789
22	PT Asuransi Eka Lloyd Jaya	-	-	-	-	-	-	-	-	-	-	-
23	PT Asuransi Ekspor Indonesia (Persero)	-	-	-	-	-	-	-	-	-	-	-
24	PT Asuransi Harta Aman Pratama Tbk.	226	-	-	-	79	64	-	83	168	109	23
25	PT Asuransi Himalaya Pelindung	282	-	-	-	16	-	-	266	24	53	295
26	PT Asuransi FPG Indonesia (d/h Asuransi Indrapur	18,434	-	-	-	3,530	11,288	-	472	1,530	2,696	1,638
27	PT Asuransi Intra Asia	159	-	-	-	52	-	-	107	-	2	109
28	PT MNC Asuransi Indonesia (d/h Asuransi Jamind	2,193	-	-	-	2,014	-	-	179	53	238	365
29	PT Asuransi Jasa Indonesia (Persero)	32,323	2,661	-	1,551	10,869	47	4,239	21,380	21,904	15,891	15,387
30	PT Asuransi Jasa Reharja Putera	10,112	1,463	-	-	7,420	-	-	4,155	1,952	1,191	3,394
31	PT Asuransi Jasa Tania Tbk.	13,382	682	-	-	1,392	-	-	12,672	7,466	13,250	18,456
32	PT Asuransi Kredit Indonesia (Persero)	-	-	-	-	-	-	-	-	-	-	-
33	PT Lippo General Insurance Tbk.	27	4,351	-	-	18	2,776	-	1,407	954	2,545	2,998
34	PT Malacca Trust Wuwungan Insurance (d/h PT A	-	-	-	-	-	-	-	8	-	61	70
35	PT Asuransi Umum Mega	1,568	7	-	-	1,032	392	-	141	257	838	722
36	PT Asuransi Mega Pratama	3,874	12	-	-	3,050	124	-	713	1,282	1,435	866
37	PT Asuransi Mitra Maparya	-	-	-	-	-	-	-	-	-	-	-
38	PT Asuransi Multi Artha Guna	90	56	-	-	108	19	-	3	36	190	170
39	PT Pan Pacific Insurance (d/h PT Asuransi Jaya In	-	-	-	-	-	-	-	-	-	-	-
40	PT Panin Insurance	-	-	-	-	-	-	-	-	-	-	-
41	PT Asuransi Parolamas	2,415	545	-	-	1,792	-	-	1,168	1,755	2,098	1,511
42	PT Asuransi Purna Atanugraha	9,348	150	-	-	1,834	-	-	8,427	5,340	10,453	13,540
43	PT Asuransi Raksa Pratikara	-	-	-	-	-	-	-	(763)	-	-	-
44	PT Asuransi Rama Satia Wibawa	-	-	-	-	-	-	-	-	-	-	-
45	PT Asuransi Ramayana Tbk.	30,933	-	-	-	20,896	5,658	-	4,379	4,599	7,105	6,885
46	PT Asuransi Raya	2,724	-	-	-	(0)	-	-	2,724	562	13	2,175

NO NO	NAMA PERUSAHAAN NAME OF COMPANY	POS LANGSUNG DIRECT BUSINESS	DALAM NEGERI DOMESTIC		REASURANSI / REINSURANCE		OUTWARD			KLAIM NETTO NET CLAIM	CADANGAN KLAIM CLAIM RESERVE		
			(3)	(4)	(5)	(6)	(7)	(8)	(9)		(10)	(11)	(12)
47	PT Asuransi Recapital	3.073	-	-	-	-	-	-	-	3.073	2.314	1.881	2.640
48	PT Asuransi Reliance Indonesia	45	-	-	-	24	-	1	-	20	103	395	312
49	PT Sarana Lindung Ujaya	-	-	-	-	-	-	-	-	-	-	-	-
50	PT Asuransi Sinar Mas	8.674	418	-	-	6.281	-	536	254	2.021	3.750	2.402	672
51	PT Maskapai Asuransi Sonwells	-	-	-	-	-	-	-	-	-	-	-	-
52	PT Asuransi Sumit Oto	-	-	-	-	-	-	-	-	-	-	-	-
53	PT Staco Mandiri (dih PT Staco Jasa Pratama)	196	127	-	-	-	-	-	-	324	7	61	378
54	PT Asuransi Tri Pakarta	-	-	-	-	-	-	-	-	-	-	-	-
55	PT Asuransi Tugu Kresna Pratama	72.543	125	-	-	47.525	-	17.318	1	7.825	7.215	4.729	5.339
56	PT Tugu Pratama Indonesia	57.988	1.309	-	-	21.132	143	29.376	5.131	3.801	17.054	45.477	32.494
57	PT Victoria Insurance (dih PT Asuransi Umum Cer	-	-	-	-	-	-	-	-	-	-	-	-
58	PT Asuransi Vici (dih PT Asuransi Fadem Mahiko	-	-	-	-	-	-	-	-	-	-	-	-
59	PT Asuransi Wahana Tata	13.610	208	-	-	3.656	-	9.373	-	789	2.158	1.651	281
60	PT Asuransi Mitra Pelindung Mustika	204	-	-	-	142	-	24	-	38	-	16	54
61	PT Asuransi Umum Panin**	-	-	-	-	-	-	-	-	-	-	-	-
62	PT Asuransi Cakrawala Proteksi Indonesia	-	-	-	-	-	-	-	-	-	-	-	-
63	PT Asuransi Simas Net	-	-	-	-	-	-	-	-	-	-	-	39
64	PT Asuransi ASEI Indonesia	692	320	-	-	518	-	441	-	493	12.851	12.851	493
65	PT Ace Jaya Proteksi (dih PT Asuransi Jaya Prote	4.439	33	-	-	4.295	-	20	0	157	4.956	4.431	(368)
66	PT Asuransi Karyamas Sentralindo *)	-	-	-	-	-	-	-	-	-	-	-	-
67	PT Asuransi Puri Ash **	-	-	-	-	-	-	-	-	-	-	-	-
68	PT Asuransi Wanamekar Handayani **)	-	-	-	-	-	-	-	-	-	-	-	-
69	PT Aseel Reasuransi Indonesia	2.676	784	-	-	754	-	-	-	2.706	1.580	3.525	4.651
<b>JUMLAH / SUB TOTAL</b>		<b>427,337</b>	<b>13,472</b>	<b>2</b>	<b>1,755</b>	<b>210,492</b>	<b>36,730</b>	<b>101,215</b>	<b>94,129</b>	<b>122,186</b>	<b>169,425</b>	<b>141,367</b>	
<b>PERUSAHAAN ASURANSI UMUM PATUNGAN</b>													
<b>JOINT VENTURE NON LIFE INSURANCE COMPANIES</b>													
1	PT ACE Jaya Proteksi (dih PT Asuransi Jaya Prot	-	-	-	-	-	-	-	-	-	-	-	-
2	PT Asuransi Allianz Utama Indonesia	5.740	287	-	-	3.618	-	6.875	-	2.315	17.565	29.414	13.164
3	PT Asuransi Axa Indonesia	6.399	663	-	-	(1)	148	8.009	-	5.517	8.009	9.407	-
4	PT Bess Central Insurance (dih PT Asuransi AIO I	108	-	-	-	69	-	18	-	21	0	9	30
5	PT AIG Insurance Indonesia (dih PT Chantis Insur	-	-	-	-	-	-	-	-	-	-	-	-
6	PT China Taiping Insurance Indonesia	69.130	-	-	-	33.455	-	11.382	24.143	151	1.796	505	(1.140)
7	PT Meritz Korindo Insurance (dih PT Asuransi Han	33	2.575	-	-	1.088	-	441	1.063	16	44	164	136
8	PT KSK Insurance Indonesia (dih PT Kurmia Insur	16.259	(87)	-	-	385	-	6.624	531	8.632	6.765	6.521	8.367
9	PT LIG Insurance Indonesia	269	(24)	-	-	57	-	103	86	2.554	6.211	3.743	-
10	PT MAA General Assurance	14.356	5.116	-	-	22.886	-	3.783	-	(7.197)	19.998	13.326	(13.669)
11	PT Asuransi Manjili Axa General Insurance (dih P	2.175	-	-	-	1.471	-	47	-	658	2.156	5.536	4.037
12	PT Asuransi MSIG Indonesia	19.420	458	-	-	1.986	-	3.350	13.235	1.308	3.290	3.191	1.208
13	PT Asuransi Sampo Japan Nipponkoa Indonesia (	5.891	-	-	-	1.277	-	4.360	192	103	2.140	880	(1.157)
14	PT Asuransi QBE Pool Indonesia	3.530	-	-	-	-	-	-	221	3.309	6.017	9.051	6.343
15	PT Asuransi Samsung Tugu	-	-	-	-	-	-	-	-	-	-	-	-
16	PT Asuransi Tokio Marine Indonesia	12.466	283	-	-	137	-	547	10.074	1.991	4.575	5.191	2.606
17	PT Zurich Insurance Indonesia	17.396	323	-	-	1.890	-	8.233	-	7.596	8.865	7.976	6.707
18	PT Asuransi CHUBB Indonesia	-	-	-	-	-	-	-	-	-	-	-	-
19	PT Sampo Japan Insurance Indonesia	5.891	-	-	-	1.277	-	4.360	152	103	2.140	880	(1.157)
<b>JUMLAH / SUB TOTAL</b>		<b>179,063</b>	<b>9,596</b>	<b>-</b>	<b>3,618</b>	<b>66,431</b>	<b>41,890</b>	<b>41,890</b>	<b>26,006</b>	<b>83,444</b>	<b>95,863</b>	<b>38,425</b>	
<b>PERUSAHAAN REASURANSI</b>													
<b>REINSURANCE COMPANIES</b>													
1	PT Reasuransi International Indonesia	-	22.000	-	0	1	-	168	(38)	21.870	15.866	15.204	21.208
2	PT Maskapai Reasuransi Indonesia	-	7.087	1.355	-	8.441	-	-	-	19.014	19.014	9.357	-
3	PT Reasuransi Nasional Indonesia	-	45.852	9.252	-	3.121	-	51.983	39.611	52.018	64.390	64.390	-
4	PT Tugu Reasuransi Indonesia	-	34.095	1.121	97	23	0	35.290	45.800	66.795	66.795	56.285	-
5	PT Reasuransi Malpark Indonesia	-	-	-	-	-	-	-	-	-	-	-	-
<b>JUMLAH / SUB TOTAL</b>		<b>-</b>	<b>109,033</b>	<b>11,728</b>	<b>97</b>	<b>1</b>	<b>3,312</b>	<b>119,376</b>	<b>117,584</b>	<b>153,031</b>	<b>151,239</b>		
<b>JUMLAH SELURUHNYA / GRAND TOTAL</b>		<b>606,400</b>	<b>132,101</b>	<b>11,730</b>	<b>5,471</b>	<b>276,924</b>	<b>94,642</b>	<b>146,417</b>	<b>237,718</b>	<b>325,006</b>	<b>418,319</b>		

Keterangan / Notes :

\*) Tidak Menyampaikan Laporan / Have Not Submitted Annual Report

\*\*) Pencabutan Izin Usaha / Licenses Have Been Removed

\*\*\*) Pemberian Izin Usaha Baru / New Licenses

Usaha Asuransi Umum dan Reasuransi  
Non Life Insurance and Reinsurance Business

TABEL: 2.12.10/TABLE: 2.12.10  
KLAIM USAHA ASURANSI UMUM DAN REASURANSI TAHUN 2014  
CLAIMS OF NON-LIFE INSURANCE AND REINSURANCE BUSINESS IN 2014  
Lini Usaha : Tanggung Gugat  
Line of Business : Liability

NO NO	NAMA PERUSAHAAN NAME OF COMPANY	POS LANGSUNG DIRECT BUSINESS	DALAM NEGERI DOMESTIC			REASURANSI / REINSURANCE			OUTWARD			KADANGAN KLAIM CLAIM RESERVE			Dalam - Jutaan Rupiah In Million Rupiah
			(3)	(4)	(5)	(6)	(7)	(8)	(9)	(10)	(11)	(12)	(13)		
					INWARD ABROAD	LUAR NEGERI ABROAD	LAINNYA OTHERS	DALAM NEGERI DOMESTIC	ASEAN ASEAN	LUAR NEGERI ABROAD	LAINNYA OTHERS	KLAIM NETTO NET CLAIM	TAHUN LALU PREVIOUS YEAR	TAHUN BERJALAN CURRENT YEAR	BEBAN KLAIM CLAIMS INCURRED
<b>PERUSAHAAN ASURANSI UMUM NASIONAL</b>															
<b>NATIONAL NON LIFE INSURANCE COMPANIES</b>															
1	PT Asuransi Adira Dinamika	100	-	-	-	-	16	-	-	59	-	25	162	38	(99)
2	PT Asuransi Artatindo	-	-	-	-	-	-	-	-	-	-	-	-	-	-
3	PT Athragraha General Insurance	329	27	-	-	96	-	96	-	98	-	157	106	14	65
4	PT Asuransi Asoka Wals	-	-	-	-	-	-	-	-	-	-	-	-	-	-
5	PT Asuransi Astra Buana	-	-	-	-	-	-	-	-	-	-	-	-	-	-
6	PT Avrist General Insurance (d/h PT Asuransi Star	-	-	-	-	-	-	-	-	-	-	-	-	-	-
7	PT Asuransi Bangun Askrida	8	(0)	-	-	(44)	-	(44)	-	0	-	52	1,599	1,873	326
8	PT Faifax Insurance Indonesia (d/h Batevia Mitra	-	-	-	-	-	-	-	-	-	-	-	-	-	-
9	PT Berkibar Insurance	-	-	-	-	-	-	-	-	-	-	-	-	-	-
10	PT Asuransi Bhakti Bhayangkara	997	0	-	-	17	-	17	-	-	-	980	(429)	-	1,409
11	PT Asuransi Bina Dana Arta Tbk.	-	-	-	-	-	-	-	-	-	-	-	-	-	-
12	PT Asuransi Binacriya Upakara	-	-	-	-	-	-	-	-	-	-	-	-	-	-
13	PT Asuransi Bintang Tbk	13	-	-	-	2	-	2	-	4	-	3	36	38	6
14	PT Asuransi Bosowa Periskop	14	-	-	-	-	-	-	-	-	-	(3,395)	-	10	(3,385)
15	PT Asuransi Brigin Seljahtera Artamakmur	-	-	-	-	-	-	3,409	-	-	-	-	87	35	(52)
16	PT Asuransi Buana Independent	2	0	26	-	-	-	-	-	-	-	28	27	43	44
17	PT Asuransi Umum Bumiputera Muda 1967	4,187	-	-	-	608	-	608	-	-	-	3,579	506	230	3,304
18	PT Asuransi Central Asia	-	-	-	-	-	-	-	-	-	-	-	-	-	-
19	PT Asuransi Umum BCA (d/h PT Central Seljahter	-	0	-	-	-	-	-	-	0	-	2	2	0	(1)
20	PT Citra International Underwriters	-	-	-	-	-	-	-	-	-	-	-	4	2	(2)
21	PT Asuransi Dayin Mitra Tbk.	65	-	-	-	-	-	-	-	65	-	65	45	903	923
22	PT Asuransi Eka Lloyd Jaya	-	-	-	-	-	-	-	-	-	-	-	-	-	-
23	PT Asuransi Ekspor Indonesia (Persero)	-	-	-	-	-	-	-	-	-	-	-	-	-	-
24	PT Asuransi Harta Aman Pratama Tbk.	-	-	-	-	-	-	-	-	-	-	-	-	-	-
25	PT Asuransi Himalaya Peleindung	-	-	-	-	-	-	-	-	-	-	-	-	18	18
26	PT Asuransi FPG Indonesia (d/h Asuransi Indrapu	-	-	-	-	-	-	-	-	-	-	-	-	-	-
27	PT Asuransi Intra Asia	624	-	-	-	-	-	-	-	624	-	624	34	7	631
28	PT MNC Asuransi Indonesia (d/h Asuransi Jamind	-	-	-	-	-	-	-	-	-	-	-	-	41	7
29	PT Asuransi Jasa Indonesia (Persero)	-	-	-	-	-	-	-	-	-	-	-	-	-	-
30	PT Asuransi Jasa Raharja Putera	25,443	5,395	-	-	12,201	-	12,201	-	-	-	18,636	389	2,111	20,349
31	PT Asuransi Jasa Tania Tbk.	23	-	-	-	-	-	-	-	-	-	23	55	87	56
32	PT Asuransi Kredit Indonesia (Persero)	-	-	-	-	-	-	-	-	-	-	-	-	-	-
33	PT Lippo General Insurance Tbk.	8,373	-	-	-	5,101	-	5,101	-	-	-	3,271	3,961	1,571	882
34	PT Malacca Trust Wuwungan Insurance (d/h PT A	-	-	-	-	-	-	-	-	-	-	-	125	1,582	1,469
35	PT Asuransi Umum Mega	209	12	-	-	209	-	209	-	-	-	-	-	-	-
36	PT Asuransi Mega Pratama	-	-	-	-	-	-	-	-	-	-	-	-	-	-
37	PT Asuransi Mitra Meparya	-	-	-	-	-	-	-	-	-	-	-	-	-	-
38	PT Asuransi Multi Artha Guna	119	-	-	-	48	-	48	-	17	-	53	6	24	71
39	PT Pan Pacific Insurance (d/h PT Asuransi Jaya In	-	-	-	-	-	-	-	-	-	-	-	-	-	-
40	PT Panin Insurance	-	-	-	-	-	-	-	-	-	-	-	-	-	-
41	PT Asuransi Parolamas	-	-	-	-	-	-	-	-	-	-	-	-	-	-
42	PT Asuransi Purna Artaugraha	618	184	-	-	-	-	-	-	-	-	802	-	123	925
43	PT Asuransi Raksa Pratikara	-	-	-	-	-	-	-	-	-	-	-	-	-	-
44	PT Asuransi Rama Satria Wibawa	-	-	-	-	-	-	-	-	-	-	-	-	-	-
45	PT Asuransi Ramayana Tbk.	4,173	-	-	-	3,616	-	3,616	-	178	-	379	365	617	630
46	PT Asuransi Raya	-	-	-	-	-	-	-	-	-	-	-	-	-	-

NO NO	NAMA PERUSAHAAN NAME OF COMPANY	POS LANGSUNG DIRECT BUSINESS	DALAM NEGERI DOMESTIC			REASURANSI / REINSURANCE			OUTWARD			CADANGAN KLAIM CLAIM RESERVE		
			(3)	(4)	(5)	ASEAN ASEAN	LAINNYA OTHERS	(6)	(7)	ASEAN ASEAN	LAINNYA OTHERS	(8)	(9)	(10)
(1)	(2)	(3)	(4)	(5)	(6)	(7)	(8)	(9)	(10)	(11)	(12)	(13)		
47	PT Asuransi Receptial	2	-	-	-	-	-	-	-	2	-	0		
48	PT Asuransi Reliance Indonesia	15	-	-	-	-	-	-	15	289	7	(277)		
49	PT Sarana Lindung Upaya	-	-	-	-	-	-	-	-	-	-	-		
50	PT Asuransi Sinar Mas	2.826	-	-	-	904	-	87	1.836	749	339	1.425		
51	PT Maskapai Asuransi Sonwells	-	-	-	-	-	-	-	-	-	-	-		
52	PT Asuransi Sumit Oto	-	-	-	-	-	-	-	-	-	-	-		
53	PT Staco Mandiri (dih PT Staco Jasa Pratama)	-	-	-	-	-	-	-	-	-	-	-		
54	PT Asuransi Tri Pakarta	-	-	-	-	-	-	-	-	-	-	-		
55	PT Asuransi Tugu Kresna Pratama	-	-	-	-	-	-	-	-	-	-	-		
56	PT Tugu Pratama Indonesia	64.650	444	2	5.892	14.635	25.488	23.778	7.117	4.035	8.156	11.237		
57	PT Victoria Insurance (dih PT Asuransi Umum Cer	-	-	-	-	-	-	-	-	-	-	-		
58	PT Asuransi Vigei (dih PT Asuransi Fadent Mahiko	-	-	-	-	-	-	-	-	-	-	-		
59	PT Asuransi Wahana Tata	731	-	-	-	312	-	-	294	125	55	154		
60	PT Asuransi Mitra Pelindung Mustika	-	-	-	-	-	-	-	-	-	-	-		
61	PT Asuransi Umum Pahin**	-	-	-	-	-	-	-	-	-	-	-		
62	PT Asuransi Cakrawala Proteksi Indonesia	-	-	-	-	-	-	-	-	-	-	-		
63	PT Asuransi Simas Net	-	-	-	-	-	-	-	-	-	-	-		
64	PT Asuransi ASEI Indonesia	-	-	-	-	-	-	-	-	-	-	-		
65	PT Ace Jaya Proteksi (dih PT Asuransi Jaya Prote	3.432	-	-	128	8	-	-	3.873	13.931	12.647	2.990		
66	PT Asuransi Karyamas Sentralindo *)	-	-	-	-	-	-	-	-	-	-	-		
67	PT Asuransi Puri Ash**	-	-	-	-	-	-	-	-	-	-	-		
68	PT Asuransi Wanamekar Handayani**	-	-	-	-	-	-	-	-	-	-	-		
69	PT Aseel Reasuransi Indonesia	(3.133)	(918)	-	-	(882)	-	-	(3.168)	(1.850)	(4.127)	(5.445)		
<b>JUMLAH / SUB TOTAL</b>		<b>116,957</b>	<b>6,061</b>	<b>28</b>	<b>6,020</b>	<b>41,140</b>	<b>25,900</b>	<b>23,761</b>	<b>38,265</b>	<b>26,162</b>	<b>30,679</b>	<b>42,782</b>		
<b>PERUSAHAAN ASURANSI UMUM PATUNGAN</b>														
<b>JOINT VENTURE NON LIFE INSURANCE COMPANIES</b>														
1	PT ACE Jaya Proteksi (dih PT Asuransi Jaya Prot	-	-	-	-	-	-	-	-	-	-	-		
2	PT Asuransi Allianz Utama Indonesia	-	-	-	-	-	-	-	-	-	-	-		
3	PT Asuransi Axa Indonesia	1.591	0	-	-	1.216	-	-	375	1.208	1.544	711		
4	PT Bess Central Insurance (dih PT Asuransi AIO I	118	-	-	-	52	31	-	36	-	-	36		
5	PT AIG Insurance Indonesia (dih PT Chantia Insur	9.864	7.478	-	67.354	8.103	-	75.752	8.40	9.216	8.173	(202)		
6	PT China Tailoring Insurance Indonesia	-	-	-	-	-	-	-	-	-	-	-		
7	PT Meritz Korindo Insurance (dih PT Asuransi Han	305	-	-	-	213	-	-	91	-	-	91		
8	PT KSK Insurance Indonesia (dih PT Kurmia Insur	165	-	-	-	135	135	39	323	323	199	(85)		
9	PT LIG Insurance Indonesia	60	-	-	-	3.829	250	-	(4.019)	403	121	(4.301)		
10	PT MAA General Assurance	251	-	-	-	121	91	-	39	950	944	33		
11	PT Asuransi Manjiri Axa General Insurance (dih P	1	-	-	-	-	-	-	1	49	94	45		
12	PT Asuransi MSIG Indonesia	2.616	-	-	-	-	-	-	3	2.613	7.464	1.969		
13	PT Asuransi Sompo Japan Nipponkoa Indonesia (	730	-	-	-	171	213	167	179	2.993	4.636	1.822		
14	PT Asuransi QBE Pool Indonesia	881	-	-	-	-	-	-	56	4.571	3.896	150		
15	PT Asuransi Samsung Tugu	-	-	-	-	-	-	-	-	-	-	-		
16	PT Asuransi Tokio Marine Indonesia	-	-	-	-	-	-	-	-	-	-	-		
17	PT Zurich Insurance Indonesia	862	-	-	-	47	-	364	451	1.672	4.250	3.029		
18	PT Asuransi CHUBB Indonesia	-	-	-	-	-	-	-	-	-	-	-		
19	PT Sompo Japan Insurance Indonesia	730	-	-	-	171	213	167	179	2.993	4.636	1.822		
<b>JUMLAH / SUB TOTAL</b>		<b>18,193</b>	<b>7,478</b>	<b>-</b>	<b>67,354</b>	<b>12,709</b>	<b>933</b>	<b>77,735</b>	<b>1,648</b>	<b>31,841</b>	<b>35,313</b>	<b>5,120</b>		
<b>PERUSAHAAN REASURANSI</b>														
<b>REINSURANCE COMPANIES</b>														
1	PT Reasuransi International Indonesia	-	-	-	-	-	-	-	-	-	-	-		
2	PT Maskapai Reasuransi Indonesia	-	-	-	-	-	-	-	-	-	-	-		
3	PT Reasuransi Nasional Indonesia	-	12,263	-	-	-	-	-	-	14,360	5,406	3,309		
4	PT Tugu Reasuransi Indonesia	-	-	-	-	-	-	-	-	-	-	-		
5	PT Reasuransi Malpark Indonesia	-	-	-	-	-	-	-	-	-	-	-		
<b>JUMLAH / SUB TOTAL</b>		<b>-</b>	<b>12,263</b>	<b>-</b>	<b>-</b>	<b>-</b>	<b>-</b>	<b>-</b>	<b>12,263</b>	<b>14,360</b>	<b>5,406</b>	<b>3,309</b>		
<b>JUMLAH SELURUHNYA / GRAND TOTAL</b>		<b>135,150</b>	<b>25,802</b>	<b>28</b>	<b>73,374</b>	<b>53,848</b>	<b>26,833</b>	<b>101,497</b>	<b>52,176</b>	<b>72,364</b>	<b>71,397</b>	<b>51,210</b>		

Keterangan / Notes :

\*) Tidak Menyampaikan Laporan / Have Not Submitted Annual Report

\*\*) Pencabutan Izin Usaha / Licenses Have Been Removed

\*\*\*) Pemberian Izin Usaha Baru / New Licenses



Usaha Asuransi Umum dan Reasuransi  
Non Life Insurance and Reinsurance Business

TABEL: 2.12.11/TABLE: 2.12.11  
KLAIM USAHA ASURANSI UMUM DAN REASURANSI TAHUN 2014  
CLAIMS OF NON-LIFE INSURANCE AND REINSURANCE BUSINESS IN 2014  
Lini Usaha: Kecelakaan Diri & Kesehatan dan Asuransi Jiwa  
Line of Business: Personal Accident & Health and Life Insurance

NO NO	NAMA PERUSAHAAN NAME OF COMPANY	POS LANGSUNG DIRECT BUSINESS	REASURANSI / REINSURANCE			OUTWARD			KLAIM NETTO NET CLAIM	CADANGAN KLAIM CLAIM RESERVE		Dalam - Jutaan Rupiah In Million Rupiah
			DALAM NEGERI DOMESTIC	LUAR NEGERI ABROAD	LAINNYA OTHERS	DALAM NEGERI DOMESTIC	LUAR NEGERI ABROAD	LAINNYA OTHERS		TAHUN LALU PREVIOUS YEAR	TAHUN BERJALAN CURRENT YEAR	
(1)	(2)	(3)	(4)	(5)	(6)	(7)	(8)	(9)	(10)	(11)	(12)	(13)
<b>PERUSAHAAN ASURANSI UMUM NASIONAL</b>												
<b>NATIONAL NON LIFE INSURANCE COMPANIES</b>												
1	PT Asuransi Adira Dinamika	211,056	-	17,038	64	193,953	29,645	56,854	221,161			
2	PT Asuransi Artatindo	18	-	13	0	5	0	37	42			
3	PT Athragraha General Insurance	12,092	-	1	1	0	12,090	3,856	4,142	12,376		
4	PT Asuransi Asoka Wals	-	-	-	-	-	-	-	-	-	-	-
5	PT Asuransi Astra Buana	2,647	-	3,445	-	(799)	211	12	(997)			
6	PT Avrist General Insurance (d/h PT Asuransi Star	39	-	23	8	7	0	5	12			
7	PT Asuransi Bangun Askrida	279,956	196	15,079	0	-	265,073	38,872	28,832	255,032		
8	PT Faifax Insurance Indonesia (d/h Batevia Mitra)	-	-	-	-	-	-	3	(3)			
9	PT Berdikari Insurance	-	-	-	-	-	-	-	-	-	-	-
10	PT Asuransi Bhakti Bhayangkara	1,839	1,404	126	-	-	3,117	10	3,107			
11	PT Asuransi Bina Dana Arta Tbk.	206,621	-	58	-	-	206,563	20,492	33,383	219,454		
12	PT Asuransi Binacirva Upakara	-	-	-	-	-	-	-	-	-	-	-
13	PT Asuransi Bintang Tbk.	73	-	12	23	12	26	24	(61)			
14	PT Asuransi Bosowa Periskop	26,805	-	3,766	-	-	23,040	2,317	6,567	27,290		
15	PT Asuransi Bringin Seljahtera Artamakmur	4,422	-	2,263	-	-	2,159	946	1,243	2,455		
16	PT Asuransi Buana Independent	65	5	7	-	-	77	323	309	63		
17	PT Asuransi Umum Bumiputera Muda 1967	152,895	764	1,080	-	-	152,578	(5,285)	3,122	160,986		
18	PT Asuransi Central Asia	-	-	-	-	-	-	-	-	-	-	-
19	PT Asuransi Umum BCA (d/h PT Central Seljahter	600	-	575	1	24	24	2	17	39		
20	PT Citra International Underwriters	50,397	-	5,933	-	-	44,465	-	2,003	46,467		
21	PT Asuransi Dayin Mitra Tbk.	-	-	-	-	-	-	-	-	-	-	-
22	PT Asuransi Eka Lloyd Jaya	149	-	54	-	-	95	169	711	638		
23	PT Asuransi Ekspor Indonesia (Persero)	-	-	-	-	-	-	-	-	-	-	-
24	PT Asuransi Harta Aman Pratama Tbk.	5,778	-	2,445	2,000	-	1,333	2,359	4,240	3,214		
25	PT Asuransi Himalaya Peindung	4,908	-	-	-	-	4,908	-	250	5,158		
26	PT Asuransi FPG Indonesia (d/h Asuransi Indrapul	26,751	-	20,501	0	-	6,250	168	305	6,387		
27	PT Asuransi Intra Asia	711	-	130	-	-	581	-	11	592		
28	PT MNC Asuransi Indonesia (d/h Asuransi Jamind	11	-	6	-	-	6	5	7	7		
29	PT Asuransi Jasa Indonesia (Persero)	-	-	-	-	-	-	-	-	-	-	-
30	PT Asuransi Jasa Raharja Putera	16,005	28	2,217	-	-	13,815	3,377	78	10,516		
31	PT Asuransi Jasa Tania Tbk.	6,489	-	781	-	-	5,709	507	1,327	6,528		
32	PT Asuransi Kredit Indonesia (Persero)	-	-	-	-	-	-	-	-	-	-	-
33	PT Lippo General Insurance Tbk.	498,180	-	101,107	-	-	397,073	6,984	7,721	397,810		
34	PT Malacca Trust Wuwungan Insurance (d/h PT A	1,281	-	10	-	-	1,271	265	65	1,072		
35	PT Asuransi Umum Mega	206,010	(118)	2,703	3	-	203,186	11,951	20,603	211,839		
36	PT Asuransi Mega Pratama	-	-	-	-	-	-	-	-	-	-	-
37	PT Asuransi Mitra Meparya	-	-	-	-	-	-	-	-	-	-	-
38	PT Asuransi Multi Artha Guna	107,927	-	437	230	-	107,260	13,371	15,002	108,891		
39	PT Pan Pacific Insurance (d/h PT Asuransi Jaya In	-	-	-	-	-	-	-	-	-	-	-
40	PT Panin Insurance	-	-	-	-	-	-	-	-	-	-	-
41	PT Asuransi Parolamas	10,638	-	6,134	-	-	4,503	-	623	5,126		
42	PT Asuransi Purna Aratugraha	577	-	19	-	-	556	180	208	566		
43	PT Asuransi Raksa Pratikara	-	-	-	-	-	-	-	-	-	-	-
44	PT Asuransi Rama Satira Wibawa	-	-	-	-	-	-	-	-	-	-	-
45	PT Asuransi Ramayana Tbk.	2,494	-	1,092	439	-	963	413	875	1,425		
46	PT Asuransi Raya	-	-	-	-	-	-	-	-	-	-	-

NO NO	NAMA PERUSAHAAN NAME OF COMPANY	POS LANGSUNG DIRECT BUSINESS	DALAM NEGERI DOMESTIC		INWARD		REASURANSI / REINSURANCE		OUTWARD			KLAIM NETTO NET CLAIM	CADANGAN KLAIM CLAIM RESERVE		
			(3)	(4)	(5)	(6)	(7)	(8)	(9)	(10)	(11)		(12)	(13)	
47	PT Asuransi Recapital	56	-	-	-	-	-	-	-	-	56	-	11	67	
48	PT Asuransi Reliance Indonesia	283,752	-	-	-	-	-	-	-	-	283,752	30,014	32,023	285,767	
49	PT Sarana Lindung Upaya	-	-	-	-	-	-	-	-	-	-	-	-	-	
50	PT Asuransi Sinar Mas	576,876	3,609	-	-	32	-	1,766	65	-	578,622	66,160	48,865	559,328	
51	PT Maskapai Asuransi Sonwells	10	-	-	-	4	-	-	-	-	6	(3)	5	14	
52	PT Asuransi Sumit Oto	-	-	-	-	-	-	-	-	-	-	-	-	-	
53	PT Siaco Mandiri (d/h PT Siaco Jasa Pratama)	-	-	-	-	-	-	-	-	-	-	-	-	-	
54	PT Asuransi Tri Pakarta	-	-	-	-	-	-	-	-	-	-	-	-	-	
55	PT Asuransi Tugu Krema Pratama	-	-	-	-	-	-	-	-	-	-	-	-	-	
56	PT Tugu Pratama Indonesia	10,869	1,661	-	-	761	-	-	49	-	11,520	7,209	6,280	10,591	
57	PT Victoria Insurance (d/h PT Asuransi Umum Cer	209	-	-	-	-	-	-	-	-	209	-	-	209	
58	PT Asuransi Vici (d/h PT Asuransi Fadent Mahiko	225	51,059	-	-	13	-	-	73	-	51,270	1,544	39,873	89,599	
59	PT Asuransi Wahana Tata	276	-	-	-	122	-	-	-	-	80	-	745	825	
60	PT Asuransi Mitra Pelindung Mustika	-	-	-	-	-	-	-	-	-	-	-	-	-	
61	PT Asuransi Umum Panin**	-	-	-	-	-	-	-	-	-	-	-	-	-	
62	PT Asuransi Cakrawala Proteksi Indonesia	-	-	-	-	-	-	-	-	-	-	-	-	-	
63	PT Asuransi Simas Net	-	-	-	-	-	-	-	-	-	-	-	-	-	
64	PT Asuransi ASEI Indonesia	215	-	-	-	161	-	-	-	-	54	3,985	3,985	54	
65	PT Ace Jaya Proteksi (d/h PT Asuransi Jaya Prote	100,490	447	-	-	5,917	-	-	414	-	8,273	4,588	19,953	101,888	
66	PT Asuransi Karyamas Sentralindo *)	-	-	-	-	-	-	-	-	-	-	-	-	-	
67	PT Asuransi Puri Ash **)	-	-	-	-	-	-	-	-	-	-	-	-	-	
68	PT Asuransi Wanamekar Handayani **)	-	-	-	-	-	-	-	-	-	-	-	-	-	
69	PT Aseel Reasuransi Indonesia	553	162	-	-	156	-	-	-	-	559	327	728	961	
<b>JUMLAH / SUB TOTAL</b>		<b>2,810,210</b>	<b>59,053</b>	<b>7</b>	<b>194,056</b>	<b>3,372</b>	<b>10,051</b>	<b>2,661,792</b>	<b>244,760</b>	<b>335,319</b>	<b>2,755,351</b>				
<b>PERUSAHAAN ASURANSI UMUM PATUNGAN</b>															
<b>JOINT VENTURE NON LIFE INSURANCE COMPANIES</b>															
1	PT ACE Jaya Proteksi (d/h PT Asuransi Jaya Prote	-	-	-	-	-	-	-	-	-	-	-	-	-	-
2	PT Asuransi Allianz Utama Indonesia	-	-	-	-	-	-	-	-	-	-	-	-	-	-
3	PT Asuransi Axa Indonesia	90,600	11,996	-	-	37,351	-	20,112	45,133	16,122	9,818	38,829	38,829	38,829	
4	PT Beas Central Insurance (d/h PT Asuransi AIO I	957	-	-	-	279	-	329	14	48	329	48	56	334	
5	PT AIG Insurance Indonesia (d/h PT Chantix Insur	35,642	12	-	-	126	-	221	-	-	36,001	15,002	7,965	28,364	
6	PT China Tailoring Insurance Indonesia	-	-	-	-	-	-	-	-	-	-	-	-	-	
7	PT Meritz Korindo Insurance (d/h PT Asuransi Han	-	7	-	-	-	-	-	-	7	-	-	-	7	
8	PT KSK Insurance Indonesia (d/h PT Kurnia Insur	17,605	-	-	-	0	-	804	10,034	6,768	3,528	2,047	5,287	5,287	
9	PT LG Insurance Indonesia	42	-	-	-	10	-	33	-	35	149	149	147	147	
10	PT MAA General Assurance	77	-	-	-	77	-	-	-	77	82	17	12	12	
11	PT Asuransi Manjil Axa General Insurance (d/h P	4,568	-	-	-	(55)	-	4,613	-	278	163	4,498	4,498	4,498	
12	PT Asuransi MSIG Indonesia	12,547	143	-	-	5,439	-	7,251	589	342	7,004	342	7,004	7,004	
13	PT Asuransi Sompo Japan Nipponkoa Indonesia (	975	-	-	-	388	-	21	340	228	9	(759)	(841)	(841)	
14	PT Asuransi QBE Pool Indonesia	686	-	-	-	-	-	686	-	308	960	1,338	1,338	1,338	
15	PT Asuransi Samsung Tugu	-	-	-	-	-	-	-	-	-	-	-	-	-	
16	PT Asuransi Tokio Marine Indonesia	-	-	-	-	-	-	-	-	-	-	-	-	-	
17	PT Zurich Insurance Indonesia	-	-	-	-	-	-	-	-	6,626	-	-	-	(6,626)	
18	PT Asuransi CHUBB Indonesia	-	-	-	-	-	-	-	-	-	-	-	-	-	
19	PT Sompo Japan Insurance Indonesia	975	-	-	-	388	-	21	340	228	9	(759)	(841)	(841)	
<b>JUMLAH / SUB TOTAL</b>		<b>164,664</b>	<b>12,159</b>	<b>692</b>	<b>38,487</b>	<b>10,727</b>	<b>26,947</b>	<b>101,354</b>	<b>42,635</b>	<b>20,000</b>	<b>78,718</b>				
<b>PERUSAHAAN REASURANSI</b>															
<b>REINSURANCE COMPANIES</b>															
1	PT Reasuransi International Indonesia	-	37,321	-	-	1	-	532	-	2,642	4,101	38,247	38,247	38,247	
2	PT Maskapai Reasuransi Indonesia	-	-	-	-	-	-	-	-	-	-	-	-	-	
3	PT Reasuransi Nasional Indonesia	-	5,701	-	-	-	-	5,701	-	1,359	795	5,137	5,137	5,137	
4	PT Tugu Reasuransi Indonesia	-	-	-	-	-	-	-	-	-	-	-	-	-	
5	PT Reasuransi Melipark Indonesia	-	-	-	-	-	-	-	-	-	-	-	-	-	
<b>JUMLAH / SUB TOTAL</b>		<b>-</b>	<b>43,022</b>	<b>1</b>	<b>532</b>	<b>42,489</b>	<b>4,001</b>	<b>363,215</b>	<b>2,877,453</b>	<b>2,877,453</b>	<b>2,877,453</b>				
<b>JUMLAH SELURUHNYA / GRAND TOTAL</b>		<b>2,974,874</b>	<b>114,234</b>	<b>7</b>	<b>692</b>	<b>232,544</b>	<b>14,099</b>	<b>37,530</b>	<b>2,805,635</b>	<b>291,397</b>	<b>363,215</b>	<b>2,877,453</b>	<b>2,877,453</b>	<b>2,877,453</b>	

Keterangan / Notes :  
 \*) Tidak Menyampaikan Laporan / Have Not Submitted Annual Report  
 \*\*) Pencabutan Izin Usaha / Licenses Have Been Removed  
 \*\*\*) Pemberian Izin Usaha Baru / New Licenses

Usaha Asuransi Umum dan Reasuransi  
Non Life Insurance and Reinsurance Business

TABEL : 2.12/12/TABLE : 2.12.12  
KLAIM USAHA ASURANSI UMUM DAN REASURANSI TAHUN 2014  
CLAIMS OF NON LIFE INSURANCE AND REINSURANCE BUSINESS IN 2014

Unit Usaha : Kredit

Line of Business : Credit

NO NO	NAMA PERUSAHAAN NAME OF COMPANY	POS LANGSUNG DIRECT BUSINESS	REASURANSI / REINSURANCE			OUTWARD			KADANGAN KLAIM CLAIM RESERVE	BEBAN KLAIM CLAIMS INCURRED		
			DALAM NEGERI DOMESTIC	LUAR NEGERI ABROAD	LAINNYA OTHERS	DALAM NEGERI DOMESTIC	LUAR NEGERI ABROAD	LAINNYA OTHERS			TAHUN LALU PREVIOUS YEAR	TAHUN BERJALAN CURRENT YEAR
(1)	(2)	(3)	(4)	(5)	(6)	(7)	(8)	(9)	(10)	(11)	(12)	(13)
<b>PERUSAHAAN ASURANSI UMUM NASIONAL</b>												
<b>NATIONAL NON LIFE INSURANCE COMPANIES</b>												
1	PT Asuransi Adira Dinamika	-	-	-	-	-	-	-	-	-	-	-
2	PT Asuransi Artindo	-	-	-	-	-	-	-	-	-	-	-
3	PT Athragraha General Insurance	-	-	-	-	-	-	-	-	-	-	-
4	PT Asuransi Asoka Wals	-	-	-	-	-	-	-	-	-	-	-
5	PT Asuransi Asira Buana	-	-	-	-	-	-	-	-	-	-	-
6	PT Avrist General Insurance (d/h PT Asuransi Star	-	-	-	-	-	-	-	-	-	-	-
7	PT Asuransi Bangun Askrida	242,569	-	-	-	18,133	-	-	224,436	-	6,442	230,878
8	PT Faifax Insurance Indonesia (d/h Batevia Mitrat	-	-	-	-	-	-	-	-	-	-	-
9	PT Berdikari Insurance	-	-	-	-	-	-	-	-	-	-	-
10	PT Asuransi Bhakti Bhayangkara	-	-	-	-	-	-	-	-	-	-	-
11	PT Asuransi Bina Dana Arta Tbk.	-	-	-	-	-	-	-	-	-	-	-
12	PT Asuransi Binacriya Upakara	-	-	-	-	-	-	-	-	-	-	-
13	PT Asuransi Bintang Tbk	-	-	-	-	-	-	-	-	-	-	-
14	PT Asuransi Bosowa Periskop	-	-	-	-	-	-	-	-	-	-	-
15	PT Asuransi Brigin Seljahtera Artamakmur	-	-	-	-	-	-	-	-	-	-	-
16	PT Asuransi Buana Independent	-	-	-	-	-	-	-	-	-	-	-
17	PT Asuransi Umum Bumiputera Muda 1967	2,512	980	-	-	704	-	-	2,788	398	2,827	5,217
18	PT Asuransi Central Asia	-	-	-	-	-	-	-	-	-	-	-
19	PT Asuransi Umum BCA (d/h PT Central Seljahter	-	-	-	-	-	-	-	-	-	-	-
20	PT Citra International Underwriters	-	-	-	-	-	-	-	-	-	-	-
21	PT Asuransi Dayin Mitra Tbk.	-	-	-	-	-	-	-	-	-	-	-
22	PT Asuransi Eka Lloyd Jaya	-	-	-	-	-	-	-	-	-	-	-
23	PT Asuransi Eksplor Indonesia (Persero)	-	-	-	-	-	-	-	-	-	-	-
24	PT Asuransi Harta Aman Pratama Tbk.	-	-	-	-	-	-	-	-	-	-	-
25	PT Asuransi Himalaya Peleindung	-	-	-	-	-	-	-	-	-	-	-
26	PT Asuransi Himalaya Peleindung	-	-	-	-	-	-	-	-	-	-	-
27	PT Asuransi Intra Asia	-	-	-	-	-	-	-	-	-	-	-
28	PT MNC Asuransi Indonesia (d/h Asuransi Jamind	-	-	-	-	-	-	-	-	-	-	-
29	PT Asuransi Jasa Indonesia (Persero)	-	-	-	-	-	-	-	-	-	-	-
30	PT Asuransi Jasa Raharja Putera	-	551	-	-	-	-	-	551	-	173	724
31	PT Asuransi Jasa Tania Tbk.	-	-	-	-	-	-	-	-	-	-	-
32	PT Asuransi Kredit Indonesia (Persero)	895,693	-	-	-	62,855	-	-	836,839	275,472	313,882	875,249
33	PT Lippo General Insurance Tbk.	-	-	-	-	-	-	-	-	-	-	-
34	PT Malacca Trust Wuwungan Insurance (d/h PT A	-	-	-	-	-	-	-	-	-	-	-
35	PT Asuransi Umum Mega	-	-	-	-	-	-	-	-	-	-	-
36	PT Asuransi Mega Pratama	-	-	-	-	-	-	-	-	-	-	-
37	PT Asuransi Mitra Meparya	-	-	-	-	-	-	-	-	-	-	-
38	PT Asuransi Multi Artha Guna	-	-	-	-	-	-	-	-	-	-	-
39	PT Pan Pacific Insurance (d/h PT Asuransi Jaya In	-	-	-	-	-	-	-	-	-	-	-
40	PT Panin Insurance	-	-	-	-	-	-	-	-	-	-	-
41	PT Asuransi Parolamas	-	-	-	-	-	-	-	-	-	-	-
42	PT Asuransi Purna Artaugraha	-	-	-	-	-	-	-	-	-	-	-
43	PT Asuransi Raksa Pratikara	-	-	-	-	-	-	-	-	-	-	-
44	PT Asuransi Rama Satria Wibawa	-	-	-	-	-	-	-	-	-	-	-
45	PT Asuransi Ramayana Tbk.	-	-	-	-	-	-	-	-	-	-	-
46	PT Asuransi Raya	-	-	-	-	-	-	-	-	-	-	-

NO NO	NAMA PERUSAHAAN NAME OF COMPANY	POS LANGSUNG DIRECT BUSINESS	DALAM NEGERI DOMESTIC		REASURANSI / REINSURANCE		OUTWARD		KLAIM NETTO NET CLAIM	CADANGAN KLAIM CLAIM RESERVE		
			(3)	(4)	(5)	(6)	(7)	(8)		(9)	(10)	(11)
47	PT Asuransi Recapital	-	-	-	-	-	-	-	-	-	-	
48	PT Asuransi Reliance Indonesia	-	-	-	-	-	-	-	-	-	-	
49	PT Sarana Lindung Upaya	-	-	-	-	-	-	-	-	-	-	
50	PT Asuransi Sinar Mas	27,399	1,868	-	-	-	-	25,207	4,080	-	31	
51	PT Maskapai Asuransi Sonwellis	-	-	-	-	-	-	-	-	-	-	
52	PT Asuransi Sumit Oto	-	-	-	-	-	-	-	-	-	-	
53	PT Staco Mandiri (d/h PT Staco Jasa Pratama)	-	-	-	-	-	-	-	-	-	-	
54	PT Asuransi Tri Pakarta	-	-	-	-	-	-	-	-	-	-	
55	PT Asuransi Tuju Kresna Pratama	-	-	-	-	-	-	-	-	-	-	
56	PT Tuju Pratama Indonesia	-	-	-	-	-	-	-	-	-	-	
57	PT Victoria Insurance (d/h PT Asuransi Umum Cer	-	-	-	-	-	-	-	-	-	-	
58	PT Asuransi Videl (d/h PT Asuransi Fadenit Mahko	-	-	-	-	-	-	-	-	-	-	
59	PT Asuransi Wahana Tata	-	-	-	-	-	-	-	-	-	-	
60	PT Asuransi Mitra Pelindung Mustika	-	-	-	-	-	-	-	-	-	-	
61	PT Asuransi Umum Pahlani**	-	-	-	-	-	-	-	-	-	-	
62	PT Asuransi Cakrawala Proteksi Indonesia	-	-	-	-	-	-	-	-	-	-	
63	PT Asuransi Simas Net	-	-	-	-	-	-	-	-	-	-	
64	PT Asuransi ASEI Indonesia	634	-	-	203	-	-	-	431	193,436	193,436	
65	PT Ace Jaya Proteksi (d/h PT Asuransi Jaya Prote	-	-	-	-	-	-	-	-	-	431	
66	PT Asuransi Kayamas Sentralindo *)	-	-	-	-	-	-	-	-	-	-	
67	PT Asuransi Puri Ashi **)	-	-	-	-	-	-	-	-	-	-	
68	PT Asuransi Wanamekar Handayani **)	-	-	-	-	-	-	-	-	-	-	
69	PT Asel Reasuransi Indonesia	71,305	-	-	-	27,222	-	-	44,084	66,296	193,436	
	<b>JUMLAH / SUB TOTAL</b>	<b>1,172,806</b>	<b>3,399</b>	<b>-</b>	<b>81,894</b>	<b>-</b>	<b>25,207</b>	<b>-</b>	<b>1,069,105</b>	<b>469,306</b>	<b>516,791</b>	<b>1,116,590</b>
<b>PERUSAHAAN ASURANSI UMUM PATUNGAN</b>												
<b>JOINT VENTURE NON LIFE INSURANCE COMPANIES</b>												
1	PT ACE Jaya Proteksi (d/h PT Asuransi Jaya Prote	-	-	-	-	-	-	-	-	-	-	-
2	PT Asuransi Allianz Utama Indonesia	-	-	-	-	-	-	-	-	-	-	-
3	PT Asuransi Axa Indonesia	-	-	-	-	-	-	-	-	-	-	-
4	PT Bess Central Insurance (d/h PT Asuransi AIOI)	-	-	-	-	-	-	-	-	-	-	-
5	PT AIG Insurance Indonesia (d/h PT Chartis Insur	-	-	-	-	-	-	-	-	-	-	-
6	PT China Taiping Insurance Indonesia	-	-	-	-	-	-	-	-	-	-	-
7	PT Meritz Korindo Insurance (d/h PT Asuransi Han	-	-	-	-	-	-	-	-	-	-	-
8	PT KSK Insurance Indonesia (d/h PT Kurmia Insur	-	-	-	-	-	-	-	-	-	-	-
9	PT LIG Insurance Indonesia	-	-	-	-	-	-	-	-	-	-	-
10	PT MAA General Assurance	-	-	-	-	-	-	-	-	-	-	-
11	PT Asuransi Mandiri Axa General Insurance (d/h P	-	-	-	-	-	-	-	-	-	-	-
12	PT Asuransi MSIG Indonesia	-	-	-	-	-	-	-	-	-	-	-
13	PT Asuransi Sampo Japan Nipponkoa Indonesia (	-	-	-	-	-	-	-	-	-	-	-
14	PT Asuransi QBE Pool Indonesia	-	-	-	-	-	-	-	-	-	-	-
15	PT Asuransi Samsung Tugu	-	-	-	-	-	-	-	-	-	-	-
16	PT Asuransi Tokio Marine Indonesia	-	-	-	-	-	-	-	-	-	-	-
17	PT Zurich Insurance Indonesia	-	-	-	-	-	-	-	-	-	-	-
18	PT Asuransi CHUBB Indonesia	-	-	-	-	-	-	-	-	-	-	-
19	PT Sampo Japan Insurance Indonesia	-	-	-	-	-	-	-	-	-	-	-
	<b>JUMLAH / SUB TOTAL</b>	<b>-</b>	<b>43,212</b>	<b>24</b>	<b>-</b>	<b>-</b>	<b>-</b>	<b>-</b>	<b>43,236</b>	<b>28,841</b>	<b>50,695</b>	<b>65,090</b>
<b>PERUSAHAAN REASURANSI</b>												
<b>REINSURANCE COMPANIES</b>												
1	PT Reasuransi Internasional Indonesia	-	-	-	-	-	-	-	-	-	-	-
2	PT Maskapai Reasuransi Indonesia	-	-	-	-	-	-	-	-	-	-	-
3	PT Reasuransi Nasional Indonesia	-	43,212	24	-	-	-	-	43,236	28,841	50,695	65,090
4	PT Tugu Reasuransi Indonesia	-	-	-	-	-	-	-	-	-	-	-
5	PT. Reasuransi Malpark Indonesia	-	-	-	-	-	-	-	-	-	-	-
	<b>JUMLAH / SUB TOTAL</b>	<b>-</b>	<b>43,212</b>	<b>24</b>	<b>-</b>	<b>-</b>	<b>-</b>	<b>-</b>	<b>43,236</b>	<b>28,841</b>	<b>50,695</b>	<b>65,090</b>
	<b>JUMLAH SELURUHNYA / GRAND TOTAL</b>	<b>1,172,806</b>	<b>46,611</b>	<b>24</b>	<b>-</b>	<b>81,894</b>	<b>25,207</b>	<b>-</b>	<b>1,112,341</b>	<b>498,147</b>	<b>567,486</b>	<b>1,181,680</b>

Keterangan / Notes :

\*) Tidak Menyampaikan Laporan / Have Not Submitted Annual Report

\*) Pencabutan Izin Usaha / Licenses Have Been Removed  
 \*\*) Pemberian Izin Usaha Baru / New Licenses

Usaha Asuransi Umum dan Reasuransi  
 Non Life Insurance and Reinsurance Business

TABEL : 2.12.13/TABLE : 2.12.13  
**KLAIM USAHA ASURANSI UMUM DAN REASURANSI TAHUN 2014**  
 CLAIMS OF NON LIFE INSURANCE AND REINSURANCE BUSINESS IN 2014  
 Unit Usaha : Perjanjian  
 Line of Business : Suretyship

NO NO	NAMA PERUSAHAAN NAME OF COMPANY	POS LANGSUNG DIRECT BUSINESS	REASURANSI / REINSURANCE			OUTWARD			KLAIMI NETTO NET CLAIM	CADANGAN KLAIM CLAIM RESERVE		Dalam Jutaan Rupiah In Million Rupiah
			DALAM NEGERI DOMESTIC	LUAR NEGERI ABROAD	LAINNYA OTHERS	DALAM NEGERI DOMESTIC	LUAR NEGERI ABROAD	LAINNYA OTHERS		TAHUN LALU PREVIOUS YEAR	TAHUN BERJALAN CURRENT YEAR	
(1)	(2)	(3)	(4)	(5)	(6)	(7)	(8)	(9)	(10)	(11)	(12)	(13)
<b>PERUSAHAAN ASURANSI UMUM NASIONAL</b>												
<b>NATIONAL NON LIFE INSURANCE COMPANIES</b>												
1	PT Asuransi Adira Dinamika	4.605.9	0.7	0.0	0.0	458.0	3.811.3	0.0	337.3	445.4	1.286.4	1.178.3
2	PT Asuransi Aetindo	0.0	0.0	0.0	0.0	0.0	0.0	0.0	0.0	0.0	0.0	0.0
3	PT AthaGraha General Insurance	0.0	0.0	0.0	0.0	0.0	0.0	0.0	0.0	0.0	0.0	0.0
4	PT Asuransi Asoka Mas	2.804.0	3.2	0.0	0.0	961.1	0.0	0.0	1.846.1	731.8	837.3	1.951.6
5	PT Asuransi Astra Buana	0.0	0.0	0.0	0.0	0.0	0.0	0.0	0.0	0.0	0.0	0.0
6	PT Avrist General Insurance (d/h PT Asuransi Star	0.0	0.0	0.0	0.0	0.0	0.0	0.0	0.0	0.0	0.0	0.0
7	PT Asuransi Bangun Askrida	8.380.6	242.3	0.0	0.0	9.048.9	0.9	0.0	(427.0)	2.123.2	3.594.8	1.044.7
8	PT Fairfax Insurance Indonesia (d/h Batavia Mitrat	0.0	0.0	0.0	0.0	0.0	0.0	0.0	0.0	0.0	0.0	0.0
9	PT Berdikari Insurance	0.0	0.0	0.0	0.0	0.0	0.0	0.0	0.0	0.0	0.0	0.0
10	PT Asuransi Bhakti Bhavangkara	46.1	62.1	0.0	0.0	0.0	0.0	0.0	98.2	153.1	0.0	(54.9)
11	PT Asuransi Bina Dana Arta Tbk.	0.0	0.0	0.0	0.0	0.0	0.0	0.0	0.0	0.0	0.0	0.0
12	PT Asuransi Binagriya Upakara	0.0	0.0	0.0	0.0	0.0	0.0	0.0	0.0	0.0	0.0	0.0
13	PT Asuransi Bintang Tbk	0.0	69.3	0.0	0.0	0.0	0.0	0.0	69.3	230.3	233.7	72.6
14	PT Asuransi Bosowa Periscope	3.290.3	0.0	0.0	0.0	0.0	0.0	0.0	575.6	2.966.7	1.846.5	(534.6)
15	PT Asuransi Brinigi Sejahtera Ariamakmur	69.7	0.0	0.0	0.0	2.714.7	0.0	0.0	0.0	0.0	42.2	111.9
16	PT Asuransi Buana Independent	0.0	315.6	0.0	0.0	0.0	0.0	0.0	315.6	0.0	0.0	315.6
17	PT Asuransi Umum BumiPutera Muda 1967	4.708.8	2.280.1	0.0	0.0	577.6	0.0	0.0	6.411.3	7.215.9	3.509.0	2.704.4
18	PT Asuransi Central Asia	0.0	0.0	0.0	0.0	0.0	0.0	0.0	0.0	0.0	0.0	0.0
19	PT Asuransi Umum BCA (d/h PT Central Sejahtera	0.0	0.0	0.0	0.0	0.0	0.0	0.0	0.0	0.0	0.0	0.0
20	PT Citra International Underwriters	0.0	0.0	0.0	0.0	0.0	0.0	0.0	0.0	0.0	0.0	0.0
21	PT Asuransi Dayin Mitra Tbk.	0.0	0.0	0.0	0.0	0.0	0.0	0.0	0.0	0.0	0.0	0.0
22	PT Asuransi Eka Lloyd Jaya	0.0	0.0	0.0	0.0	0.0	0.0	0.0	0.0	0.0	0.0	0.0
23	PT Asuransi Ekspor Indonesia (Persero)	0.0	0.0	0.0	0.0	0.0	0.0	0.0	0.0	0.0	0.0	0.0
24	PT Asuransi Harta Aman Pratama Tbk.	0.0	0.0	0.0	0.0	0.0	0.0	0.0	0.0	0.0	0.0	0.0
25	PT Asuransi Himalaya Pelindung	3.046.3	0.0	0.0	0.0	1.523.1	0.0	0.0	1.523.1	0.0	0.0	1.523.1
26	PT Asuransi PFG Indonesia (d/h Asuransi Indrapuri	0.0	0.0	0.0	0.0	0.0	0.0	0.0	0.0	0.0	0.0	0.0
27	PT Asuransi Intra Asia	2.754.0	0.0	0.0	0.0	0.0	0.0	0.0	2.754.0	1.954.1	(562.8)	237.1
28	PT MNC Asuransi Indonesia (d/h Asuransi Jamind	0.0	0.0	0.0	0.0	0.0	0.0	0.0	0.0	0.0	0.0	0.0
29	PT Asuransi Jasa Indonesia (Persero)	6.840.7	2.395.0	0.0	0.0	6.931.3	0.0	0.0	2.304.3	7.399.0	5.744.0	659.3
30	PT Asuransi Jasa Raharja Putera	34.813.5	61.1	0.0	0.0	10.965.3	2.055.2	8.860.2	12.983.8	22.563.8	3.097.2	(6.492.8)
31	PT Asuransi Jasa Tania Tbk.	3.214.1	570.2	0.0	0.0	1.866.9	0.0	0.0	1.918.4	0.0	413.5	2.331.9
32	PT Asuransi Kredit Indonesia (Persero)	51.359.2	0.0	0.0	0.0	16.880.5	0.0	0.0	34.478.6	14.459.7	24.826.8	44.845.7
33	PT Lippo General Insurance Tbk.	0.0	0.0	0.0	0.0	0.0	0.0	0.0	0.0	0.0	0.0	0.0
34	PT Malacca Trust Wuwungan Insurance (d/h PT A	0.0	0.0	0.0	0.0	0.0	0.0	0.0	0.0	0.0	0.0	0.0
35	PT Asuransi Umum Mega	2.639.9	76.6	0.0	0.0	2.153.7	0.0	0.0	562.8	13.529.9	17.202.2	4.253.1
36	PT Asuransi Mega Pratama	0.0	0.0	0.0	0.0	0.0	0.0	0.0	0.0	0.0	0.0	0.0
37	PT Asuransi Mitra Wibarya	22.5	0.0	0.0	0.0	12.9	4.6	0.0	5.1	0.0	40.5	45.6
38	PT Asuransi Multi Artha Guna	0.0	0.0	0.0	0.0	0.0	0.0	0.0	0.0	0.0	0.0	0.0
39	PT Pan Pacific Insurance (d/h PT Asuransi Jaya In	0.0	0.0	0.0	0.0	0.0	0.0	0.0	0.0	0.0	0.0	0.0
40	PT Pamin Insurance	0.0	0.0	0.0	0.0	0.0	0.0	0.0	0.0	0.0	0.0	0.0
41	PT Asuransi Parolamas	11.124.9	115.4	0.0	0.0	2.783.2	0.0	0.0	8.457.1	216.8	6.667.2	14.907.5
42	PT Asuransi Purna Atanugraha	982.1	0.0	0.0	0.0	0.0	0.0	0.0	982.1	415.8	417.4	983.7
43	PT Asuransi Raksa Pratikara	0.0	0.0	0.0	0.0	0.0	0.0	0.0	0.0	0.0	0.0	0.0
44	PT Asuransi Rama Satria Wibawa	0.0	0.0	0.0	0.0	0.0	0.0	0.0	0.0	0.0	0.0	0.0
45	PT Asuransi Ramayana Tbk.	486.0	0.0	0.0	0.0	(103.9)	(13.2)	0.0	603.1	2.409.9	4.061.0	2.254.2
46	PT Asuransi Raya	225.6	0.0	0.0	0.0	26.5	0.0	0.0	199.1	1.130.3	0.0	(931.1)

NO NO	NAMA PERUSAHAAN NAME OF COMPANY	POS LANGSUNG DIRECT BUSINESS	DALAM NEGERI DOMESTIC			REASURANSI / REINSURANCE			OUTWARD			CADANGAN KLAIM CLAIM RESERVE		
			(3)	(4)	(5)	(6)	(7)	(8)	(9)	(10)	(11)	(12)	(13)	
47	PT Asuransi Recapital	551,1	0,0	0,0	0,0	0,0	0,0	0,0	551,1	0,0	0,0	307,5	858,6	
48	PT Asuransi Reliance Indonesia	0,0	0,0	0,0	0,0	0,0	0,0	0,0	0,0	0,0	0,0	0,0	0,0	
49	PT Sarana Lindung Upaya	0,0	0,0	0,0	0,0	0,0	0,0	0,0	0,0	0,0	0,0	0,0	0,0	
50	PT Asuransi Sinar Mas	2,159,8	5,183,5	0,0	0,0	0,0	0,0	0,0	2,678,3	1,284	1,707,4	3,656,3	0,0	
51	PT Maskapai Asuransi Sonwellis	0,0	0,0	0,0	0,0	0,0	0,0	0,0	0,0	0,0	0,0	0,0	0,0	
52	PT Asuransi Sumit Oto	0,0	0,0	0,0	0,0	0,0	0,0	0,0	0,0	0,0	0,0	0,0	0,0	
53	PT Staco Mandiri (dih PT Staco Jasa Pratama)	0,0	49,5	0,0	0,0	0,0	0,0	0,0	49,5	0,0	0,0	0,0	49,5	
54	PT Asuransi Tri Pakarta	0,0	0,0	0,0	0,0	0,0	0,0	0,0	0,0	0,0	0,0	0,0	0,0	
55	PT Asuransi Tugu Kresna Pratama	(4,9)	5,208,8	0,0	0,0	(2,9)	0,0	0,0	5,208,9	146,5	146,5	5,206,9	5,206,9	
56	PT Tugu Pratama Indonesia	0,0	16,4	0,0	0,0	0,0	0,0	0,0	16,4	191,0	845,3	191,0	670,7	
57	PT Victoria Insurance (dih PT Asuransi Umum Cer	0,0	0,0	0,0	0,0	0,0	0,0	0,0	0,0	0,0	0,0	0,0	0,0	
58	PT Asuransi Vioei (dih PT Asuransi Fadent Mahiko	15,670,7	0,0	0,0	0,0	6,034,6	0,0	0,0	9,636,1	2,500,9	3,130,1	10,265,3	(48,6)	
59	PT Asuransi Wahana Tata	6,3	0,0	0,0	0,0	0,0	0,0	0,0	6,3	80,4	25,5	80,4	0,0	
60	PT Asuransi Mitra Pelindung Mustika	0,0	0,0	0,0	0,0	0,0	0,0	0,0	0,0	0,0	0,0	0,0	0,0	
61	PT Asuransi Mitra Pelindung Mustika**	0,0	0,0	0,0	0,0	0,0	0,0	0,0	0,0	0,0	0,0	0,0	0,0	
62	PT Asuransi Cakrawala Proteksi Indonesia	0,0	0,0	0,0	0,0	0,0	0,0	0,0	0,0	0,0	0,0	0,0	0,0	
63	PT Asuransi Simas Net	0,0	0,0	0,0	0,0	0,0	0,0	0,0	0,0	0,0	0,0	0,0	0,0	
64	PT Asuransi ASEI Indonesia	1,582,3	0,0	0,0	0,0	870,3	0,0	0,0	712,0	6,950,1	6,950,1	712,0	0,0	
65	PT Ace Jaya Proteksi (dih PT Asuransi Jaya Prote	0,0	0,0	0,0	0,0	0,0	0,0	0,0	0,0	0,0	0,0	0,0	0,0	
66	PT Asuransi Karyamas Sentralindo *)	0,0	0,0	0,0	0,0	0,0	0,0	0,0	0,0	0,0	0,0	0,0	0,0	
67	PT Asuransi Puri Ash **)	0,0	0,0	0,0	0,0	0,0	0,0	0,0	0,0	0,0	0,0	0,0	0,0	
68	PT Asuransi Wanamekar Handayani **)	-	-	-	-	-	-	-	-	-	-	-	-	
69	PT Aseel Reasuransi Indonesia	28,832,7	0,0	0,0	0,0	10,312,7	0,0	0,0	18,520,1	7,878,3	6,950,1	17,591,8	0,0	
<b>JUMLAH / SUB TOTAL</b>			<b>161,379,2</b>	<b>11,964,8</b>	<b>0,0</b>	<b>63,700,9</b>	<b>0,0</b>	<b>5,858,8</b>	<b>8,860,2</b>	<b>94,924,0</b>	<b>87,933,8</b>	<b>85,797,3</b>	<b>92,787,5</b>	
<b>PERUSAHAAN ASURANSI UMUM PATUNGAN</b>														
<b>JOINT VENTURE NON LIFE INSURANCE COMPANIES</b>														
1	PT ACE Jaya Proteksi (dih PT Asuransi Jaya Prot	0,0	0,0	0,0	0,0	0,0	0,0	0,0	0,0	0,0	0,0	0,0	0,0	
2	PT Asuransi Allianz Utama Indonesia	0,0	0,0	0,0	0,0	0,0	0,0	0,0	0,0	0,0	0,0	0,0	0,0	
3	PT Asuransi Axa Indonesia	0,0	0,0	0,0	0,0	0,0	0,0	0,0	0,0	0,0	0,0	0,0	0,0	
4	PT Bess Central Insurance (dih PT Asuransi AIOI	0,0	0,0	0,0	0,0	0,0	0,0	0,0	0,0	0,0	0,0	0,0	0,0	
5	PT AIG Insurance Indonesia (dih PT Chartis Insur	0,0	0,0	0,0	0,0	0,0	0,0	0,0	0,0	0,0	0,0	0,0	0,0	
6	PT China Tailoring Insurance Indonesia	0,0	0,0	0,0	0,0	0,0	0,0	0,0	0,0	0,0	0,0	0,0	0,0	
7	PT Meritz Korindo Insurance (dih PT Asuransi Han	0,0	0,0	0,0	0,0	0,0	0,0	0,0	0,0	0,0	0,0	0,0	0,0	
8	PT KSK Insurance Indonesia (dih PT Kumia Insur	0,0	0,0	0,0	0,0	0,0	0,0	0,0	0,0	0,0	0,0	0,0	0,0	
9	PT LIG Insurance Indonesia	0,0	0,0	0,0	0,0	0,0	0,0	0,0	0,0	0,0	0,0	0,0	0,0	
10	PT MAA General Assurance	0,0	0,0	0,0	0,0	0,0	0,0	0,0	0,0	0,0	0,0	0,0	0,0	
11	PT Asuransi Manjili Axa General Insurance (dih P	0,0	0,0	0,0	0,0	0,0	0,0	0,0	0,0	0,0	0,0	0,0	0,0	
12	PT Asuransi MSIG Indonesia	0,0	0,0	0,0	0,0	0,0	0,0	0,0	0,0	0,0	0,0	0,0	0,0	
13	PT Asuransi Sompo Japan Nipponkoa Indonesia (	0,0	0,0	0,0	0,0	0,0	0,0	0,0	0,0	0,0	0,0	0,0	0,0	
14	PT Asuransi QBE Pool Indonesia	0,0	0,0	0,0	0,0	0,0	0,0	0,0	0,0	0,0	0,0	0,0	0,0	
15	PT Asuransi Samsung Tugu	0,0	0,0	0,0	0,0	0,0	0,0	0,0	0,0	0,0	0,0	0,0	0,0	
16	PT Asuransi Tokio Marine Indonesia	0,0	0,0	0,0	0,0	0,0	0,0	0,0	0,0	0,0	0,0	0,0	0,0	
17	PT Zurich Insurance Indonesia	0,0	0,0	0,0	0,0	0,0	0,0	0,0	0,0	0,0	0,0	0,0	0,0	
18	PT Asuransi CHUBB Indonesia	0,0	0,0	0,0	0,0	0,0	0,0	0,0	0,0	0,0	0,0	0,0	0,0	
19	PT Sompo Japan Insurance Indonesia	0,0	0,0	0,0	0,0	0,0	0,0	0,0	0,0	0,0	0,0	0,0	0,0	
<b>JUMLAH / SUB TOTAL</b>			<b>0,0</b>	<b>0,0</b>	<b>0,0</b>	<b>0,0</b>	<b>0,0</b>	<b>0,0</b>	<b>0,0</b>	<b>0,0</b>	<b>0,0</b>	<b>0,0</b>	<b>0,0</b>	
<b>PERUSAHAAN REASURANSI</b>														
<b>REINSURANCE COMPANIES</b>														
1	PT Reasuransi International Indonesia	0,0	0,0	0,0	0,0	0,0	0,0	0,0	0,0	0,0	0,0	0,0	0,0	
2	PT Maskapai Reasuransi Indonesia	0,0	0,0	0,0	0,0	0,0	0,0	0,0	0,0	0,0	0,0	0,0	0,0	
3	PT Reasuransi Nasional Indonesia	0,0	0,0	0,0	0,0	0,0	0,0	0,0	0,0	0,0	0,0	0,0	0,0	
4	PT Tugu Reasuransi Indonesia	0,0	0,0	0,0	0,0	0,0	0,0	0,0	0,0	0,0	0,0	0,0	0,0	
5	PT Reasuransi Malpark Indonesia	0,0	0,0	0,0	0,0	0,0	0,0	0,0	0,0	0,0	0,0	0,0	0,0	
<b>JUMLAH / SUB TOTAL</b>			<b>0,0</b>	<b>0,0</b>	<b>0,0</b>	<b>0,0</b>	<b>0,0</b>	<b>0,0</b>	<b>0,0</b>	<b>0,0</b>	<b>0,0</b>	<b>0,0</b>	<b>0,0</b>	
<b>JUMLAH SELURUHNYA / GRAND TOTAL</b>			<b>161,379,2</b>	<b>11,964,8</b>	<b>0,0</b>	<b>63,700,9</b>	<b>0,0</b>	<b>5,858,8</b>	<b>8,860,2</b>	<b>94,924,0</b>	<b>87,933,8</b>	<b>85,797,3</b>	<b>92,787,5</b>	

Keterangan / Notes :

\*) Tidak Menyampaikan Laporan / Have Not Submitted Annual Report

\*\*) Pencabutan Izin Usaha / Licenses Have Been Removed

\*\*\*) Pemberian Izin Usaha Baru / New Licenses

Usaha Asuransi Umum dan Reasuransi  
Non Life Insurance and Reinsurance Business

TABEL: 2.12.14/TABEL: 2.12.14  
KLAIM USAHA ASURANSI UMUM DAN REASURANSI TAHUN 2014  
CLAIMS OF NON-LIFE INSURANCE AND REINSURANCE BUSINESS IN 2014

Unit Usaha : Aneka

Line of Business : Others

NO NO	NAMA PERUSAHAAN NAME OF COMPANY	POS LANGSUNG DIRECT BUSINESS	DALAM NEGERI DOMESTIC			REASURANSI / REINSURANCE			OUTWARD			KADANGAN KLAIM CLAIM RESERVE	DALAM Jutaan Rupiah In Million Rupiah		
			(1)	(2)	(3)	(4)	(5)	(6)	(7)	(8)	(9)			(10)	(11)
					INWARD LUAR NEGERI ABROAD	REASURANSI LAINNYA OTHERS	DALAM NEGERI DOMESTIC	REASURANSI ASEAN ASEAN	REASURANSI LAINNYA OTHERS	LUAR NEGERI ABROAD	NET CLAIM	TAHUN LALU PREVIOUS YEAR	TAHUN BERJALAN CURRENT YEAR	BEBAN KLAIM CLAIMS INCURRED	
<b>PERUSAHAAN ASURANSI UMUM NASIONAL</b>															
<b>NATIONAL NON LIFE INSURANCE COMPANIES</b>															
1	PT Asuransi Adira Dinamika	1,345	-	-	-	-	172	-	-	2	-	1,171	2,490	3,721	2,402
2	PT Asuransi Artatindo	-	-	-	-	-	-	-	-	-	-	-	-	-	-
3	PT Athragraha General Insurance	12	32	-	-	-	1	-	-	2	3	38	711	84	(590)
4	PT Asuransi Asoka Wals	-	-	-	-	-	-	-	-	-	-	-	-	-	-
5	PT Asuransi Astra Buana	-	(11)	-	-	-	-	-	-	-	-	(11)	-	-	(5)
6	PT Avrist General Insurance (d/h PT Asuransi Star	-	-	-	-	-	-	-	-	-	-	-	0	-	1
7	PT Asuransi Bangun Askrida	1,210	83	-	-	-	415	-	-	0	-	888	3,168	2,685	404
8	PT Faifax Insurance Indonesia (d/h Batevia Mitra	-	-	-	-	-	-	-	-	-	-	-	-	-	-
9	PT Berkidari Insurance	-	-	-	-	-	-	-	-	-	-	-	-	-	-
10	PT Asuransi Bhakti Bhayangkara	1,134	(20)	-	-	-	9	-	-	-	-	1,104	-	-	1,104
11	PT Asuransi Bina Dana Arta Tbk.	78	1	-	-	-	37	-	-	-	-	43	70	60	32
12	PT Asuransi Binacirya Upakara	-	-	-	-	-	-	-	-	-	-	-	-	-	-
13	PT Asuransi Bintang Tbk.	1,221	-	-	-	-	17	-	24	32	-	1,148	198	813	1,763
14	PT Asuransi Bosowa Periskop	164	-	-	-	-	-	-	-	-	-	154	10	159	304
15	PT Asuransi Bering Seljahtera Artamakmur	5,139	-	-	-	-	1,836	-	-	-	-	3,303	403	(5,796)	(2,896)
16	PT Asuransi Buana Independen	30	27	-	-	-	-	-	-	-	-	57	239	166	(17)
17	PT Asuransi Unum Bumiputera Muda 1967	512	118	-	-	-	-	-	-	-	-	630	58	381	953
18	PT Asuransi Central Asia	255,271	349	824	220	63,281	71,939	-	-	57,371	64,073	63,017	63,774	64,829	64,829
19	PT Asuransi Umum BCA (d/h PT Central Seljahter	2,120	228	-	-	-	2,116	-	-	-	233	-	1	0	232
20	PT Citra International Underwriters	15,960	-	-	-	-	3,484	-	-	-	4,688	-	3,359	0	1,330
21	PT Asuransi Dayin Mitra Tbk.	7,360	-	-	-	-	9	-	5,385	-	1,965	1,622	7,322	7,665	7,665
22	PT Asuransi Eka Lloyd Jaya	32	-	-	-	-	4	-	-	27	-	0	0	10	38
23	PT Asuransi Ekspor Indonesia (Persero)	-	-	-	-	-	-	-	-	-	-	-	-	-	-
24	PT Asuransi Harta Aman Pratama Tbk.	1,534	1	-	-	-	72	-	59	1,662	1,404	1,518	952	344	838
25	PT Asuransi Himalaya Peindung	11,021	0	-	-	-	(32)	-	-	-	9,391	233	233	344	9,502
26	PT Asuransi FPG Indonesia (d/h Asuransi Indrapul	56,901	-	-	-	-	6,812	-	13,033	19,369	19,696	17,614	10,445	12,518	12,518
27	PT Asuransi Intra Asia	84	-	-	-	-	-	-	-	-	94	-	-	46	140
28	PT MNC Asuransi Indonesia (d/h Asuransi Jamind	173	-	-	-	-	64	-	46	109	12	12	46	143	143
29	PT Asuransi Jasa Indonesia (Persero)	6,841	2,395	-	-	-	6,931	-	7,399	5,754	7,399	5,754	6,59	659	659
30	PT Asuransi Jasa Raharja Putera	28,796	43	-	-	-	15,956	-	-	-	12,883	9,566	5,479	8,797	8,797
31	PT Asuransi Jasa Tania Tbk.	167	38	-	-	-	-	-	-	-	205	-	-	-	205
32	PT Asuransi Kredit Indonesia (Persero)	-	-	-	-	-	-	-	-	-	-	-	-	-	-
33	PT Lippo General Insurance Tbk.	2,496	-	-	-	-	490	-	43	1,963	1,085	1,957	2,835	455	455
34	PT Malacca Trust Wuwungan Insurance (d/h PT A	149	-	-	-	-	97	-	-	52	-	317	404	404	404
35	PT Asuransi Umum Mega	1,523	86	-	-	-	369	-	30	1,124	1,359	1,019	1,595	1,935	1,935
36	PT Asuransi Mega Pratama	2,899	-	-	-	-	1,626	-	-	-	-	-	-	-	-
37	PT Asuransi Mitra Meparya	-	-	-	-	-	-	-	-	-	-	-	-	-	-
38	PT Asuransi Multi Artha Guna	20	28	-	-	-	10	-	(10)	35	234	242	42	-	42
39	PT Pan Pacific Insurance (d/h PT Asuransi Jaya In	-	-	-	-	-	-	-	-	-	-	-	-	-	-
40	PT Panin Insurance	-	-	-	-	-	-	-	-	-	-	-	-	-	-
41	PT Asuransi Parolamas	2,082	53	-	-	-	-	-	-	-	-	2,135	1,407	513	1,241
42	PT Asuransi Purna Aratugraha	342	32	-	-	-	58	-	-	-	316	3	109	423	423
43	PT Asuransi Raksa Pratikara	98,163	(1)	-	-	-	8,639	-	74,446	15,067	15,140	16,222	16,149	16,149	16,149
44	PT Asuransi Rama Satira Wibawa	-	-	-	-	-	-	-	-	-	-	-	-	-	-
45	PT Asuransi Ramayana Tbk.	95	0	-	-	-	25	-	1	70	115	125	226	79	79
46	PT Asuransi Raya	18,226	-	-	-	-	-	-	-	-	18,226	1,469	226	16,983	16,983

NO NO	NAMA PERUSAHAAN NAME OF COMPANY	POS LANGSUNG DIRECT BUSINESS			DALAM NEGERI DOMESTIC			REASURANSI / REINSURANCE			OUTWARD			CADANGAN KLAIM CLAIM RESERVE		
		(3)	(4)	(5)	(6)	(7)	(8)	(9)	(10)	(11)	(12)	(13)	(14)	(15)	(16)	
				ASEAN ASEAN	LUAR NEGERI ABROAD	LAINNYA OTHERS	DALAM NEGERI DOMESTIC	ASEAN ASEAN	LUAR NEGERI ABROAD	LAINNYA OTHERS	KLAIM NETTO NET CLAIM	TAHUN LALU PREVIOUS YEAR	TAHUN BERJALAN CURRENT YEAR	BEBAN KLAIM CLAIMS INCURRED		
(1)	(2)	(3)	(4)	(5)	(6)	(7)	(8)	(9)	(10)	(11)	(12)	(13)	(14)	(15)		
47	PT Asuransi Receptial	20	-	-	-	16	-	-	4	-	-	-	-	4		
48	PT Asuransi Reliance Indonesia	243	-	-	-	632	-	-	18	-	(407)	184	367	(224)		
49	PT Sarana Lindung Upaya	-	-	-	-	-	-	-	-	-	-	-	-	-		
50	PT Asuransi Sinar Mas	33,525	303	-	0	2,185	4,593	1,262	25,787	37,097	27,572	16,262	16,262			
51	PT Maskapai Asuransi Sonwellis	21	-	-	-	16	-	-	5	-	40	-	-	(34)		
52	PT Asuransi Sumit Oto	-	-	-	-	-	-	-	-	-	-	-	-	-		
53	PT Staco Mandiri (dih PT Staco Jasa Pratama)	(182)	8,705	-	-	8,259	-	-	283	-	282	-	56	47		
54	PT Asuransi Tri Pakarta	-	-	-	-	-	-	-	-	-	-	-	-	-		
55	PT Asuransi Tugu Kresna Pratama	1,785	621	-	-	743	-	-	1,587	-	76	91	1,801	1,801		
56	PT Tugu Pratama Indonesia	61	-	-	-	7	-	33	0	20	243	1,339	1,116	1,116		
57	PT Victoria Insurance (dih PT Asuransi Umum Cer	-	-	-	-	-	-	-	-	-	-	-	-	-		
58	PT Asuransi Vigei (dih PT Asuransi Fadent Mahiko	-	-	-	-	-	-	-	-	-	-	-	-	-		
59	PT Asuransi Wahana Tata	7,260	8	990	-	624	-	3,785	3,849	-	1,793	3,060	5,116	5,116		
60	PT Asuransi Mitra Pelindung Mustika	-	-	-	-	-	-	-	-	-	-	-	-	-		
61	PT Asuransi Umum Panih**	-	-	-	-	-	-	-	-	-	-	-	-	-		
62	PT Asuransi Cakrawala Proteksi Indonesia	-	-	-	-	-	-	-	-	-	-	-	-	-		
63	PT Asuransi Simas Net	-	-	-	-	-	-	-	-	-	-	-	-	-		
64	PT Asuransi ASEI Indonesia	280	83	-	-	210	-	-	154	-	5,197	5,197	154	154		
65	PT Ace Jaya Proteksi (dih PT Asuransi Jaya Prote	41,774	3	-	1,269	5,533	-	940	35,617	956	10,478	(6,257)	(15,779)	(15,779)		
66	PT Asuransi Karyamas Sentralindo *)	-	-	-	-	-	-	-	-	-	-	-	-	-		
67	PT Asuransi Putri Ash **)	-	-	-	-	-	-	-	-	-	-	-	-	-		
68	PT Asuransi Wanamekar Handayani **)	-	-	-	-	-	-	-	-	-	-	-	-	-		
69	PT Aseel Reasuransi Indonesia	2,109	618	-	-	594	-	-	2,132	-	1,245	2,778	3,665	3,665		
<b>JUMLAH / SUB TOTAL</b>		<b>609,907</b>	<b>13,224</b>	<b>1,814</b>	<b>1,489</b>	<b>130,723</b>	<b>161,503</b>	<b>136,037</b>	<b>198,171</b>	<b>187,878</b>	<b>152,608</b>	<b>162,902</b>	<b>162,902</b>	<b>162,902</b>		
<b>PERUSAHAAN ASURANSI UMUM PATUNGAN</b>																
<b>JOINT VENTURE NON LIFE INSURANCE COMPANIES</b>																
1	PT ACE Jaya Proteksi (dih PT Asuransi Jaya Prot	-	-	-	-	-	-	-	-	-	-	-	-	-	-	
2	PT Asuransi Allianz Utama Indonesia	42,459	91,428	-	-	-	-	1,446	33,179	-	99,282	55,580	42,442	86,125		
3	PT Asuransi Axa Indonesia	262	-	-	-	-	-	-	-	-	262	986	2,292	1,367		
4	PT Bess Central Insurance (dih PT Asuransi AIO I	29	14	-	11	-	-	6	25	-	25	-	25	25		
5	PT AIG Insurance Indonesia (dih PT Chartis Insur	3,038	-	-	-	-	-	-	88	-	2,950	-	888	3,338		
6	PT China Tailoring Insurance Indonesia	241	-	-	64	-	-	22	46	-	110	262	122	(21)		
7	PT Meritz Korindo Insurance (dih PT Asuransi Han	-	-	-	-	-	-	-	-	-	-	-	-	-		
8	PT KSK Insurance Indonesia (dih PT Kumia Insur	-	-	-	-	-	-	96	8	-	(103)	-	-	(103)		
9	PT LIG Insurance Indonesia	-	-	-	-	(34)	-	49	-	-	(84)	-	-	(84)		
10	PT MAA General Assurance	94	-	-	-	-	-	-	-	-	94	177	103	20		
11	PT Asuransi Manjili Axa General Insurance (dih P	26	-	-	-	26	-	-	26	-	3,362	2,240	2,240	2,240		
12	PT Asuransi MSIG Indonesia	19,443	-	-	-	2,058	-	3,458	8,444	-	5,483	28,256	10,056	(12,717)		
13	PT Asuransi Sompo Japan Nipponkoa Indonesia (	2,175	-	-	-	1,192	-	2	-	-	980	1,271	(5,323)	(5,614)		
14	PT Asuransi QBE Pool Indonesia	857	-	-	-	-	-	-	857	-	1,035	446	267	267		
15	PT Asuransi Samsung Tugu	-	-	-	-	-	-	-	-	-	-	-	-	-		
16	PT Asuransi Tokio Marine Indonesia	6,854	-	-	-	2,889	-	596	3,370	-	6,476	7,258	4,151	4,151		
17	PT Zurich Insurance Indonesia	6,342	-	-	-	-	-	-	6,342	-	709	-	17	5,650		
18	PT Asuransi CHUBB Indonesia	-	-	-	-	-	-	-	-	-	-	-	-	-		
19	PT Sompo Japan Insurance Indonesia	2,175	-	-	-	1,192	-	2	-	-	980	1,271	(5,323)	(5,614)		
<b>JUMLAH / SUB TOTAL</b>		<b>83,994</b>	<b>91,407</b>	<b>-</b>	<b>7,455</b>	<b>5,628</b>	<b>41,764</b>	<b>120,554</b>	<b>97,162</b>	<b>56,339</b>	<b>79,731</b>	<b>79,731</b>	<b>79,731</b>	<b>79,731</b>		
<b>PERUSAHAAN REASURANSI</b>																
<b>REINSURANCE COMPANIES</b>																
1	PT Reasuransi International Indonesia	-	605,967	-	-	8,228	-	64	60,650	-	537,025	48,739	65,791	554,077		
2	PT Maskapai Reasuransi Indonesia	-	21,948	104	-	-	-	-	22,052	-	19,630	19,635	26,057	26,057		
3	PT Reasuransi Nasional Indonesia	-	251,430	648	-	-	-	21,511	230,567	-	30,904	48,702	248,365	248,365		
4	PT Tugu Reasuransi Indonesia	-	127,006	508	8	3,922	-	6,013	117,057	-	32,196	48,849	133,709	133,709		
5	PT Reasuransi Melipark Indonesia	-	-	-	-	-	-	-	-	-	-	-	-	-		
<b>JUMLAH / SUB TOTAL</b>		<b>-</b>	<b>1,006,350</b>	<b>1,260</b>	<b>8</b>	<b>12,150</b>	<b>8</b>	<b>27,587</b>	<b>61,181</b>	<b>127,469</b>	<b>182,976</b>	<b>182,976</b>	<b>962,208</b>	<b>962,208</b>		
<b>JUMLAH SELURUHNYA / GRAND TOTAL</b>		<b>693,901</b>	<b>1,110,982</b>	<b>3,074</b>	<b>1,498</b>	<b>150,328</b>	<b>194,718</b>	<b>238,982</b>	<b>1,225,425</b>	<b>412,509</b>	<b>391,924</b>	<b>1,204,940</b>	<b>1,204,940</b>	<b>1,204,940</b>		

Keterangan / Notes :

\*) Tidak Menyampaikan Laporan / Have Not Submitted Annual Report

\*\*) Pencabutan Izin Usaha / Licenses Have Been Removed

\*\*\*) Pemberian Izin Usaha Baru / New Licenses











# ASURANSI JIWA KONVENSIONAL

*LIFE INSURANCE CONVENTIONAL*

# 2014

**PERASURANSIAN INDONESIA / INDONESIA INSURANCE**

HALAMAN INI SENGAJA DIKOSONGKAN  
*THIS PAGE IS INTENTIONALLY LEFT BLANK*

Perusahaan Asuransi Jiwa - Konvensional  
Life Insurance Companies - Conventional

TABEL: 3.1/TABLE: 3.1

REKAPITULASI LAPORAN POSISI KEUANGAN TAHUN 2014

RECAPITULATION OF STATEMENTS OF FINANCIAL POSITION AS AT 2014

NO	NAMA PERUSAHAAN NAME OF COMPANY	ASET/ASSET					LIABILITAS/ LIABILITIES					Dalam Jutaan Rupiah in Million Rupiah	
		INVESTASI INVESTMENTS	BUKAN INVESTASI NON INVEST.	JUMLAH ASET TOTAL ASSETS	UTANG PAYABLES	CAD. PREMI PREMIUM RESERVES	CADYBMP UNEARNED PREMIUM RES.	KLAIM CLAIM RESERVES	JUMLAH CAD. TOTAL RESERVES	JUMLAH TOTAL LIABILITIES	PINJAMAN SUBORD. SUBORD. LOANS	EKUITAS EQUITY	
(1)	(2)	(3)	(4)	(5)	(6)	(7)	(8)	(9)	(10)	(11)	(12)	(13)	
<b>PERUSAHAAN ASURANSI JIWA NASIONAL</b>													
<b>NATIONAL LIFE INSURANCE COMPANIES</b>													
1	PT Asuransi Jiwa Adisarana Wanaartha	2,055,833	494,740	2,550,573	15,667	1,446,564	13,009	8,058	1,467,631	1,483,298	535,137	532,138	
2	PT Asuransi Financial Wiramitra Danadiaksana (d/h PT Agrapana Aksata)	146,324	61,434	207,758	38,399	4,748	47	328	5,123	43,522	-	164,236	
3	PT Asuransi Jiwa Bakrie*	-	-	-	-	-	-	-	-	-	-	-	
4	PT BNI Life Insurance	5,396,274	2,466,992	7,863,266	170,445	2,897,809	88,683	95,341	3,081,833	3,252,278	-	4,610,988	
5	PT Asuransi Jiwa Brngin Jiwa Sejahtera	3,913,995	618,968	4,532,863	74,716	3,146,638	51,870	82,971	3,281,480	3,356,196	-	1,176,667	
6	Asuransi Jiwa Bersama Bumiputera 1912	11,990,864	14,508,423	26,499,086	868,623	25,187,118	26,822	99,225	25,313,165	26,181,788	-	317,298	
7	PT Asuransi Jiwa Central Asia Raya	3,572,923	263,436	3,836,359	218,438	1,588,613	64,194	53,190	1,705,997	1,924,435	-	1,911,924	
8	PT Equity Life Indonesia	1,823,256	200,674	2,023,930	90,069	1,488,153	141,360	18,694	1,648,207	1,738,276	-	285,654	
9	PT Heksa Eka Life Insurance	305,844	281,026	586,871	18,623	442,718	98	2,509	445,324	463,947	-	122,924	
10	PT Indolife Pensihtama	13,682,134	692,944	14,375,077	10,743	10,687,681	589	-	10,688,280	10,699,023	-	3,676,054	
11	PT Asuransi Jiwa In-Health Indonesia	703,471	1,075,684	1,779,156	117,925	3,831	146,489	190,256	340,576	458,501	-	1,320,654	
12	PT Asuransi Jiwasraya (Persero)	16,993,865	3,794,483	20,788,348	322,364	17,972,438	50,083	17,762	18,040,283	18,362,847	-	2,425,501	
13	PT Asuransi Kresna Life (d/h PT A. J. Mira Life)	232,920	79,310	312,230	18,526	97,101	7,382	2,890	107,322	125,848	-	186,382	
14	PT Asuransi Jiwa Mega Life	839,745	164,391	1,004,136	74,031	398,781	7,325	10,892	416,998	491,029	-	513,107	
15	PT MNC Life Assurance (d/h PT UOB Life Sun Assurance)	245,818	179,625	425,443	34,776	177,356	27,621	16,288	221,264	256,040	-	169,403	
16	PT Henna Life Insurance Indonesia (d/a PT Multicor Life Insurance)	297,058	97,151	394,209	13,795	11,365	1,075	2,772	15,211	29,006	-	365,203	
17	PT Panin Datchi Life (d/h PT Panin Anugraha Life)	8,597,882	1,629,267	10,227,150	1,161,657	4,655,855	9,211	23,813	4,688,879	5,850,536	1,067,339	3,309,274	
18	PT Pasaraya Life Insurance	103,672	7,111	110,783	23,641	3,991	149	-	4,140	27,782	2,741	80,261	
19	PT Asuransi Jiwa Receptal	154,016	170,545	324,560	18,802	69,412	43,410	5,646	118,468	137,270	44,000	143,290	
20	PT Asuransi Jiwa Sequis Financial	440,866	21,379	462,245	17,489	196,013	3,583	947	199,544	217,032	-	245,212	
21	PT Asuransi Jiwa Sequis Life	14,546,215	500,779	15,046,993	365,145	8,636,966	5,282	20,036	8,662,285	9,027,430	-	6,019,564	
22	PT Asuransi Jiwa Tuju Mandiri	512,874	124,856	637,530	30,919	488,327	12,701	1,899	502,926	533,845	-	103,886	
23	PT Asuransi Jiwa Mega Indonesia	114,148	18,295	132,443	5,404	20,875	735	-	21,611	27,015	-	105,428	
24	PT Asuransi Jiwa Reliance *new	128,202	136,397	264,599	34,794	86,019	2,999	19,712	108,731	143,524	-	121,075	
25	PT Central Asia Financial *new	124,593	3,201	127,794	1,367	85	3	-	89	1,456	-	126,338	
26	PT Asuransi Jiwa Indosurya Sukses *new	95,430	21,975	117,405	661	287	573	194	1,054	1,716	-	115,689	
27	PT Snergi Proteksi Indonesia (d/h PT. Brent Asuransi Jiwa)	89,864	11,849	101,713	688	111	9	-	120	808	-	100,905	
28	PT Asuransi Jiwa Taspen	413,040	17,469	430,509	7,774	110,315	-	-	110,315	118,090	-	312,420	
29	PT Asuransi Jiwa Sinansari Indonesia	102,853	3,410	106,063	947	-	-	-	-	947	-	105,116	
30	PT Asuransi Jiwa BCA	128,000	24,129	152,129	5,976	3,024	-	14	3,038	9,014	37,500	105,615	
31	PT Lippo Life Assurance	101,000	4,896	105,896	5,515	-	-	-	-	5,515	-	100,381	
32	PT Asuransi Jiwa Bumi Asih Jaya	-	-	-	-	-	-	-	-	-	-	-	
33	PT Asuransi Jiwa Nusantara	-	-	-	-	-	-	-	-	-	-	-	
<b>JUMLAH / SUBTOTAL</b>		<b>87,852,177</b>	<b>27,674,741</b>	<b>115,526,918</b>	<b>3,767,920</b>	<b>79,821,195</b>	<b>705,323</b>	<b>673,377</b>	<b>81,199,894</b>	<b>84,967,815</b>	<b>1,686,717</b>	<b>28,872,387</b>	

Perusahaan Asuransi Jiwa - Konvensional  
Life Insurance Companies - Conventional

TABEL: 3.4/TABLE: 3.1

REKAPITULASI LAPORAN POSISI KEUANGAN TAHUN 2014

RECAPITULATION OF STATEMENTS OF FINANCIAL POSITION AS AT 2014

NO	NAMA PERUSAHAAN NAME OF COMPANY	ASET/ASSET			CADANGAN TEKNIS / TECHNICAL RESERVES			LIABILITAS/ LIABILITIES			PINJAMAN SUBORD. SUBORD. LOANS	EKUITAS EQUITY
		INVESTASI INVESTMENTS	BUKAN INVESTASI NON INVEST.	JUMLAH ASET TOTAL ASSETS	UTANG PAYABLES	CAD. PREMI RESERVES	CAPYBMP UNEARNED PREMIUM RES.	KLAIM RESERVES	JUMLAH CAD. TOTAL RESERVES	JUMLAH TOTAL LIABILITIES		
(1)	(2)	(3)	(4)	(5)	(6)	(7)	(8)	(9)	(10)	(11)	(12)	(13)
<b>PERUSAHAAN ASURANSI JIWA PATUNGAN</b>												
<b>JOINT VENTURE LIFE INSURANCE COMPANIES</b>												
1	PT Ace Life Assurance (d/h PT A.J. Bhumi Artha Reksatama)	1,122,035	219,709	1,341,744	148,078	759,820	19,549	37,343	816,712	964,790	-	376,954
2	PT AIA Financial (d/h PT AIG Life)	30,798,089	1,513,557	32,311,646	1,864,080	24,448,361	85,877	67,315	24,601,552	26,465,632	-	5,846,014
3	PT Asuransi Allianz Life Indonesia	24,067,558	2,162,351	26,229,909	1,355,285	20,902,826	218,510	106,375	21,227,711	22,582,996	-	3,646,913
4	PT Asuransi Awa Indonesia (d/h PT Winterthur Life Indonesia)	950,767	378,216	1,328,982	184,314	101,265	280,732	49,417	431,414	615,728	-	713,254
5	PT Avrist Assurance (d/h PT Asuransi AIA Indonesia)	9,690,093	505,795	10,195,889	1,093,482	7,341,878	98,404	76,069	7,516,351	8,609,833	-	1,586,056
6	PT Axa Financial Indonesia	5,277,522	298,559	5,576,081	259,300	4,437,398	91,664	30,961	4,560,023	4,819,323	-	756,759
7	PT Axa Life Indonesia	313,716	68,977	382,692	21,340	49,765	177	1,700	51,643	72,983	-	309,710
8	PT Axa Mandiri Financial Services	20,314,898	1,508,967	21,823,865	1,467,813	18,128,165	84,450	84,841	18,297,455	19,765,268	-	2,058,597
9	PT Asuransi CIGNA	1,484,285	391,114	1,875,399	184,426	779,488	27,768	36,290	843,546	1,027,972	-	847,427
10	PT CIMB Sun Life (d/h PT Commerce International)	2,289,138	79,419	2,368,557	77,201	2,115,186	19,488	10,383	2,145,057	2,222,257	-	146,300
11	PT Commonwealth Life (d/h PT Astra CMG Life)	6,041,925	894,917	6,936,842	357,400	5,113,501	23,077	14,063	5,150,641	5,508,041	-	1,428,801
12	PT Asuransi Jiwa Generali Indonesia (d/h PT A.J. Arta Mandiri Prima)	2,691,484	487,943	3,179,427	416,742	2,296,604	70,567	34,249	2,401,421	2,818,163	-	361,264
13	PT Great Eastern Life Indonesia	2,197,194	189,787	2,386,981	201,937	2,023,036	3,690	10,468	2,037,194	2,239,131	1,385	146,465
14	PT Tokio Marine Life (d/h PT MAA Life Assurance)	700,822	135,597	836,419	71,190	129,281	3,618	2,157	135,056	206,245	-	629,874
15	PT Asuransi Jiwa Manulife Indonesia	34,088,978	2,903,572	36,992,550	1,363,411	28,450,346	243,918	172,723	28,866,987	30,230,397	-	6,762,152
16	PT Prudential Life Assurance	49,483,789	4,882,610	54,366,398	3,032,622	44,602,300	9,675	1,218,982	45,830,968	48,863,590	-	5,502,809
17	PT Asuransi Jiwa Sinar Mas MSG	16,925,797	3,004,674	19,930,471	706,617	10,019,493	39,891	23,956	10,083,340	10,789,957	-	9,140,513
18	PT Sun Life Financial Indonesia	5,654,847	471,534	6,126,382	301,143	4,600,710	10,013	12,569	4,623,291	4,924,434	-	1,201,947
19	PT Zurich Topas Life (d/h PT Mayapada Life)	149,936	120,045	269,980	58,707	969,15	0,00	6,871,06	7,640	66,347	-	203,633
<b>JUMLAH / SUBTOTAL</b>		<b>214,242,572</b>	<b>20,217,343</b>	<b>234,459,914</b>	<b>13,165,087</b>	<b>176,300,391</b>	<b>1,331,067</b>	<b>1,996,541</b>	<b>179,628,000</b>	<b>182,793,087</b>	<b>1,385</b>	<b>41,665,442</b>
<b>JUMLAH SELURUHNYA / GRAND TOTAL</b>		<b>302,094,749</b>	<b>47,892,083</b>	<b>349,986,832</b>	<b>16,933,007</b>	<b>256,121,566</b>	<b>2,036,390</b>	<b>2,669,918</b>	<b>260,827,894</b>	<b>277,760,901</b>	<b>1,688,102</b>	<b>70,537,829</b>

Keterangan / Notes :

\*) Tidak Menyampaikan Laporan / Have Not Submitted Annual Report

\*\*) Pencabutan Izin Usaha / Licenses Have Been Removed

\*\*\*) Pemberian Izin Usaha Baru / New Licenses

Dalam Jutaan Rupiah  
in Million Rupiah



Perusahaan Asuransi Jiwa Konvensional  
 Life Insurance Conventional  
 LABEL: 3.11/7/AB/E/ 3.1.1  
 REKAPITULASI INVESTASI TAHUN 2014  
 RECAPITULATION OF INVESTMENTS AS AT 2014

Dalam Jutaan Rupiah  
 In Million Rupiah

NO	NAMA PERUSAHAAN NAME OF COMPANY	DEBIT BERBANKA DAN SERTIFIKAT DEPOSITO TIME DEPOSITE CERTIFICATE OF DEP.	(3)	(4)	SURAT UTANG			SURAT BERHARGA			(10)	(11)	(12)	(13)	(14)	(15)	(16)	(17)	(18)	(19)
					SUKUK KORPORASI CORPORATE BONDS & STOCKS	SURAT UTANG KORPORASI CORPORATE BONDS & STOCKS	SB. YANG DITERBITKAN NEGARA RI MS. ISSUED BY GOVT	SB. YANG DITERBITKAN SELAIN NEGARA RI MS. ISSUED BY NON GOVT	SB. YANG DITERBITKAN BANK INDONESIA MS. ISSUED BY CENTRAL BANK	DITERBITKAN LEMBAGA MULTINASIONAL MS. ISSUED BY MULTINATIONAL										
<b>PERUSAHAAN ASURANSI JIWA SWASTA NASIONAL</b>																				
<b>PRIVATE NATIONAL LIFE INSURANCE COMPANIES</b>																				
1.	PT Asuransi Jiwa Adigama Varanatha	289.854	823.811	589.181	24.816	-	-	-	-	327.766	-	-	-	10.405	-	-	-	-	2.055.893	
2.	PT Asuransi Finansial Vita mitra Damadikasi (dih. PT Agrabana Asaka)	141.500	-	-	-	-	-	-	-	4.824	-	-	-	-	-	-	-	-	146.324	
3.	PT Asuransi Jiwa Baketi*	-	-	-	-	-	-	-	-	-	-	-	-	-	-	-	-	-	-	
4.	PT BNI Life Insurance	1.591.905	51.270	274.259	608.624	-	-	-	-	2.688.716	1.500	-	-	-	-	-	-	-	5.395.274	
5.	PT Asuransi Jiwa Binang Jiwa Sjahrera	438.900	261.908	1.485.013	621.870	-	-	-	-	984.448	27.671	90.185	-	-	-	-	-	-	3.913.965	
6.	Asuransi Jiwa Besama Buntopulera 1912	1.482.618	728.174	1.122.020	1.883.127	-	-	-	-	2.932.053	11.259	598.276	3.292.018	-	-	-	81	-	11.990.653	
7.	PT Asuransi Jiwa Central Asia Raya	97.128	2.029.340	499.781	294.406	-	-	-	-	389.051	-	221.100	8.014	-	-	-	67.248	-	3.572.923	
8.	PT Equity Life Indonesia	246.892	4.849	461.833	104.637	-	-	-	-	873.325	-	52.800	74.154	-	-	-	5.186	-	1.822.266	
9.	PT Heksa Bta Life Insurance	255.470	-	-	-	-	-	-	-	39.627	-	-	-	-	-	-	-	-	305.844	
10.	PT Indolife Perisiantana	1.009.981	4.090.357	6.630.006	413.165	-	-	-	-	146.592	-	1.161.141	-	-	-	-	34.624	206.316	13.682.132	
11.	PT Asuransi Jiwa Intersoft Indonesia	39.127	67.251	446.000	76.253	-	-	-	-	80.539	-	-	-	-	-	-	-	-	705.471	
12.	PT Asuransi Jiwasraya (Persero)	1.425.844	2.948.860	82.646	215.707	-	-	-	-	7.462.612	5.025	44.981	4.807.877	-	-	-	-	212	16.995.664	
13.	PT Asuransi Kesra Life (dih. PT A. J. Mira Life)	73.239	142.843	-	-	-	-	-	-	17.037	-	-	-	-	-	-	-	-	232.919	
14.	PT Asuransi Jiwa Mega Life	27.800	231.802	286.595	246.782	-	-	-	-	10.904	-	-	-	8.391	-	-	-	27.500	639.744	
15.	PT MNC Life Assurance (dih. PT LIOB Life Sin Assurance)	108.900	15.628	11.091	6.292	-	-	-	-	33.557	-	-	-	-	-	-	-	-	245.818	
16.	PT Hanwa Life Insurance Indonesia (dih. PT Multicoz Life Insurance)	282.856	-	-	-	-	-	-	-	5.950	-	-	-	-	-	-	-	-	297.059	
17.	PT Panin Daichi Life (dih. PT Panin Asuransi Jiwa)	5.925.188	27.722	522.403	225.119	-	-	-	-	1.847.440	-	-	-	-	-	-	-	-	8.592.882	
18.	PT Prasaya Life Insurance	101.910	-	-	-	-	-	-	-	-	-	-	-	-	-	-	-	-	103.672	
19.	PT Asuransi Jiwa Receptal	27.770	57.783	-	-	-	-	-	-	69.250	-	-	-	-	-	-	-	-	154.016	
20.	PT Asuransi Jiwa Seguis Financial	187.650	51.181	4.772	27.563	-	-	-	-	169.488	-	-	-	-	-	-	300	-	440.894	
21.	PT Asuransi Jiwa Seguis Life	5.099.862	776.259	216.018	1.162.739	-	-	-	-	6.890.974	-	391.869	-	-	-	-	208	-	14.546.214	
22.	PT Asuransi Jiwa Tuju Mandiri	104.341	89.203	85.928	39.949	-	-	-	-	194.249	-	7	-	-	-	-	-	-	512.675	
23.	PT Asuransi Jiwa Mega Indonesia	105.308	-	-	-	-	-	-	-	8.842	-	-	-	-	-	-	-	-	114.148	
24.	PT Asuransi Jiwa Reliance New	85.500	12.202	30.500	-	-	-	-	-	-	-	-	-	-	-	-	-	-	128.202	
25.	PT Central Asia Financial New	37.700	51.134	7.044	-	-	-	-	-	28.714	-	-	-	-	-	-	-	-	124.592	
26.	PT Asuransi Jiwa Indesurya Sukses New	52.000	33.580	-	-	-	-	-	-	-	-	-	-	-	-	-	-	-	96.430	
27.	PT Steergi Proteksi Indonesia (dih. PT Brenti Asuransi Jiwa)	40.000	319.864	-	-	-	-	-	-	-	-	8.900	-	-	-	-	-	-	88.884	
28.	PT Asuransi Jiwa Taspen	413.040	-	-	-	-	-	-	-	-	-	-	-	-	-	-	-	-	413.040	
29.	PT Asuransi Jiwa Sinarasani Indonesia	128.653	-	-	-	-	-	-	-	-	-	-	-	-	-	-	-	-	128.653	
30.	PT Asuransi Jiwa BCA	128.000	-	-	-	-	-	-	-	-	-	-	-	-	-	-	-	-	128.000	
31.	PT Lippo Life Assurance	101.000	-	-	-	-	-	-	-	-	-	-	-	-	-	-	-	-	101.000	
32.	PT Asuransi Jiwa Bumi Asih Jaya	-	-	-	-	-	-	-	-	-	-	-	-	-	-	-	-	-	-	
33.	PT Asuransi Jiwa Nusantara	-	-	-	-	-	-	-	-	-	-	-	-	-	-	-	-	-	-	
<b>JUMLAH / SUB TOTAL</b>			<b>20.080.024</b>	<b>12.524.020</b>	<b>12.695.037</b>	<b>5.951.049</b>	<b>-</b>	<b>-</b>	<b>-</b>	<b>25.395.438</b>	<b>5.025</b>	<b>11,299</b>	<b>2,420,145</b>	<b>8,309,653</b>	<b>-</b>	<b>-</b>	<b>117,477</b>	<b>348,005</b>	<b>87,855,171</b>	

NO	NAMA PERUSAHAAN NAME OF COMPANY	DEP. BERJANGKA DAN SERTIFIKAT DEPOSITO TIME AND CERTIFICATE OF DEP.	(2)	SURAT UTANG				SB. YANG DITERBITKAN DIBANK INDONESIA MS. ISSUED BY GOVT BY/NOI GOVT R/CENTRAL BANK		(8)	SURAT BERTAHAGA YANG DITERBITKAN DIBANK MULTINASIONAL MS. ISSUED BY MULTINATIONAL		(10)	KONTRAK INVESTASI KOLEKTIF COL/IV, CONTRACT ASSET- BACKED, SECURITIZ		(12)	DANA INVESTASI REAL ESTATE INV. FUND		(13)	PEMBELIAN PIUTANG PERUBAH PEMBATAUAN REFINANCING		(14)	BANGUNAN, BANGUNAN BANGUNAN PROPERTY		(15)	PINJAMAN YANG DIJAMIN-HAK TANGGUNG MORTGAGE		(16)	INVESTASI LAIN OTHER INVEST.		(17)	(18)	(19)					
				(4)	(5)	(6)	(7)	(8)	(9)		(10)	(11)		(12)	(13)		(14)	(15)		(16)	(17)		(18)															
PERUSAHAAN ASURANSI JIWA PATUNGAN JOINT VENTURE LIFE INSURANCE COMPANIES																																						
1.	PT Axa Life Assurance (dih PT A.J. Bhumi Acha Reksatama)		253,843	-	-	150,486	-	-	-	-	-	717,666	-	-	-	-	-	-	-	-	-	-	-	-	-	-	-	-	-	-	-	-	-	-	-	-		
2.	PT AIA Financial (dih PT AIG Life)		1,971,961	16,241,084	1746,254	4,361,511	22,491	-	-	-	-	6,402,888	-	-	-	-	-	-	-	-	-	-	-	-	-	-	-	-	-	-	-	-	-	-	-	-		
3.	PT Asuransi Allianz Life Indonesia		6,981,443	8,435,458	739,585	1,258,422	-	-	-	-	-	6,648,300	-	-	-	-	-	-	-	-	-	-	-	-	-	-	-	-	-	-	-	-	-	-	-	-	-	
4.	PT Asuransi Aviva Indonesia (dih PT Winterthur Life Indonesia)		732,461	-	-	32,378	52,446	-	-	-	-	73,452	-	-	-	-	-	-	-	-	-	-	-	-	-	-	-	-	-	-	-	-	-	-	-	-	-	
5.	PT Avni Assurance (dih PT Asuransi AIA Indonesia)		1,052,261	2,811,051	844,513	2,850,770	-	-	-	-	-	1,988,171	-	-	-	-	-	-	-	-	-	-	-	-	-	-	-	-	-	-	-	-	-	-	-	-	-	-
6.	PT Axa Financial Indonesia		345,674	1,115,625	326,727	1,255,949	-	-	-	-	-	3,195,231	-	-	-	-	-	-	-	-	-	-	-	-	-	-	-	-	-	-	-	-	-	-	-	-	-	-
7.	PT Axa Life Indonesia		309,376	-	-	-	-	-	-	-	-	4,340	-	-	-	-	-	-	-	-	-	-	-	-	-	-	-	-	-	-	-	-	-	-	-	-	-	
8.	PT Axa Mandiri Financial Services		2,416,010	14,585,340	386,178	2,526,869	-	-	-	-	-	396,401	-	-	-	-	-	-	-	-	-	-	-	-	-	-	-	-	-	-	-	-	-	-	-	-	-	
9.	PT Asuransi CIGNA		243,861	20,143	-	1,094,164	-	-	-	-	-	135,256	-	-	-	-	-	-	-	-	-	-	-	-	-	-	-	-	-	-	-	-	-	-	-	-	-	
10.	PT CIMB Sun Life (dih PT Commerce International)		186,159	-	-	53,184	350,939	-	-	-	-	1,689,656	-	-	-	-	-	-	-	-	-	-	-	-	-	-	-	-	-	-	-	-	-	-	-	-	-	
11.	PT Commonwealth Life (dih PT Acha CMG Life)		873,761	-	-	22,212	1,464,524	-	-	-	-	3,050,754	-	-	-	-	-	-	-	-	-	-	-	-	-	-	-	-	-	-	-	-	-	-	-	-	-	-
12.	PT Asuransi Jwa General Indonesia (dih PT A.J. Aia Mandiri Prma)		633,615	-	-	9,125	29,410	-	-	-	-	2,023,334	-	-	-	-	-	-	-	-	-	-	-	-	-	-	-	-	-	-	-	-	-	-	-	-	-	
13.	PT Great Eastern Life Indonesia		188,454	-	-	32,443	356,703	-	-	-	-	1,619,594	-	-	-	-	-	-	-	-	-	-	-	-	-	-	-	-	-	-	-	-	-	-	-	-	-	-
14.	PT Tokio Marine Life (dih PT JMAA Life Assurance)		571,424	19,572	-	-	35,079	-	-	-	-	73,651	-	-	-	-	-	-	-	-	-	-	-	-	-	-	-	-	-	-	-	-	-	-	-	-	-	
15.	PT Asuransi Jwa Manulife Indonesia		2,229,010	10,213,351	963,272	11,800,688	1,733,277	-	-	-	-	6,356,184	-	-	-	-	-	-	-	-	-	-	-	-	-	-	-	-	-	-	-	-	-	-	-	-	-	
16.	PT Prudential Life Assurance		7,453,887	32,113,685	1,774,395	7,847,061	-	-	-	-	-	293,529	-	-	-	-	-	-	-	-	-	-	-	-	-	-	-	-	-	-	-	-	-	-	-	-	-	
17.	PT Asuransi Jwa Sinar Mas MSIG		2,000,874	32,683	1,242,193	727,228	42,452	-	-	-	-	12,629,343	-	-	-	-	-	-	-	-	-	-	-	-	-	-	-	-	-	-	-	-	-	-	-	-	-	
18.	PT Sun Life Financial Indonesia		455,442	-	-	134,773	2,661,329	-	-	-	-	2,373,303	-	-	-	-	-	-	-	-	-	-	-	-	-	-	-	-	-	-	-	-	-	-	-	-	-	
19.	PT Zurich Topas Life (dih PT Mayatada Life)		98,500,00	0,00	10,726,02	38,962	-	-	-	-	-	1,707	-	-	-	-	-	-	-	-	-	-	-	-	-	-	-	-	-	-	-	-	-	-	-	-	-	
<b>JUMLAH / SUB TOTAL</b>			<b>29,051,625</b>	<b>84,538,001</b>	<b>8,321,928</b>	<b>39,819,670</b>	<b>1,658,220</b>	-	-	-	<b>1,061</b>	<b>50,421,280</b>	-	-	-	-	-	-	-	-	-	-	-	-	-	-	-	-	-	-	-	-	-	-	-	-	-	
<b>JUMLAH SELURUHNYA / GRAND TOTAL</b>			<b>48,131,648</b>	<b>97,112,021</b>	<b>21,014,985</b>	<b>44,865,719</b>	<b>1,658,220</b>	-	-	-	<b>1,061</b>	<b>75,816,728</b>	<b>5,023</b>	<b>11,289</b>	<b>3,404,530</b>	<b>8,209,653</b>	-	-	-	-	-	-	-	-	-	-	-	-	-	-	-	-	-	-	-	-	-	-

Keterangan / Notes :  
 \*) Tidak Menyampaikan Laporan / Have Not Submitted Annual Report  
 \*\*) Pencabutan Izin Usaha / Licenses Have Been Removed  
 \*\*\*) Pemberian Izin Usaha Baru / New Licenses

Perusahaan Asuransi Jiwa - Konvensional  
 Life Insurance Companies - Conventional  
 TABEL: 3.1.2/TABLE: 3.1.2  
 REKAPITULASI BUKAN INVESTASI TAHUN 2014  
 RECAPITULATION OF NON INVESTMENT ASSETS IN YEAR 2014

NO.	NAMA PERUSAHAAN NAME OF COMPANY	Dalam Jutaan Rupiah In Million Rupiah												
		(3)	(4)	(5)	(6)	(7)	(8)	(9)	(10)	(11)	(12)	(13)		
(1)	(2)	(3)	(4)	(5)	(6)	(7)	(8)	(9)	(10)	(11)	(12)	(13)		
<b>PERUSAHAAN ASURANSI JIWA SWASTA NASIONAL</b>														
<b>PRIVATE NATIONAL LIFE INSURANCE COMPANIES</b>														
1	PT Asuransi Jiwa Adisarana Wanaartha	215.581	34	738	137.203	628	6.026	6.921	127.609	494.740	17.866	61.435		
2	PT Asuransi Finansial Wiramitra Danadiaksana (dth PT Agraapana Aksata)	4.576	-	354	-	409	-	38.230	-	-	-	-		
3	PT Asuransi Jiwa Bakri*	-	-	-	-	-	-	-	-	-	-	-		
4	PT BNI Life Insurance	1.161.697	19.561	59.737	-	26.804	598	14.296	1.145.498	2.466.992	-	-		
5	PT Asuransi Jiwa Binjari Jiva Sagahera	24.668	49.231	198.092	3.830	25.432	408	25.946	231.852	618.869	-	-		
6	Asuransi Jiwa Bersama Bumiputera 1912	95.433	89.965	11.198	-	282.865	1.081.339	57.033	12.637.415	14.938.422	-	-		
7	PT Asuransi Jiwa Central Asia Raya	10.110	36.025	30.779	-	22.847	23.934	16.059	71.221	283.438	-	-		
8	PT Equity Life Indonesia	13.090	115.278	13.744	-	6.252	690	12.259	31.675	200.675	-	-		
9	PT Heisa Eka Life Insurance	3.545	2.217	177.913	-	590.191	1.520	4.046	82.992	281.026	-	-		
10	PT Indolife Pensiontama	45.014	-	-	-	7.603	-	17.021	50.748	692.943	-	-		
11	PT Asuransi Jiwa InHealth Indonesia	976.728	29.130	6.097	5.323	11.695	1.731.461	53.290	118.897	3.944.483	-	-		
12	PT Asuransi Jiwasraya (Persero)	45.576	426.448	-	-	120	3.314	5.430	21.324	164.391	-	-		
13	PT Asuransi Kesana Life (dth PT A.J. Mira Life)	8.411	20.685	-	-	8.662	2.968	1.842	5.395	79.311	-	-		
14	PT Asuransi Jiwa Mega Life	25.697	34.486	6	11.701	1.053	955	12.399	25.810	179.623	-	-		
15	PT MNC Life Assurance (dth PT LOB Life Sun Assurance)	2.799	87.501	49.106	-	970	-	15.602	38.436	97.151	-	-		
16	PT Hawa Life Insurance Indonesia (dth PT Mullica Life Insurance)	33.092	226	4.045	-	35.066	17.007	14.727	1.455.917	1.629.266	-	-		
17	PT Panin Daichi Life (dth PT Panin Anugrah Life)	65.492	10.884	30.173	-	376	-	977	4.226	7.111	-	-		
18	PT Pasaraya Life Insurance	154	1.378	-	-	61	68	714	37.224	170.543	-	-		
19	PT Asuransi Jiwa Receptil	4.793	60.259	67.424	-	1.326	2.467	3.910	3.014	21.380	-	-		
20	PT Asuransi Jiwa Seque Financial	2.461	269	2.467	-	48.275	124.448	23.903	74.597	500.779	-	-		
21	PT Asuransi Jiwa Sequis Life	118.694	3.834	100.816	-	1.553	148	5.690	9.483	124.654	-	-		
22	PT Asuransi Jiwa Tugu Mandiri	11.713	77.956	17.242	-	565	-	2.534	5.190	18.295	-	-		
23	PT Asuransi Jiwa Mega Indonesia	7.861	1.025	1.120	-	58	-	1.138	2.560	136.398	-	-		
24	PT Asuransi Jiwa Reliance New	1.795	42.173	86.674	-	188	-	2.298	694	3.201	-	-		
25	PT Central Asia Financial New	93	34	4	-	4.474	-	707	13.388	21.975	-	-		
26	PT Asuransi Jiwa Indosurya Sukses New	3.109	297	-	-	1.615	-	1.208	11.720	11.849	-	-		
27	PT Shregi Proteksi Indonesia (dth PT Brent Asuransi Jiwa)	51	-	-	-	1.044	-	471	564	3.410	-	-		
28	PT Asuransi Jiwa Taspen	645	653	-	-	422	-	5.108	12.871	24.130	-	-		
29	PT Asuransi Jiwa Siansari Indonesia	1.331	-	-	-	196	-	187	4.895	-	-	-		
30	PT Asuransi Jiwa BCA	5.486	-	243	-	-	-	-	-	-	-	-		
31	PT Lippo Life Assurance	430	-	-	-	-	-	-	-	-	-	-		
32	PT Asuransi Jiwa Bumi Asih Jaya	-	-	-	-	-	-	-	-	-	-	-		
33	PT Asuransi Jiwa Nusantara	-	-	-	-	-	-	-	-	-	-	-		
<b>JUMLAH / SUB TOTAL</b>		<b>2.890.045</b>	<b>1.089.129</b>	<b>3.936</b>	<b>2.245.066</b>	<b>188.262</b>	<b>1.089.287</b>	<b>592.990</b>	<b>2.984.854</b>	<b>386.139</b>	<b>16.275.137</b>	<b>27.674.737</b>		

NO.	NAMA PERUSAHAAN NAME OF COMPANY	KAS DAN BANK CASH AND BANK	TAGIHAN PREMI PREMIUM RECEIVABLE	TAGIHAN KLAIM KOAS CLAIMS CLAIM RECEIVABLE	TAGIHAN REASURANSI REINSURANCE RECEIVABLE	TAGIHAN INVESTASI INV. RECEIVABLE	HASIL INVESTASI INVESTMENT YIELD REC.	PINJAMAN POLIS POLICY RECEIVABLE	BANGUNAN, TANAH DNG PROPERTY	ASET			JUMLAH TOTAL
										(1)	(2)	(3)	
PERUSAHAAN ASURANSI JIWA PATUNGAN													
JOINT VENTURE LIFE INSURANCE COMPANIES													
1	PT Axa Life Assurance (dih PT A.J. Bumi Artha Reksatama)	17.867	80.651	-	28.400	-	3.539	280	-	20.444	20.444	68.518	219.709
2	PT AIA Financial (dih PT AIG Life)	445.425	90.747	-	92.886	26.550	133.187	73.720	3.173	77.064	77.064	570.815	1.513.557
3	PT Asuransi Allianz Life Indonesia	338.403	20.614	-	97.299	69.608	131.666	44.198	921	77.665	1.381.977	2.623.351	
4	PT Asuransi Aviva Indonesia (dih PT Winterthur Life Indonesia)	172.787	17.731	-	59.421	4.952	4.952	40	-	100.566	23.349	378.216	
5	PT Avist Assurance (dih PT Asuransi AIA Indonesia)	189.360	29.024	-	57.957	11.795	59.978	11.795	17.422	50.334	89.623	505.793	
6	PT Axa Financial Indonesia	10.241	11.380	-	76.871	-	30.428	41.837	-	24.443	103.359	298.559	
7	PT Axa Life Indonesia	13.309	1.752	-	356	-	1.629	-	-	5.891	46.089	68.976	
8	PT Axa Mandiri Financial Services	134.515	85.144	-	107.088	-	31.394	-	1.795	31.587	1.119.228	1.508.966	
9	PT Asuransi CIGNA	51.942	58.098	-	118.581	-	16.939	34.792	-	26.332	117.427	391.114	
10	PT CIMB Sun Life (dih PT Commerce International)	23.999	2.547	-	34.792	-	6.948	-	-	2.744	8.390	79.420	
11	PT Commonwealth Life (dih PT Astra CMG Life)	555.043	4.069	-	23.761	-	60.976	71.780	2.197	20.925	156.167	894.918	
12	PT Asuransi Jiwa Generali Indonesia (dih PT A.J. Axa Mandiri Prima)	101.438	185.420	-	124.596	-	1.562	-	-	19.444	55.482	487.942	
13	PT Great Eastern Life Indonesia	33.902	2.482	-	32.260	-	9.026	2.584	13.714	27.154	68.666	189.788	
14	PT Tokai Marine Life (dih PT MAA Life Assurance)	16.349	1.228	-	4.242	-	5.008	1.621	-	26.361	80.788	135.597	
15	PT Asuransi Jiwa Manulife Indonesia	267.714	199.015	1.516	104.138	-	299.113	641.792	-	98.821	1.291.502	2.903.571	
16	PT Prudential Life Assurance	396.214	2.699.690	-	169.695	-	236.686	33.544	-	81.595	1.265.086	4.882.610	
17	PT Asuransi Jiwa Sinar Mas MSIG	130.939	20.128	-	4.575	732	31.832	1.823.799	797.973	70.987	123.611	3.004.676	
18	PT Sun Life Financial Indonesia	74.650	10.365	-	32.881	1.422	67.047	137.924	-	12.108	136.167	471.534	
19	PT Zurich Topas Life (dih PT Mayatada Life)	2.743	8.463	-	4.114	-	774	-	-	16.850	87.102	120.045	
<b>JUMLAH / SUB TOTAL</b>		<b>2,975,780</b>	<b>3,528,548</b>	<b>1,516</b>	<b>1,174,123</b>	<b>98,312</b>	<b>1,132,084</b>	<b>2,886,879</b>	<b>835,400</b>	<b>791,305</b>	<b>6,793,596</b>	<b>20,217,342</b>	
<b>JUMLAH SELURUHNYA / GRAND TOTAL</b>		<b>5,865,825</b>	<b>4,617,677</b>	<b>5,352</b>	<b>3,429,181</b>	<b>286,574</b>	<b>2,191,371</b>	<b>3,479,869</b>	<b>3,770,254</b>	<b>1,177,444</b>	<b>23,088,733</b>	<b>47,892,079</b>	

Keterangan / Notes :

\*) Tidak Menyampaikan Laporan / Have Not Submitted Annual Report

\*\*\*) Pencabutan Izin Usaha / Licenses Have Been Removed

\*\*\*\*) Pemberian Izin Usaha Baru / New Licenses



## Perusahaan Asuransi Jiwa

Life Insurance Companies

TABEL 3.2 / TABLE 3.2

REKAPITULASI LAPORAN POSISI KEUANGAN PERUSAHAAN ASURANSI YANG MEMASARKAN PRODUK ASURANSI YANG DIKAITKAN DENGAN INVESTASI TAHUN 2014

RECAPITULATION OF STATEMENT OF FINANCIAL POSITION OF INSURANCE COMPANIES SOLD UNIT LINK IN 2014

Dalam Jutaan Rupiah

In Million Rupiah

NO.	NAMA PERUSAHAAN NAME OF COMPANIES	ASET / ASSETS			PASIVA / PASSIVA		
		INVESTASI INVESTMENTS	BUKAN INVESTASI NON INVESTMENTS	JUMLAH ASET TOTAL ASSETS	UTANG PAYABLES	CADANGAN PREMI PREMIUM RESERVES	JUMLAH PASIVA TOTAL PASSIVA
(1)	(2)	(3)	(4)	(5)	(6)	(7)	(8)
<b>PERUSAHAAN ASURANSI JIWA NASIONAL</b>							
<b>NATIONAL LIFE INSURANCE COMPANIES</b>							
1	PT Asuransi Jiwa Adisarana Wanaartha	9,041	598	9,638	-	9,638	9,638
2	PT Asuransi Financial Wiramitra Danadiaksana (d/h PT Agrapana Aksata)	4,748	-	4,748	-	4,748	4,748
3	PT Asuransi Jiwa Bakrie*	-	-	-	-	-	-
4	PT BNI Life Insurance	1,882,311	5,557	1,887,868	5,850	1,882,017	1,887,868
5	PT Asuransi Jiwa Brinpin Jiwa Sejahtera	300,294	7,003	307,297	-	307,297	307,297
6	Asuransi Jiwa Bersama Bumiputera 1912	29,411	15,934	45,345	1,453	29,577	31,029
7	PT Asuransi Jiwa Central Asia Raya	-	-	-	-	-	-
8	PT Equity Life Indonesia	993,854	5,891	999,745	3,058	996,687	999,745
9	PT Heksa Eka Life Insurance	-	-	-	-	-	-
10	PT Indofife Pensiontama	-	-	-	-	-	-
11	PT Asuransi Jiwa InHealth Indonesia	-	-	-	-	-	-
12	PT Asuransi Jiwaesraya (Persero)	736,110	-	736,110	35,459	700,651	736,110
13	PT Asuransi Kresna Life (d/h PT A.J. Mira Life)	928	290	1,218	-	1,218	1,218
14	PT Asuransi Jiwa Mega Life	126,107	3,547	129,654	5,278	124,377	129,654
15	PT MNC Life Assurance (d/h PT UOB Life Sun Assurance)	71,504	848	72,352	-	72,352	72,352
16	PT Multicor Life Insurance	2,683	2,301	4,984	-	4,984	4,984
17	PT Panin Life (d/h PT Panin Anugrah Life)	1,266,148	983,282	2,249,430	933,620	1,315,810	2,249,430
18	PT Pasaraya Life Insurance	-	-	-	-	-	-
19	PT Asuransi Jiwa Recapital	10,584	4,994	15,578	2,832	12,746	15,578
20	PT Asuransi Jiwa Sequis Financial	-	-	-	-	-	-
21	PT Asuransi Jiwa Sequis Life	5,037,978	-	5,037,978	-	5,037,977,99	5,037,978
22	PT Asuransi Jiwa Tuju Mandiri	27,371	618	27,988	19	27,970	27,988
23	PT Asuransi Jiwa Mega Indonesia	12,842	970	13,812	1,001	12,811	13,812
24	PT Asuransi Jiwa Reliance	-	-	-	-	-	-
25	PT Central Asia Financial ***	1,952	18	1,970	43	1,927	1,970
26	PT Asuransi Jiwa Indosurya Sukses ***	-	-	-	-	-	-
<b>JUMLAH / SUB TOTAL</b>		<b>10,513,866</b>	<b>1,031,849</b>	<b>11,545,715</b>	<b>988,613</b>	<b>10,542,787</b>	<b>11,531,400</b>
<b>PERUSAHAAN ASURANSI JIWA PATUNGAN</b>							
<b>JOINT VENTURE LIFE INSURANCE COMPANIES</b>							
1	PT Ace Life Assurance (d/h PT A.J. Bhumi Artha Reksatama)	717,608	83	717,691	829	716,862	717,691
2	PT AIA Financial (d/h PT AIG Life)	17,554,852	124,349	17,679,201	147,171	17,532,030	17,679,201
3	PT Asuransi Allianz Life Indonesia	14,307,280	598,980	14,906,260	81,264	14,824,996	14,906,260
4	PT Asuransi Aviva Indonesia (d/h PT Winterthur Life Indonesia)	142,757	88,390	231,146	19,096	212,051	231,146
5	PT Avrist Assurance (d/h PT Asuransi AIA Indonesia)	3,854,845	56,960	3,911,805	58,954	3,852,851	3,911,805
6	PT Axa Financial Indonesia	3,223,362	14,458	3,237,821	24,492	3,213,328	3,237,821
7	PT Axa Life Indonesia	4,340	-	4,340	-	4,340	4,340
8	PT Axa Mandiri Financial Services	16,071,330	768,341	16,839,671	432,486	16,407,185,46	16,839,671
9	PT Asuransi CIGNA	337,017	5,999	343,017	2,528	340,489	343,017
10	PT CIMB Sun Life (d/h PT Commerce International)	1,942,682	46,760	1,989,443	46,404	1,943,038	1,989,443
11	PT Commonwealth Life (d/h PT Astra CMG Life )	3,449,808	-	3,449,808	-	3,449,808	3,449,808
12	PT Asuransi Jiwa Generali Indonesia (d/h PT A. J. Arta Mandiri Prima)	2,175,044	31,540	2,206,585	8,108	2,198,477	2,206,585
13	PT Great Eastern Life Indonesia	1,619,309	31,494	1,650,802	31,239	1,619,563	1,650,802
14	PT Tokio Marine Life (d/h PT MAA Life Assurance)	93,969	10,555	104,525	6,668	97,857	104,525
15	PT Asuransi Jiwa Manulife Indonesia	16,601,152	214,565	16,815,717	296,404	16,519,312	16,815,717
16	PT Prudential Life Assurance	43,533,062	570,317	44,103,379	572,485	43,530,894	44,103,379
17	PT Asuransi Jiwa Sinar Mas MSIG	1,737,537	84,744	1,822,281	287,269	1,525,012	1,822,281
18	PT Sun Life Financial Indonesia	2,311,829	5,795	2,317,624	4,290	2,313,333	2,317,624
19	PT Zurich Topas Life (d/h PT Mayapada Life)	93,629	-	93,629	-	93,629	93,629
<b>JUMLAH / SUB TOTAL</b>		<b>129,771,212</b>	<b>2,653,331</b>	<b>132,424,543</b>	<b>2,029,688</b>	<b>130,394,856</b>	<b>132,424,543</b>
<b>JUMLAH SELURUHNYA / GRAND TOTAL</b>		<b>140,285,079</b>	<b>3,685,180</b>	<b>143,970,258</b>	<b>3,018,301</b>	<b>140,937,643</b>	<b>143,955,943</b>

## Keterangan/Notes :

\*) Tidak Menyampaikan Laporan / Have Not Submitted Annual Report

\*\*) Izin Baru di akhir Tahun 2013 / New Licence at the end of 2013

Perusahaan Asuransi Jiwa - Konvensional  
Life Insurance Companies - Conventional

TABEL : 3.3/TABLE : 3.3

REKAPITULASI PERHITUNGAN LABA RUGI KOMPREHENSIF TAHUN 2014  
RECAPITULATION OF STATEMENTS OF COMPREHENSIVE INCOME IN 2014

NO.	NAMA PERUSAHAAN NAME OF COMPANY	PENDAPATAN / INCOME				BEBAN / EXPENSES				TOTAL				
		PREMI NETO NET EARNED PREMIUM	HASIL INVESTASI INVESTMENT YIELDS	PENDAPATAN LAIN OTHER INCOME	JUMLAH PENDAPATAN TOTAL INCOME	BEBAN NETO NET CLAIM EXPENSES	BEBAN OPERASIONAL OPERATIONAL EXPENSES	BEBAN LAINNYA OTHER EXPENSES	JUMLAH BEBAN TOTAL EXPENSES	LABA (RUGI) SEBELUM PAJAK EARNING BEFORE TAX	PAJAK TAXES	LABA (RUGI) SETELAH PAJAK EARNING AFTER TAX	PENDAPATAN KOMPREHENSIF LAIN OTHER COMPREHENSIVE INCOME	TOTAL LABA (RUGI) KOMPREHENSIF TOTAL OTHER COMPREHENSIVE INCOME
(1)	(2)	(3)	(4)	(5)	(6)	(7)	(8)	(9)	(10)	(11)	(12)	(13)	(14)	(15)
<b>PERUSAHAAN ASURANSI JIWA NASIONAL</b>														
<b>NATIONAL LIFE INSURANCE COMPANIES</b>														
1.	PT Asuransi Jiwa Adisarana Wanaartha	3.225.749	(27.109)	500	3.199.141	2.893.981	204.725	(913)	3.189.599	9.542	175	9.367	730	10.096
2.	PT Asuransi Finansial Wiraamita Damadeksana (d/n PT Agriplana Ak)	48.024	6.782	373	55.180	5.962	220.622	-	226.584	(171.405)	1.217	(172.621)	-	(172.621)
3.	PT Asuransi Jiwa Bakriety	-	-	-	-	-	-	-	-	-	-	-	-	-
4.	PT BNI Life Insurance	1.389.557	466.898	57.585	1.914.141	1.328.610	585.680	154.676	1.769.614	154.527	46.910	188.617	2.855	111.472
5.	PT Asuransi Jiwa Brinjin Jiwa Sgahtera	1.830.107	389.562	30.987	2.250.656	1.480.497	285.110	(2.483)	1.760.680	462.576	53.271	409.305	30.627	440.192
6.	Asuransi Jiwa Bersana Bumbutera 1912	5.199.256	2.172.000	223.742	7.594.998	6.234.782	1.192.528	(43.620)	7.471.130	123.868	-	123.868	464.252	568.120
7.	PT Asuransi Jiwa Central Asia Raya	644.986	289.823	42.031	976.840	577.750	231.102	(493)	809.345	147.605	-	147.605	(135.432)	12.173
8.	PT Equity Life Indonesia	690.834	199.255	12.099	902.188	653.372	173.562	(28.961)	855.895	46.293	1.240	46.293	1.240	47.533
9.	PT Heksa Eka Life Insurance	164.633	18.867	189.494	372.994	139.528	32.814	-	172.342	17.152	537	16.615	18.236	34.851
10.	PT Indole Pensiunama	7.737.678	1.901.029	2.075.12	9.240.782	9.025.175	853.832	1.097	9.187.930	52.852	-	52.852	(48.808)	4.045
11.	PT Asuransi Jiwa InHealth Indonesia	1412.763	178.244	682	1.591.689	1.046.639	293.669	-	1.340.288	251.401	48.677	202.724	-	202.724
12.	PT Asuransi Jiwa InSurya (Pensiyo)	6.181.133	1.531.684	50.263	7.763.080	6.257.579	920.032	(4.946)	7.082.957	680.924	18.868	661.688	-	661.688
13.	PT Asuransi Kretna Life (d/n PT A.J. Mia Life)	84.916	46.391	764	132.071	49.195	39.747	2.196	86.746	45.315	(699.45)	45.915	-	45.915
14.	PT Asuransi Jiwa Mega Life	1.093.053	50.669	6.882	1.150.604	988.495	122.867	(6.531)	1.127.894	22.510	4.072	18.439	-	18.439
15.	PT MNC Life Assurance (d/n PT LOB Life Sun Assurance)	255.915	25.002	2.343	283.260	161.277	113.490	-	274.767	8.493	222	8.271	-	8.271
16.	PT Hanwa Life Insurance Indonesia (d/n PT Multifor Life Insurance)	3.309	5.543	3.670	12.522	4.422	72.879	(513)	77.814	(65.293)	1.554	(66.847)	-	(66.847)
17.	PT Pania Daehi Life (d/n PT Pania Anugrah Life)	3.628.574	625.185	30.447	4.284.207	3.729.981	379.547	-	4.109.528	174.679	5.047	189.632	19.844	189.276
18.	PT Prasetya Life Insurance	5.740	5.791	4	11.535	6.288	4.370	(77)	10.735	800	-	800	-	800
19.	PT Asuransi Jiwa Reasipital	162.523	13.966	2.822	179.311	120.433	40.424	1.980	159.877	20.034	(819)	20.852	-	20.852
20.	PT Asuransi Jiwa Sequis Financial	32.043	36.142	1.764	69.949	34.992	36.914	98	71.607	(1.898)	-	(1.898)	8.220	6.362
21.	PT Asuransi Jiwa Sequis Life	2.355.477	1.484.220	221.323	4.071.020	2.894.128	639.515	4.303	3.529.340	541.680	-	541.680	97.416	639.096
22.	PT Asuransi Jiwa Tugu Mandiri	231.794	43.336	10.426	285.528	240.440	42.638	(1.480)	284.567	969	(828)	1.896	9.837	11.734
23.	PT Asuransi Jiwa Mega Indonesia	39.516	8.360	62	47.939	16.456	29.184	(331.69)	45.971	1.968	(1.468)	3.436	-	3.436
24.	PT Asuransi Jiwa Reliance "new"	30.798	8.059	12.102	50.959	21.781	18.820	550	38.090	12.909	995	11.914	-	11.914
25.	PT Central Asia Financial "new"	180	2.466	385	2.831	66	13.514	-	13.581	(10.580)	-	(10.580)	33	(10.587)
26.	PT Asuransi Jiwa Indosurya Sukses "new"	1.631	12.030	-	13.661	740	12.711	12	13.438	222	(8)	230	-	230
27.	PT Smerit Proteksi Indonesia (d/n PT. Beni Asuransi Jiwa)	77	4.454	1	4.531	111	3.919	(88)	4.118	413	1	413	(36)	376
28.	PT Asuransi Jiwa Taspen	132.124	18.711	377	151.212	111.028	24.786	72	136.712	15.500	2.843	12.557	-	12.557
29.	PT Asuransi Jiwa Sinansari Indonesia	-	6.520	145	6.665	-	5.275	-	6.665	1.390	1.116	274	-	274
30.	PT Asuransi Jiwa BCA	8.708	8.517	30	17.255	2.795	23.843	59	26.579	(9.324)	(4.166)	(5.168)	-	(5.168)
31.	PT Lipido Life Assurance	-	7.636	-	7.636	-	9.584	334	9.230	(1.694)	(197)	(1.397)	-	(1.397)
32.	PT Asuransi Jiwa Bumi Asih Jaya	-	-	-	-	-	-	-	-	-	-	-	-	-
33.	PT Asuransi Jiwa Nusantara	-	-	-	-	-	-	-	-	-	-	-	-	-
<b>JUMLAH / SUB TOTAL</b>		<b>36.691.089</b>	<b>9.109.762</b>	<b>719.709</b>	<b>46.420.560</b>	<b>38.126.481</b>	<b>5.835.664</b>	<b>74.741</b>	<b>43.887.405</b>	<b>2.833.155</b>	<b>176.405</b>	<b>2.386.750</b>	<b>469.015</b>	<b>2.825.765</b>

NO.	NAMA PERUSAHAAN NAME OF COMPANY	PENDAPATAN / INCOME				BEBAN / EXPENSES				LABA/RUGI SEBELUM PAJAK EARNING BEFORE TAX	PAJAK TAXES	LABA/RUGI SETELAH PAJAK EARNING AFTER TAX	PENDAPATAN KOMPREHENSIF LAIN OTHER COMPREHENSIVE INCOME	TOTAL LABA/RUGI KOMPREHENSIF TOTAL OTHER COMPREHENSIVE INCOME	
		(3)	(4)	(5)	(6)	(7)	(8)	(9)	(10)						(11)
		PENDAPATAN PREMI NETO NET EARNED PREMIUM	HASIL INVESTASI YIELDS	PENDAPATAN LAIN OTHER INCOME	JUMLAH PENDAPATAN TOTAL INCOME	BEBAN KLAIMI NETO NET CLAIM EXPENSES	BEBAN OPERASIONAL OPERATIONAL EXPENSES	LAIN-LAIN OTHER EXPENSES	JUMLAH BEBAN TOTAL EXPENSES						
<b>PERUSAHAAN ASURANSI JIWA PATUNGAN</b>															
<b>JOINT VENTURE LIFE/INSURANCE COMPANIES</b>															
1.	PT Ase Life Assurance (dih. PT A.J. Bhumi Artha Rekestanta)	889.731	171.463	1.585	1.062.779	612.744	433.419	(1.992)	1.046.166	14.624	2.114	12.510	6.446	18.955	
2.	PT AIA Financial (dih. PT AIG Life)	6.494.415	4.924.807	529.468	11.948.690	8.588.846	2.513.300	84.479	11.017.667	931.024	46.680	884.343	460.612	1.344.955	
3.	PT Asuransi Allianz Life Indonesia	9.679.231	2.976.649	586.805	13.242.685	9.789.896	2.539.687	71.220	12.249.363	994.322	113.449	880.873	325.078	1.205.951	
4.	PT Asuransi Aviva Indonesia (dih. PT. Willelthuur Life Indonesia)	517.910	52.011	30.939	600.961	471.744	289.517	-	761.261	(160.400)	(3.221)	(157.179)	481	(156.698)	
5.	PT Aviva Assurance (dih. PT. Asuransi AIA Indonesia)	1.982.139	1.419.809	216.943	3.598.891	2.917.165	439.563	-	3.356.728	243.163	33.183.40	210.000	189.175	399.175	
6.	PT Axa Financial Indonesia	929.215	891.066	30.388	1.850.669	1.519.118	426.623	-	1.645.741	264.928	32.740.29	172.188	-	172.188	
7.	PT Axa Life Indonesia	831.869	28.705	2.548	113.222	38.241	84.180	-	122.421	(9.199)	8.189	(17.988)	-	(17.988)	
8.	PT Axa Mandiri Financial Services	-	3.313.659	-	3.313.659	-	-	-	-	3.313.659	-	3,313,659	-	3,313,659	
9.	PT Asuransi CIGNA	1.164.854	129.436	-	1.294.290	397.087	832.073	3.678.42	1.225.482	68.808	22.631	46.177	28.126	74.303	
10.	PT CIMB Sun Life (dih. PT Commerce International)	604.137	405.846	45.450	1.055.432	837.238	214.725	(146)	1.052.109	3.323	-	3.323	9.897	13.020	
11.	PT Commonwealth Life (dih. PT Astra CMG Life)	1.700.078	871.635	1.003	2.572.716	1.648.277	627.841	-	2.276.119	296.597	38.812	257.785	-	257.785	
12.	PT Asuransi Jiva General Indonesia (dih. PT A.J. Arta Mandiri Prima)	282.143	25.635	229.325	537.102	124.740	491.698	(2.355)	618.703	(81.691)	5.410	(87.101)	287	(86.814)	
13.	PT Great Eastern Life Indonesia	913.883.55	331.747	10.425	1.255.855	1.055.790	255.135	(682)	1.261.547	(3.692)	-	(3.692)	12.569	6.817	
14.	PT Tokio Marine Life (dih. PT DANA Life Assurance)	70.159	52.912	5.928	129.999	63.103	204.102	(2.488)	269.673	(140.674)	7.668	(148.330)	1.179	(147.151)	
15.	PT Asuransi Jiva Mandiri Indonesia	7.340.799	4.035.840	182.007	11.558.746	8.497.057	1.831.065	156.193	10.171.569	1.386.816	117.691	1,269,125	1,252,616	2,521,741	
16.	PT Prudential Life Assurance	23.720.529	9.037.453	(24.645)	32.733.337	20.378.857	7.279.263	-	27.658.110	5,075,227	1,127,447	3,947,780	-	3,947,780	
17.	PT Asuransi Jiva Sinar Mas MSIG	7.153.318	1,065,612	9,908	8,228,838	7,654,829	394,473	835,28	8,049,467	180,371	-	180,371	109,265,65	289,637	
18.	PT Sun Life Financial Indonesia	825.907	724.082	56.767	1,606,756	1,296,982	492,703	(6,873)	1,736,537	(129,782)	-	(129,782)	172,157	42,378	
19.	PT Zurich Topas Life (dih. PT Mangada Life)	87.793	18.674	381	106.847	7.215	297.012	1.061	303.166	(198.319)	(17.355)	(179.664)	(699)	(179.660)	
	<b>JUMLAH / SUB TOTAL</b>	<b>64.420.009</b>	<b>30.475.162</b>	<b>1.915.205</b>	<b>96.810.376</b>	<b>65.487.849</b>	<b>19.535.372</b>	<b>302.951</b>	<b>84.821.269</b>	<b>11.999.107</b>	<b>1.553.407</b>	<b>10.453.899</b>	<b>2.566.933</b>	<b>13.020.832</b>	
	<b>JUMLAH SELURUHNYA / GRAND TOTAL</b>	<b>101.011.098</b>	<b>39.584.924</b>	<b>2.634.914</b>	<b>143.230.936</b>	<b>103.614.330</b>	<b>25.472.036</b>	<b>377.692</b>	<b>128.706.674</b>	<b>14.522.262</b>	<b>1.771.812</b>	<b>12.810.450</b>	<b>3.035.847</b>	<b>15.846.397</b>	

Keterangan / Notes :  
 \*) Tidak Menyampaikan Laporan / Have Not Submitted Annual Report  
 \*\*) Pencabutan Izin Usaha / Licenses Have Been Removed  
 \*\*\*) Pemberian Izin Usaha Baru / New Licenses



## Perusahaan Asuransi Jiwa

Life Insurance Companies

TABEL 3.4/TABLE 3.4

REKAPITULASI LABA RUGI KOMPREHENSIF PRODUK ASURANSI YANG DIKAITKAN DENGAN INVESTASI TAHUN 2014

RECAPITULATION OF UNIT LINK OF STATEMENT COMPREHENSIVE INCOME IN YEAR 2014

Dalam Jutaan Rupiah

In Million Rupiah

NO.	NAMA PERUSAHAAN NAME OF COMPANIES	PENDAPATAN PREMI PREMIUM INCOME	HASIL INVESTASI INVESTMENT YIELD	JUMLAH PENDAPATAN TOTAL INCOME	JUMLAH BEBAN TOTAL EXPENSE	KENAIKAN (PENURUNAN) ASET INCREASE (DECREASE) IN ASSET
(1)	(2)	(3)	(4)	(5)	(6)	(7)
<b>PERUSAHAAN ASURANSI JIWA NASIONAL</b>						
<b>NATIONAL LIFE INSURANCE COMPANIES</b>						
1	PT Asuransi Jiwa Adisarana Wanaartha	7.991	(7.263)	728	728	-
2	PT Asuransi Financial Wiramitra Danadiaksana (d/h PT Agrapana Aksata)	49.741	280	50.021	45.273	4.748
3	PT Asuransi Jiwa Bakrie*	-	-	-	-	-
4	PT BNI Life Insurance	530.486	295.564	826.050	281.721	544.329
5	PT Asuransi Jiwa Brinjin Jiwa Sejahtera	-	36.624	36.624	1.743	34.881
6	Asuransi Jiwa Bersama Bumiputera 1912	14.739	399	15.138	6.757	8.381
7	PT Asuransi Jiwa Central Asia Raya	-	-	-	-	-
8	PT Equity Life Indonesia	301.457	123.926	425.383	354.232	71.151
9	PT Heksa Eka Life Insurance	-	-	-	-	-
10	PT Indolife Pensiortama	-	-	-	-	-
11	PT Asuransi Jiwa InHealth Indonesia	-	-	-	-	-
12	PT Asuransi Jiwasraya (Persero)	179.905	125.574	305.478	270.019	35.459
13	PT Asuransi Kresna Life (d/h PT A.J. Mira Life)	708	136	844	810	34
14	PT Asuransi Jiwa Mega Life	859.235	(20.213)	839.022	1.002.391	(163.369)
15	PT MNC Life Assurance (d/h PT UOB Life Sun Assurance)	-	-	-	-	-
16	PT Hanwa Life Insurance Indonesia (d/a PT Multicor Life Insurance)	6.441	195	6.637	1.720	4.917
17	PT Panin Daichi Life (d/h PT Panin Anugrah Life)	199.369	211.914	411.283	300.501	110.782
18	PT Pasaraya Life Insurance	-	-	-	-	-
19	PT Asuransi Jiwa Recapital	947	509	1.456	176	1.281
20	PT Asuransi Jiwa Sequis Financial	-	-	-	-	-
21	PT Asuransi Jiwa Sequis Life	1.332.870	959.175	2.292.045	931.465	1.360.581
22	PT Asuransi Jiwa Tugu Mandiri	1.780	3.586	5.366	31.356	(25.990)
23	PT Asuransi Jiwa Mega Indonesia	26.825	490	27.315	14.525	12.789
24	PT Asuransi Jiwa Reliance *new	-	-	-	-	-
25	PT Central Asia Financial *new	551.72	314.71	866	27	839
26	PT Asuransi Jiwa Indosurya Sukses *new	-	-	-	-	-
27	PT Sinergi Proteksi Indonesia (d/h PT. Brent Asuransi Jiwa)	-	-	-	-	-
28	PT. Asuransi Jiwa Taspem	-	-	-	-	-
29	PT Asuransi Jiwa Sinansari Indonesia	-	-	-	-	-
30	PT Asuransi Jiwa BCA	-	-	-	-	-
31	PT Lippo Life Assurance	-	-	-	-	-
32	PT Asuransi Jiwa Bumi Asih Jaya	-	-	-	-	-
33	PT Asuransi Jiwa Nusantara	-	-	-	-	-
<b>JUMLAH / SUB TOTAL</b>		<b>3,513,047</b>	<b>1,731,212</b>	<b>5,244,259</b>	<b>3,243,446</b>	<b>2,000,813</b>
<b>PERUSAHAAN ASURANSI JIWA PATUNGAN</b>						
<b>JOINT VENTURE LIFE INSURANCE COMPANIES</b>						
1	PT Ace Life Assurance (d/h PT A.J. Bhumi Artha Reksatama)	648.622	128.098	776.719	473.153	303.566
2	PT AIA Financial (d/h PT AIG Life)	3.442.477	3.724.196	7.166.672	3.066.359	4.100.313
3	PT Asuransi Allianz Life Indonesia	4.703.002	2.342.925	7.045.927	3.971.234	3.074.693
4	PT Asuransi Aviva Indonesia (d/h PT Winterthur Life Indonesia)	171.815	319	172.134	225.781	(53.646)
5	PT Avni Assurance (d/h PT Asuransi AIA Indonesia)	554.147	966.611	1.520.758	1.222.830	297.929
6	PT Axa Financial Indonesia	643.079	670.712	1.313.791	714.690	599.100
7	PT Axa Life Indonesia	-	685	685	253	431
8	PT Axa Mandiri Financial Services	5.563.694	2.860.853	8.424.547	3.268.771	5.155.776
9	PT Asuransi CIGNA	33.708	35.656	69.364	121.877	(52.513)
10	PT CIMB Sun Life (d/h PT Commerce International)	-	-	-	-	-
11	PT Commonwealth Life (d/h PT Astra CMG Life )	1.377.738	601.036	1.978.774	1.212.281	766.493
12	PT Asuransi Jiwa Generali Indonesia (d/h PT A.J. Arta Mandiri Prima)	1.508.272	222.421	1.730.693	616.433	1.114.260
13	PT Great Eastern Life Indonesia	757.037	289.913	1.046.950	695.142	351.808
14	PT Tokio Marine Life (d/h PT MAA Life Assurance)	49.589	13.742	63.331	11.773	51.557
15	PT Asuransi Jiwa Manulife Indonesia	3.624.971	2.350.811	5.975.782	5.975.782	-
16	PT Prudential Life Assurance	24.795.160	8.398.203	33.193.363	18.912.866	14.280.497
17	PT Asuransi Jiwa Sinar Mas MSIG	258.891	238.788	497.680	885.150	(387.470)
18	PT Sun Life Financial Indonesia	455.829	468.380	924.209	464.345	459.864
19	PT Zurich Topas Life (d/h PT Mayapada Life)	66.520.30	11.957.08	78.477	17.431	61.046
<b>JUMLAH / SUB TOTAL</b>		<b>48,654,550</b>	<b>23,325,306</b>	<b>71,979,856</b>	<b>41,856,152</b>	<b>30,123,704</b>
<b>JUMLAH SELURUHNYA / GRAND TOTAL</b>		<b>52,167,597</b>	<b>25,056,518</b>	<b>77,224,115</b>	<b>45,099,598</b>	<b>32,124,517</b>

Keterangan / Notes :

\*) Tidak Menyampaikan Laporan / Have Not Submitted Annual Report

\*\*) Pencabutan Izin Usaha / Licenses Have Been Removed

\*\*\*) Pemberian Izin Usaha Baru / New Licences







Perusahaan Asuransi Jiwa - Konvensional  
Life Insurance Companies - Conventional

TABEL : 3.8/TABLE : 3.8

LAPORAN POSISI KEUANGAN GABUNGAN PER 31 DESEMBER 2014  
CONSOLIDATED STATEMENT OF FINANCIAL POSITION AS OF 31 DECEMBER 2014

	KEKAYAAN		KEWAJIBAN DAN MODAL SENDIRI		Jumlah In Million Rupiah
	ASSETS	TOTAL	LIABILITIES AND EQUITIES	TOTAL	
<b>I. INVESTASI (INVESTMENTS)</b>			<b>I. UTANG (PAYABLES)</b>		
1 Deposito Berjangka dan Sertifikat Deposito (Time Deposit and Certificate of Dep)		49,131,548	1 Utang Klaim (Claim Payable)		2,599,540
2 Saham (Stocks)		97,112,021	2 Utang Koasuransi (Consurance Payable)		5,328
3 Surat Utang Korporasi dan Sukuik Korporasi (Corporate Bonds & Sukuik)		21,014,965	3 Utang Reasuransi (Reinsurance Payable)		1,080,808
4 Surat Berharga yang Diterbitkan oleh Negara RI		44,869,720	4 Utang Komisi (Commission Payable)		1,459,330
(Marketable Securities Issued by Government)			5 Utang Pajak (Tax Payable)		671,991
5 Surat Berharga yang Diterbitkan oleh Bank Indonesia		-	6 Biaya Yang Masih His Dibayar (Accrued Expenses)		2,580,758
(Marketable Securities Issued by Central Bank)			7 Utang Lain (Other Payables)		8,535,253
6 Surat Berharga yang Diterbitkan oleh Negara Selain Negara RI		1,858,219	<b>8 Jumlah Utang (Total Payables)</b>		<b>16,933,007</b>
(Marketable Securities Issued by Non Government)					
7 Surat Berharga yang Diterbitkan oleh Lembaga Multinasional		1,061			
(Marketable Securities Issued by Multinational)					
8 Reksadana (Mutual Fund)		75,816,732	<b>II. CADANGAN TEKNIS (TECHNICAL RESERVES)</b>		
9 Kontrak Investasi Kolektif Efek Beragun Aset		5,025			
(Col. Investment Contract-Asset Backed Security)					
10 Dana Investasi Real Estat (Real Estate Inv. Fund)		11,299	9 Cadangan Premi (Premium Reserves)		256,121,586
11 Penyerahan Langsung (Direct Placement)		3,404,533	10 CAPYBMP (Unrearned Premium Reserves)		2,036,390
12 Bangunan dengan Hak Strata atau Tanah dengan Bangunan untuk Investasi		8,309,853	11 Cadangan Klaim (Claim Reserves)		2,669,918
(Property)			<b>12 Jumlah Cadangan Teknis (Total Technical Reserves)</b>		<b>260,827,894</b>
13 Pembelian Piutang untuk Perusahaan Pembiayaan dan/atau Bank (Refinancing)					
14 Emas Murni (Gold)					
15 Pinjaman yang Diliamin dengan Hak Tanggungan (Mortgage)		159,989			
16 Investasi Lain (Other Investments)		400,005			
<b>17 Jumlah Investasi (Total Investments)</b>		<b>302,094,749</b>	<b>13 Jumlah Kewajiban (Total Liabilities)</b>		<b>277,760,901</b>
			14 Pinjaman Subordinasi (Subordinated Loans)		1,688,102
<b>II. BUKAN INVESTASI (NON INVESTMENTS)</b>			<b>III. MODAL SENDIRI (EQUITIES)</b>		
18 Kas dan Bank (Cash and Bank)		5,865,827			
19 Tagihan Premi Penutupan Langsung (Premium Receivable)		4,617,680			
20 Tagihan Klaim Koasuransi (Coinsurance Claim Receivable)		5,351	15 Modal Disetor (Paid Up Capital)		15,234,855
21 Tagihan Reasuransi (Reinsurance Receivable)		3,429,180	16 Ajo Saham (Additional Paid in Capital)		17,383,902
22 Tagihan Investasi (Investment Receivable)		286,574	17 Saldo Laba (Profit/Loss)		27,568,288
23 Tagihan Hasil Investasi (Investment Yield Receivable)		2,191,370	18 Komponen ekuitas lainnya (Other Equity Component)		10,350,784
24 Pinjaman Polis (Polis Receivable)		3,479,667	19 Selisih Penilaian SAK & SAP (Diff. between SAK and SAP)		-
25 Bangunan dengan Hak Strata atau Tanah dengan Bangunan untuk Dipakai Sendiri		3,770,252	20 Aset yang tidak termasuk AYD (Asset non-AYD Classified)		-
(Property)					
26 Aset Tetap Lain (Other Fixed Assets)		1,177,446			
27 Aset Lain (Other Assets)		23,068,737			
<b>28 Jumlah Bukan Investasi (Total Non Investments)</b>		<b>47,892,083</b>	<b>21 Jumlah Modal Sendiri (Total Equities)</b>		<b>70,537,829</b>
<b>29 JUMLAH ASSET (TOTAL ASSETS)</b>		<b>349,986,832</b>	<b>22 JUMLAH KEWAJIBAN &amp; MODAL SENDIRI (TOTAL LIAB. &amp; EQ.)</b>		<b>349,986,832</b>

Perusahaan Asuransi Jiwa - Konvensional  
Life Insurance Companies - Conventional

TABEL: 3.9/TABLE: 3.9

LAPORAN LABA RUGI KOMPREHENSIF GABUNGAN TAHUN 2014  
CONSOLIDATED STATEMENT OF COMPREHENSIVE INCOME IN 2014

Dalam Jutaan Rupiah  
In Million Rupiah

NO	KETERANGAN/DESCRIPTION	JUMLAH/TOTAL
<b>1</b>	<b>PENDAPATAN (REVENUES)</b>	
2	Pendapatan Premi (Premium Income)	104,492,988
3	Premi Reasuransi (Reinsurance Premium)	3,420,300
4	Penurunan (Kenaikan) Premi Yang Belum Merupakan Pendapatan / Decrease (Increase) In Unearned Premium Income	(61,590)
<b>5</b>	<b>Jumlah Pendapatan Premi Neto (Total Net Earned Premium)</b>	<b>101,011,098</b>
6	Hasil Investasi (Investment Yields)	39,584,924
7	Pendapatan Lain (Other Revenues) dan Jasa DPLK	2,634,914
<b>8</b>	<b>JUMLAH PENDAPATAN (TOTAL REVENUES)</b>	<b>143,230,936</b>
<b>9</b>	<b>BEBAN (EXPENSES)</b>	
<b>10</b>	<b>Klaim dan Manfaat (Claims and Benefits)</b>	
11	Klaim dan Manfaat Dibayar (Claim and Benefit Paid)	69,617,715
12	Klaim Reasuransi (Reinsurance Recovery)	2,046,309
13	Kenaikan (Penurunan) Cadangan Premi (Increase (Decrease) in Premium Reserves)	35,520,200
14	Kenaikan (Penurunan) Cadangan Klaim / (Increase (Decrease) in Claim Reserves)	522,724
<b>15</b>	<b>Jumlah Beban Klaim dan Manfaat (Total Claims and Benefits)</b>	<b>103,614,330</b>
16	Biaya Akuisisi (Acquisition Cost)	
a.	Beban Komisi Tahun Pertama (First Year Commission)	6,355,566
b.	Beban Komisi Tahun Lanjutan (Renewal Commission)	2,978,314
c.	Beban Komisi Overriding (Overriding Commission)	2,608,684
d.	Beban Komisi Lainnya (Other Commission Expenses)	2,033,286
<b>17</b>	<b>Jumlah Biaya Akuisisi (Total Acquisition Cost)</b>	<b>13,975,850</b>
18	Pemasaran (Marketing Expenses)	2,014,207
19	Umum dan Administrasi (General and Administration Expenses)	9,481,980
20	Hasil (Beban) Lain (Others)	377,692
<b>21</b>	<b>JUMLAH BEBAN (TOTAL EXPENSES)</b>	<b>128,708,674</b>
<b>22</b>	<b>LABA (RUGI) SEBELUM PAJAK (INCOME BEFORE TAX)</b>	<b>14,522,262</b>
23	PAJAK (TAXES)	1,711,812
<b>24</b>	<b>LABA (RUGI) SETELAH PAJAK (INCOME AFTER TAX)</b>	<b>12,810,450</b>
<b>25</b>	<b>Pendapatan Komprehensif (Comprehensive Income)</b>	<b>3,035,947</b>
<b>26</b>	<b>Total Laba Rugi Komprehensif (Total Comprehensive Income)</b>	<b>15,846,397</b>

## Usaha Asuransi Jiwa

Life Insurance Business

TABEL : 3.10 / TABLE: 3.10

## LAPORAN POSISI KEUANGAN GABUNGAN PER 31 DESEMBER 2010 - 2014

THE CONSOLIDATED STATEMENT OF FINANCIAL POSITION AS AT DECEMBER 31, 2010-2014

	Dalam Jutaan Rupiah In Million Rupiah				
KEKAYAAN / ASSETS	2010	2011	2012	2013	2014
<b>I. INVESTASI (INVESTMENTS)</b>					
1 Deposito Berjangka dan Sertifikat Deposito ( <i>Time Deposit and Certificate of Dep.</i> )	20,397,058	30,616,688	30,616,688	32,038,306	49,131,548
2 Saham (Stocks)	38,206,192	43,727,191	43,727,191	72,219,378	97,112,021
3 Surat Utang Korporasi dan Sukuk Korporasi ( <i>Corporate Bonds and Sukuk</i> )	17,556,668	14,426,157	14,426,157	24,389,326	21,014,965
4 Surat Berharga yang Diterbitkan oleh Negara RI ( <i>Marketable Sec. Issued by Government/BI</i> )	25,038,661	35,085,322	35,085,322	41,845,300	44,869,720
5 Surat Berharga yang Diterbitkan oleh Bank Indonesia ( <i>Marketable Securities Issued by Central Bank</i> )	-	-	-	-	-
6 Surat Berharga yang Diterbitkan oleh Negara Selain Negara RI ( <i>Marketable Securities Issued by Non Government</i> )	-	-	-	1,732,591	1,858,219
7 Surat Berharga yang Diterbitkan oleh Lembaga Multinasional ( <i>Marketable Sec. Issued by Multinational</i> )	-	-	-	1,030	1,061
8 Reksadana ( <i>Mutual Fund</i> )	54,833,581	65,995,144	65,995,144	60,526,503	75,816,732
9 Kontrak Investasi Kolektif Efek Beragun Aset ( <i>Col. Investment Contract- Asset Backed Security</i> )	-	-	-	-	5,025
10 Dana Investasi Real Estat ( <i>Real Estate Investment Fund</i> )	-	-	-	9,514	11,299
11 Penyertaan Langsung ( <i>Direct Placement</i> )	7,307,697	2,160,139	2,160,139	2,049,484	3,404,533
12 Bangunan dengan Hak Strata atau Tanah dengan Bangunan untuk Investasi ( <i>Property</i> )	1,677,953	1,976,340	1,976,340	6,371,564	8,309,653
13 Pembelian Piutang untuk Perusahaan Pembiayaan dan/atau Bank ( <i>Refinancing</i> )	119,298	115,857	115,857	-	-
14 Emas Murni ( <i>Gold</i> )	1,838,262	1,865,217	1,865,217	-	-
15 Pinjaman yang Dijamin dengan Hak Tanggungan ( <i>Mortgage</i> )	-	-	-	140,123	159,969
16 Investasi Lain ( <i>Other Investments</i> )	189,849	637,154	637,154	345,890	400,005
<b>17 Jumlah Investasi (Total Investments)</b>	<b>167,165,221</b>	<b>196,605,207</b>	<b>196,605,207</b>	<b>241,669,009</b>	<b>302,094,749</b>
<b>II. BUKAN INVESTASI (NON INVESTMENTS)</b>					
18 Kas dan Bank ( <i>Cash and Bank</i> )	2,420,238	2,776,208	2,776,208	4,460,955	5,865,827
19 Tagihan Premi Penjualan Langsung ( <i>Premium Receivable</i> )	1,857,534	3,005,866	3,005,866	4,233,377	4,817,880
20 Tagihan Klaim Koasuransi ( <i>Coinsurance Claim Receivable</i> )	-	-	-	50,390	5,351
21 Tagihan Reasuransi ( <i>Reinsurance Receivable</i> )	311,488	310,044	310,044	1,610,596	3,429,180
22 Tagihan Investasi ( <i>Investment Receivable</i> )	-	-	-	93,292	286,574
23 Tagihan Hasil Investasi ( <i>Investment Yield Receivable</i> )	1,258,376	1,682,396	1,682,396	1,976,103	2,191,370
24 Pinjaman Polis ( <i>Polis Receivable</i> )	-	-	-	2,060,369	3,479,667
25 Bangunan dengan Hak Strata atau Tanah dengan Bangunan untuk Dipakai Sendiri ( <i>Property</i> )	1,850,929	1,504,334	1,504,334	4,127,253	3,770,252
26 Aset Tetap Lain ( <i>Other Fixed Assets</i> )	456,921	508,312	508,312	988,235	1,177,446
27 Aktiva Lain ( <i>Other Assets</i> )	12,365,570	14,902,835	14,902,835	19,671,395	23,068,737
<b>28 Jumlah Bukan Investasi (Total Non Investments)</b>	<b>13,347,397</b>	<b>24,689,995</b>	<b>24,689,995</b>	<b>39,271,966</b>	<b>47,892,083</b>
<b>29 JUMLAH ASET (TOTAL ASSETS)</b>	<b>141,646,228</b>	<b>221,295,202</b>	<b>221,295,202</b>	<b>280,940,974</b>	<b>349,986,832</b>
<b>LIABILITAS DAN EKUITAS / LIABILITIES AND EQUITIES</b>					
<b>I. UTANG (PAYABLES)</b>					
1 Utang Klaim ( <i>Claim Payable</i> )	1,790,787	2,053,699	1,920,592	1,978,746	2,599,540
2 Utang Koasuransi ( <i>Coinsurance Payable</i> )	-	-	-	3,991	5,328
3 Utang Reasuransi ( <i>Reinsurance Payable</i> )	459,982	561,148	645,201	877,950	1,080,808
4 Utang Komisi ( <i>Commission Payable</i> )	862,642	1,043,310	1,216,483	1,342,633	1,459,330
5 Utang Pajak ( <i>Tax Payable</i> )	186,756	970,760	351,256	476,663	671,991
6 Biaya Yang Masih Hrs Dibayar ( <i>Accrued Expenses</i> )	1,182,200	1,224,628	1,687,402	2,145,651	2,580,758
7 Utang Lain ( <i>Other Payables</i> )	3,360,039	4,381,091	5,154,265	6,781,503	8,535,253
<b>8 Jumlah Utang (Total Payables)</b>	<b>7,842,405</b>	<b>10,234,636</b>	<b>10,975,199</b>	<b>13,607,137</b>	<b>16,933,007</b>
<b>II. CADANGAN TEKNIS (TECHNICAL RESERVES)</b>					
9 Cadangan Premi ( <i>Premium Reserve</i> )	137,763,437	168,195,080	185,118,452	212,695,563	256,121,586
10 Cadangan Atas Premi Yang Belum Merupakan Pendapatan ( <i>Unearned Premium Reserves</i> )	1,541,856	1,693,096	2,134,881	1,809,265	2,036,390
11 Cadangan Klaim ( <i>Claim Reserves</i> )	1,094,225	1,214,007	1,589,017	2,178,525	2,869,918
<b>12 Jumlah Cad. Teknis (Total Technical Reserves)</b>	<b>140,399,518</b>	<b>171,102,183</b>	<b>188,842,350</b>	<b>216,683,353</b>	<b>260,827,894</b>
<b>13 Jumlah Liabilitas (Total Liabilities)</b>	<b>148,241,923</b>	<b>181,336,819</b>	<b>199,817,549</b>	<b>230,290,490</b>	<b>277,760,901</b>
14 Pinjaman Subordinasi ( <i>Subordinated Loans</i> )	646,521	420,913	188,784	126,795	1,688,102
<b>III. EKUITAS (EQUITIES)</b>					
15 Modal Disetor ( <i>Paid Up Capital</i> )	9,164,845	7,424,364	8,193,400	10,060,739	15,234,855
16 Agio Saham ( <i>Additional Paid in Capital</i> )	474,143	7,319,331	7,463,081	10,165,021	17,383,902
17 Saldo Laba ( <i>Profit/Loss</i> )	(35,265)	931,684	1,634,081	23,744,631	27,568,288
18 Komponen Ekuitas Lainnya ( <i>Other Equity Component</i> )	7,510,480	10,716,041	12,208,172	6,553,297	10,350,784
19 Selisih Penilaian Aktiva Tetap ( <i>Diff. between SAK and SAP</i> )	49,884	(45,809)	97	-	-
20 Saldo Laba ( <i>Balance of Profit/Loss</i> )	12,772,206	13,448,820	19,781,457	-	-
<b>21 Jumlah Ekuitas (Total Equities)</b>	<b>29,936,293</b>	<b>39,794,432</b>	<b>49,280,288</b>	<b>50,523,689</b>	<b>70,537,829</b>
<b>22 JUMLAH LIABILITAS &amp; EKUITAS (TOTAL LIAB. &amp; EQ.)</b>	<b>178,824,737</b>	<b>221,552,164</b>	<b>249,286,621</b>	<b>280,940,974</b>	<b>349,986,832</b>

## Usaha Asuransi Jiwa

Life Insurance Business

TABEL : 3.11 / TABLE: 3.11

## LAPORAN LABA (RUGI) KOMPREHENSIF GABUNGAN TAHUN 2010 - 2014

THE CONSOLIDATED STATEMENT OF COMPREHENSIVE INCOME, YEAR 2010 - 2014

Dalam Jutaan Rupiah  
In Million Rupiah

URAIAN / DESCRIPTION	2010	2011	2012	2013	2014
<b>1 PENDAPATAN (REVENUES)</b>					
2 Pendapatan Premi (Premium Income)	75,537,148	92,357,521	102,738,227	106,030,686	104,492,988
3 Premi Reasuransi (Reinsurance Premium)	1,810,675	2,242,751	2,579,393	2,915,273	3,420,300
4 Penurunan (Kenaikan) Premi Yang Belum Merupakan Pendapatan <i>Decrease (Increase) In Unearned Premium Income</i>	(268,267)	(374,347)	(432,481)	276,318	(61,590)
<b>5 Jumlah Pendapatan Premi Neto (Total Net Earned Premium)</b>	<b>73,458,205</b>	<b>89,740,424</b>	<b>99,726,353</b>	<b>103,304,713</b>	<b>101,011,098</b>
6 Hasil Investasi (Investment Yields)	23,363,502	13,697,440	21,887,158	7,908,877	39,584,924
7 Pendapatan Lain (Other Revenues)	1,934,841	1,220,344	1,737,282	2,616,838	2,634,914
<b>8 Jumlah Pendapatan (Total Revenues)</b>	<b>98,756,548</b>	<b>104,658,207</b>	<b>123,350,793</b>	<b>113,850,779</b>	<b>143,230,935</b>
<b>9 BEBAN (EXPENSES)</b>					
<b>10 Klaim dan Manfaat (Claims and Benefits)</b>					
11 Klaim dan Manfaat Dibayar (Claim and Benefit Paid)	51,968,395	58,796,642	69,644,625	73,509,730	69,617,715
12 Klaim Reasuransi (Reinsurance Recovery)	910,231	1,017,388	1,427,667	1,983,711	2,046,309
13 Kenaikan (Penurunan) Cadangan Premi <i>(Increase (Decrease) in Premium Reserves)</i>	23,482,958	21,288,985	23,236,838	9,912,552	35,520,200
14 Kenaikan (Penurunan) Cadangan Klaim <i>(Increase (Decrease) in Claim Reserves)</i>	227,489	148,928	361,371	472,410	522,724
<b>15 Jumlah Beban Klaim dan Manfaat (Total Claims and Benefits)</b>	<b>77,053,782</b>	<b>79,217,167</b>	<b>91,815,167</b>	<b>81,910,981</b>	<b>103,614,330</b>
16 Biaya Akuisisi (Acquisition Cost)					
a. Beban Komisi Tahun Pertama (First Year Commission)	4,263,169	5,104,867	5,997,988	6,161,901	6,355,566
b. Beban Komisi Tahun Lanjutan (Renewal Commission)	1,658,229	1,832,134	2,357,384	2,971,538	2,978,314
c. Beban Komisi Overriding (Overriding Commission)	1,245,100	1,439,744	1,874,763	2,264,653	2,608,684
d. Beban Komisi Lainnya (Other Commission Expenses)	1,242,253	1,367,618	1,722,047	2,110,373	2,033,286
<b>17 Jumlah Biaya Akuisisi (Total Acquisition Cost)</b>	<b>8,408,750</b>	<b>9,744,363</b>	<b>11,952,182</b>	<b>13,508,465</b>	<b>13,975,850</b>
18 Pemasaran (Marketing Expenses)	1,669,174	1,506,836	1,844,283	1,796,276	2,014,207
19 Umum dan Administrasi (General and Administration Expenses)	4,879,918	6,138,916	7,227,172	8,211,668	9,481,980
20 Hasil (Beban) Lain (Others)	(73,309)	44,271	(301,181)	444,574	377,692
<b>21 JUMLAH BEBAN (TOTAL EXPENSES)</b>	<b>92,084,932</b>	<b>96,563,011</b>	<b>113,139,985</b>	<b>104,982,816</b>	<b>128,708,674</b>
<b>22 LABA (RUGI) SEBELUM PAJAK (INCOME BEFORE TAX)</b>	<b>6,671,582</b>	<b>8,808,291</b>	<b>10,210,808</b>	<b>8,847,612</b>	<b>14,522,262</b>
23 PAJAK (TAXES)	544,994	1,501,151	1,643,341	2,096,538	1,711,812
<b>24 LABA (RUGI) SETELAH PAJAK (INCOME AFTER TAX)</b>	<b>6,126,588</b>	<b>7,307,140</b>	<b>8,567,467</b>	<b>6,751,074</b>	<b>12,810,449</b>
25 Pendapatan Komprehensif (Comprehensive Income)				(3,975,106)	3,035,947
<b>26 Total Laba Rugi Komprehensif (Total Comprehensive Loss/Income)</b>	<b>6,126,588</b>	<b>7,307,140</b>	<b>8,567,467</b>	<b>2,775,967</b>	<b>15,846,397</b>



TABEL: 3.12.1A/TABLE: 3.12.1A  
LAPORAN PREMI PERTANGGUNGAN BARU PER CABANG ASURANSI TAHUN 2014  
FIRST YEAR PREMIUM REPORT PER LINE OF BUSINESS YEAR 2014

NO	Nama Perusahaan Name of Companies	Asuransi Kematian Term Insurance	DwiGuna Endowment	Seumur Hidup Whole Life	Anuitas Umum Annuity	Anuitas Dana Pension/Annuity	Kecelakaan Diri Personal Accident	Kesehatan Health	Produk Lain Other Product	Produk Investasi Investment Product	Jumlah Total		
											(1)	(2)	(3)
<b>PERUSAHAAN ASURANSI JIWA SWASTA NASIONAL</b>													
<i>PRIVATE NATIONAL LIFE INSURANCE COMPANIES</i>													
1	PT Asuransi Jiwa Adisarana Wanaartha	1.835	3.185.023	916	-	-	-	25.095	-	4.542	-	3.217.411	
2	PT Asuransi Financial Wira mitra Damai Aksana (d/h PT Agrapana Aksata)	-	-	-	-	-	71	-	-	44.994	-	45.065	
3	PT Asuransi Jiwa Bakrie*	-	-	-	-	-	-	-	-	-	-	-	
4	PT BNI Life Insurance	220.488	37.754	3.325	12.232	-	18.531	228.207	-	286.809	-	807.346	
5	PT Asuransi Jiwa Brngin Jiwa Segahera	1.479.627	57.774	7.664	87.650	-	2.431	136.763	-	44.977	-	1.816.875	
6	Asuransi Jiwa Bersama Bumiputera 1912	278.470	1.295.666	19	-	378.124	3.684	72.699	-	11.489	-	2.040.131	
7	PT Asuransi Jiwa Central Asia Raya	71.800	85.098	2.031	-	-	695	189.500	-	47.492	-	396.616	
8	PT Equity Life Indonesia	31.402	60.216	4.106	-	-	6.067	60.953	-	-	-	162.734	
9	PT Heika Eka Life Insurance	244.684	-	-	-	-	624	-	-	-	-	245.318	
10	PT Indolie Pensiortama	1.199	7.736.251	121	-	-	-	-	-	-	-	7.737.571	
11	PT Asuransi Jiwa InHealth Indonesia	5.089	1.150	-	-	-	516	1.392.676	-	-	-	1.399.431	
12	PT Asuransi Jiwasraya (Persero)	860.183	461.554	1	329.908	-	51.628	15.138	3.434.655	113.046	-	5.256.115	
13	PT Asuransi Kresna Life (d/h PT A.J. Mira Life)	33.024	16.461	-	-	-	2.591	50.086	-	700	-	102.862	
14	PT Asuransi Jiwa Mega Life	138.998	89.594	7	-	-	334	850.949	-	828	-	1.080.710	
15	PT MNC Life Assurance (d/h PT JOB Life Sun Assurance)	69.298	10.892	222	-	-	4.982	106.779	-	9.910	-	204.062	
16	PT Hanvia Life Insurance Indonesia (d/h PT Multicoor Life Insurance)	3.625	280	-	-	-	182	958	-	-	-	6.892	
17	PT Pann Datch Life (d/h PT Pann Anugrah Life)	61.355	3.029.412	-	-	-	3	218	-	116.789	-	3.207.776	
18	PT Pasiraya Life Insurance	7.208	-	-	-	-	-	-	-	-	-	7.208	
19	PT Asuransi Jiwa Recapital	12.449	1.555	25	-	-	902	135.478	-	441	-	150.850	
20	PT Asuransi Jiwa Seguis Financial	9.011	102	8	-	-	535	9.145	-	-	-	18.800	
21	PT Asuransi Jiwa Seguis Life	30.642	65.997	36.930	-	-	438	227	-	245.239	-	379.472	
22	PT Asuransi Jiwa Tuqu Mandiri	2.039	11.197	-	-	-	87	3.924	-	31.556	-	48.804	
23	PT Asuransi Jiwa Mega Indonesia	12.452	-	-	-	-	-	2.075	-	16.885	-	31.412	
24	PT Asuransi Jiwa Reliance***	135.663	-	-	-	-	3	-	-	-	-	135.666	
25	PT Central Asia Financial***	41	37	-	-	-	4	0	-	977	-	1.059	
26	PT Asuransi Jiwa Indosurya Sukses***	855	-	-	-	-	525	1.086	-	-	-	2.486	
27	PT Sinegri Proteksi Indonesia (d/h PT. Brent Asuransi Jiwa)**	82	-	-	-	-	18	-	-	-	-	100	
28	PT Asuransi Jiwa Taspen***	166	131.144	-	-	-	-	-	-	-	-	131.310	
29	PT Asuransi Jiwa Sinarsari Indonesia**	-	-	-	-	-	-	-	-	-	-	-	
30	PT Asuransi Jiwa BCA***	-	-	-	-	-	-	-	-	-	-	-	
31	PT Lippo Life Assurance**	-	-	-	-	-	-	-	-	-	-	-	
<b>JUMLAH / SUBTOTAL</b>		<b>3.711.695</b>	<b>16.267.157</b>	<b>55.364</b>	<b>429.790</b>	<b>378.124</b>	<b>94.801</b>	<b>2.433.835</b>	<b>3.434.655</b>	<b>1.828.642</b>	<b>28.634.063</b>		
<b>PERUSAHAAN ASURANSI JIWA PATUNGAN</b>													
<i>JOINT VENTURE LIFE INSURANCE COMPANIES</i>													
1	PT Ace Life Assurance (d/h PT A.J. Bhumi Artha Reksatama)	92.157	438	391	-	-	1	237	-	230.538	-	323.763	
2	PT AIA Financial (d/h PT AIG Life)	229.077	349.709	2.258	-	-	4.409	115.113	-	1.405.624	-	2.106.190	
3	PT Asuransi Allianz Life Indonesia	3.489.094	222.587	381	-	-	2.646	182.715	-	863.259	-	4.760.682	
4	PT Asuransi Aviva Indonesia (d/h PT Winterthur Life Indonesia)	15.687	97	-	-	-	2.082	90.000	-	14.062	-	121.937	
5	PT Avriyl Assurance (d/h PT Asuransi AIA Indonesia)	-	726.786	412	-	-	1.145	3.500	-	67.842	-	789.485	
6	PT AXA Financial Indonesia	3.322	-	-	-	-	1.005	77.928	-	103.509	-	185.764	
7	PT AXA Life Indonesia	25.835	-	-	-	-	138	29.300	-	-	-	55.273	
8	PT AXA Mandiri Financial Services	700.571	-	-	-	-	154.053	154.053	-	1.675.275	-	2.535.084	
9	PT Asuransi CIGNA	400.829	13	3.982	-	-	73.555	83.755	76.902	8.117	-	647.134	
10	PT CMB Sun Life (d/h PT Commerce International)	48.966	250	-	-	-	8.691	26.858	-	413.087	-	497.852	
11	PT Commonwealth Life (d/h PT Astira CMG Life)	113.398	72.731	-	-	-	243	411	-	858.959	-	1.045.742	
12	PT Asuransi Jiwa Generali Indonesia (d/h PT A.J. Arta Mandiri Prima)	82.214	-	-	-	-	1.656	30.930	-	200.705	-	315.505	
13	PT Great Eastern Life Indonesia	10.763	108.898	-	-	-	856	99.773	-	90.773	-	220.311	
14	PT Tokio Marine Life (d/h PT IMAA Life Assurance)	4.139	-	-	-	-	66	1.289	-	36.941	-	42.414	
15	PT Prudential Life Assurance	7.615	-	-	2	-	4.838	98.805	-	1.805.247	-	1.916.507	
16	PT Prudential Life Assurance	88.430	15.552	3.517	-	-	11.763	141.429	-	5.048.111	-	5.308.792	
17	PT Asuransi Jiwa Sinar Mas MSIG	107.160	6.556.589	1.041	-	-	1.474	78.357	-	95.265	-	6.839.886	
18	PT Sun Life Financial Indonesia	2.404	37.922	-	-	-	273	5.305	-	204.700	-	250.605	
19	PT Zurich Topas Life (d/h PT Mayapada Life)	790	-	-	-	-	282	-	-	96.058	-	97.130	
<b>JUMLAH / SUBTOTAL</b>		<b>5.422.450</b>	<b>8.091.572</b>	<b>11.964</b>	<b>2</b>	<b>119.472</b>	<b>1.120.821</b>	<b>13.246.874</b>	<b>76.902</b>	<b>13.246.874</b>	<b>28.090.057</b>		
<b>JUMLAH SELURUHNYA / GRAND TOTAL</b>		<b>9.134.145</b>	<b>24.358.730</b>	<b>67.327</b>	<b>429.792</b>	<b>378.124</b>	<b>214.273</b>	<b>3.554.655</b>	<b>3.511.557</b>	<b>15.075.515</b>	<b>56.724.120</b>		

Keterangan / Notes :

\*) Tidak Menyampaikan Laporan / Have Not Submitted Annual Report

\*\*) Pencabutan Izin Usaha / Licenses Have Been Removed

\*\*\*) Pemberian Izin Usaha Baru / New Licenses

Usaha Asuransi Jiwa  
Life Insurance Business

TABEL 3.12-1B/TABLE 3.12.1B  
LAPORAN PREMI LANJUTAN PER CABANG ASURANSI TAHUN 2014  
CONTINUANCE PREMIUM REPORT PER LINE OF BUSINESS YEAR 2014

NO	Nama Perusahaan Name Of Companies	Asuransi Komatan Term Insurance	DwiGuna Endowment	Seumur Hidup Whole Life	Anuitas Umum Annuity	Anuitas Dana Pensiun Pension Annuity	Kecelakaan Diri Personal Accident	Kesehatan Health	Produk Lain Other Product	Produk Investasi Investment Product	Dalam Jutaan Rupiah In Million Rupiah	
											(1)	(2)
<b>PERUSAHAAN ASURANSI JIWA SWASTA NASIONAL</b>												
<i>PRIVATE VENTURE LIFE INSURANCE COMPANIES</i>												
1	PT Asuransi Jiwa Adisarana Wanaartha	-	15.584	-	1	-	-	-	-	-	3.449	19.035
2	PT Asuransi Finansial Wira Mitra Daradialeksana (dth. PT. Aqapanna Aksata)	-	-	-	-	-	-	-	-	-	4.747	4.747
3	PT Asuransi Jiwa Bakrie*	-	-	-	-	-	-	-	-	-	-	-
4	PT BNI Life Insurance	1.357	35.624	6.406	3.389	-	190.849	-	-	-	401.152	638.777
5	PT Asuransi Jiwa Brngin. Jiwa Sejahtera	2.415	86.423	1	1.787	-	14.536	-	-	-	12.764	127.927
6	Asuransi Jiwa Bersama Bumiputera 1912	5.270	3.039.294	191.303	1.906	-	1.168	-	-	-	3.289	3.242.386
7	PT Asuransi Jiwa Central Asia Raya	9.137	28.623	677	23.422	-	217.187	-	-	-	147.545	426.592
8	PT Equity Life Indonesia	22.637	27.806	6.520	2.673	-	173.465	-	-	-	-	233.100
9	PT Heika Eas Life Insurance	-	-	-	-	-	-	-	-	-	-	-
10	PT Indole Pensiunan	-	603	131	-	-	-	-	-	-	-	734
11	Asuransi Jiwa Indisa Indonesia	-	956	-	-	-	-	-	-	-	-	956
12	PT Asuransi Jiwa Indisa Raya	8.923	337.276	405	404.215	-	8.983	282.094	-	-	66.958	1.108.126
13	PT Asuransi Kencana Life (dth. PT. A.J. Mira Life)	4	-	-	-	-	670	-	-	-	920	920
14	PT Asuransi Jiwa Mepa Life	8.446	4.043	247	-	-	16.669	-	-	-	8.286	37.720
15	PT MNC Life Assurance (dth. PT. JOEB Life Sun Assurance)	-	880	174	-	-	83	-	-	-	54.329	55.466
16	PT Hanwa Life Insurance Indonesia (dth. PT. Multicor Life Insurance)	-	-	-	-	-	-	-	-	-	4.594	4.594
17	PT Pann Daiichi Life (dth. PT. Pann Anugrah Life)	28.974	82.921	3.762	-	-	221	-	-	-	360.785	476.681
18	PT Pasaraya Life Insurance	-	-	-	-	-	-	-	-	-	-	-
19	PT Asuransi Jiwa Receptal	34	2.923	33	515	-	-	-	-	-	4.237	7.741
20	PT Asuransi Jiwa Sequis Financial	11.704	2.534	678	-	750	2.447	-	-	-	-	18.114
21	PT Asuransi Jiwa Sequis Life	7.661	143.856	62.529	1.342	-	2.698	-	-	-	1.485.688	1.703.563
22	PT Asuransi Jiwa Tugu Mandiri	17	45.897	9	-	-	21.971	-	-	-	122.530	180.224
23	PT Asuransi Jiwa Mega Indonesia	-	-	-	-	-	-	-	-	-	9.940	9.940
24	Asuransi Jiwa Perdana**	-	-	-	-	-	-	-	-	-	-	-
25	PT Asuransi Jiwa Perdana***	-	-	-	-	-	-	-	-	-	-	-
26	PT Asuransi Jiwa Indrapura Sukses***	-	-	-	-	-	-	-	-	-	1.392	1.392
27	PT Sinergi Prokasi Indonesia (dth. PT. BiremiAsuransi Jiwa)**	-	-	-	-	-	-	-	-	-	-	-
28	PT Asuransi Jiwa Taspen**	781	-	-	-	-	-	-	-	-	-	781
29	PT Asuransi Jiwa Sinansari Indonesia**	-	-	-	-	-	-	-	-	-	-	-
30	PT Asuransi Jiwa BCA**	-	-	-	-	-	-	-	-	-	-	-
31	PT Lippe Life Assurance**	-	-	-	-	-	-	-	-	-	-	-
<b>JUMLAH / SUBTOTAL</b>			<b>105.976</b>	<b>3.865.622</b>	<b>310.167</b>	<b>404.372</b>	<b>12.030</b>	<b>636.935</b>	<b>282.094</b>	<b>2.692.756</b>	<b>8.309.541</b>	
<b>PERUSAHAAN ASURANSI JIWA RATINGAN</b>												
<i>JOINT VENTURE LIFE INSURANCE COMPANIES</i>												
1	PT Axa Life Assurance (dth. PT. A.J. Bhumi Anha Reksalima)	1.179	891	878	-	-	240	-	-	-	605.793	608.982
2	PT AIA Financial (dth. PT. AIG Life)	42.225	288.075	78.988	-	-	38.746	247.801	-	-	3.845.165	4.551.101
3	PT Asuransi Allianz Life Indonesia	1.183.087	1.148	8.283	-	-	1.090	493.232	-	-	3.743.968	5.430.808
4	PT Asuransi Aviva Indonesia (dth. PT. Winterthur Life Indonesia)	11.979	814	1.200	-	-	1.835	359.639	-	-	199.199	574.667
5	PT Aviva Assurance (dth. PT. Asuransi AIA Indonesia)	487	17.480	8.553	-	-	8.553	53.354	-	-	486.388	595.594
6	PT Axa Financial Indonesia	9.312	2.002	449	-	-	6.052	143.956	-	-	705.600	966.971
7	PT Axa Life Indonesia	3.215	-	-	-	-	-	26.354	-	-	-	29.568
8	PT Axa Mutual Financial Services	1.137	1.143	42.893	-	-	42.893	3.868.670	-	-	3.868.670	5.29.588
9	PT PT CIGB (dth. PT. Commerce International)	152.281	1.143	74.422	-	-	74.422	200.149	85.553	-	51.267	583.538
10	PT CIMB Sun Life (dth. PT. Commerce International)	34.762	11.759	14.814	-	-	14.814	28.939	-	-	46.496	136.268
11	PT Commonwealth Life (dth. PT. Astra CIGL Life)	12.292	147.172	4.027	-	-	11.288	37.491	-	-	518.779	731.049
12	PT Asuransi Jiwa General Indonesia (dth. PT. A.J. Anja Mandiri Prima)	30.495	3.179	8.082	-	-	9.293	196.979	-	-	1.307.566	1.544.334
13	PT Great Eastern Life Indonesia	-	-	79	-	-	69.173	-	-	-	657.264	737.765
14	PT Tokio Marine Life (dth. PT. MAA Life Assurance)	38.286	-	-	-	-	222.985	-	-	-	32.157	32.157
15	PT Asuransi Jiwa Manulife Indonesia	27.455	8.071	16.650	-	-	3.911	42.517	-	-	1.819.723	2.106.215
16	PT Prudential Life Assurance	6.592	50.474	258	-	-	1.911	86.789	-	-	19.116.792	19.194.914
17	PT Asuransi Jiwa Shin Mas. MSIG	3.765	169.892	8.171	-	-	63.979	-	-	-	163.626	313.875
18	PT Sun Life Financial Indonesia	8.755	-	45.411	-	-	275	-	-	-	338.383	634.561
19	PT Zurich Topas Life (dth. PT. Mayapada Life)	407	-	-	-	-	-	-	-	-	64.358	65.041
<b>JUMLAH / SUBTOTAL</b>			<b>2.701.926</b>	<b>713.524</b>	<b>184.196</b>	<b>8.071</b>	<b>239.566</b>	<b>2.943.975</b>	<b>95.553</b>	<b>37.591.045</b>	<b>44.477.235</b>	
<b>JUMLAH SELURUHNYA / GRAND TOTAL</b>			<b>2.807.902</b>	<b>4.579.345</b>	<b>494.354</b>	<b>412.443</b>	<b>251.595</b>	<b>377.627</b>	<b>40.283.301</b>	<b>62.786.776</b>		

Keterangan / Notes :  
 \*) Tidak Menyampaikan Laporan / Have Not Submitted Annual Report  
 \*\*) Pencabutan Izin Usaha / License Have Been Removed  
 \*\*\*) Penembaran Izin Usaha Baru / New Licenses

Usaha Asuransi Jiwa  
Life Insurance Business

TABEL: 3.12/TABLE 3.12.2  
LAPORAN PREMI MURNI PER CABANG ASURANSI TAHUN 2014  
NET PREMIUM REPORT PER LINE OF BUSINESS YEAR 2014

NO	Nama Perusahaan Name Of Companies	Asuransi Kemalan Term Insurance	DwiGuna Endowment	Sumur Hidup Whole Life	Anuitas Unum Annuity	Anuitas Dana Prestasi Professor Annuity	Keelakaan Diri Personal Accident	Kesehatan Health	Produk Lain Other Product	Produk Investasi Investment Product	Dalam Jutean Rupiah In Million Rupiah	
											(11)	(12)
(1)	(2)	(3)	(4)	(5)	(6)	(7)	(8)	(9)	(10)	(11)	(12)	
<b>PERUSAHAAN ASURANSI JIWA SWASTA NASIONAL</b>												
<i>PRIVATE MATION LIFE INSURANCE COMPANIES</i>												
1	PT Asuransi Jiwa Adisarana Wanaartha	1.733	2.885.938	653	-	-	-	21.047	-	4.542	2.913.913	
2	PT Asuransi Finansial Wiraantra Danadiakama (dih. PT Agrapana Aksata)	-	-	-	-	-	53	-	-	11.382	11.435	
3	PT Asuransi Jiwa Bakrie*	-	-	-	-	-	-	-	-	-	-	
4	PT BNL Life Insurance	149.218	48.490	5.847	8.562	-	17.426	290.009	-	567.255	1.086.808	
5	PT Asuransi Jiwa Brinigi Jiwa Selajehtra	1.474.540	139.510	20.335	87.641	-	1.975	110.345	16.301	1.850.647	1.850.647	
6	Asuransi Jiwa Bersama Bumiputera 1912	194.750	3.401.562	158.349	-	-	4.092	50.670	14.778	167.705	3.624.192	
7	PT Asuransi Jiwa Central Asia Raya	53.724	94.884	17.109	-	-	570	339.308	-	167.705	673.301	
8	PT Equity Life Indonesia	32.185	61.580	7.470	-	-	6.111	164.093	-	271.439	271.439	
9	PT Hekeks Eka Life Insurance	200.497	-	-	-	-	406	-	-	-	200.903	
10	PT Indofie Pensiortama	486	7.596.599	102	-	-	-	-	-	7.597.187	7.597.187	
11	PT Asuransi Jiwa InHealth Indonesia	2.944	2.031	-	-	-	387	1.113.764	-	-	1.119.127	
12	PT Asuransi Jiwastaya (Persero)	773.371	720.607	9	701.255	-	35.838	19.371	2.983.546	63.108	5.277.103	
13	PT Asuransi Kresna Life (dih. PT A.J. Mira Life)	28.072	15.901	-	-	-	2.149	37.726	-	1.370	85.219	
14	PT Asuransi Jiwa Mega Life	117.954	87.157	178	-	-	268	13.146	-	899.235	1.077.937	
15	PT MNC Life Assurance (dih. PT UOB Life Sun Assurance)	50.062	11.200	267	-	-	3.988	85.474	-	207.373	207.373	
16	PT Hanwa Life Insurance Indonesia (dih. PT Multicoor Life Insurance)	3.006	2.178.533	-	-	-	182	958	-	5.069	9.488	
17	PT Panin Daiichi Life (dih. PT Panin Anugrah Life)	63.230	-	2.634	-	-	14	307	-	329.861	2.974.699	
18	PT Pasaraya Life Insurance	67.26	-	-	-	-	-	-	-	-	67.26	
19	PT Asuransi Jiwa Recaptial	10.172	3.848	40	-	-	689	106.328	-	2.207	123.283	
20	PT Asuransi Jiwa Securis Financial	16.406	9.274	503	-	-	1.025	9.274	-	-	29.051	
21	PT Asuransi Jiwa Securis Life	29.918	147.384	47.612	-	-	2.437	1.256	-	1.793.316	2.022.133	
22	PT Asuransi Jiwa Tugu Mandiri	11.101	40.636	5	-	-	44	15.796	-	607	27.209	
23	PT Asuransi Jiwa Tugu Mandiri	-	-	-	-	-	-	-	-	-	-	
24	PT Asuransi Jiwa Tugu Mandiri	-	-	-	-	-	-	-	-	-	-	
25	PT Centagi Asia Financial***	27	8	-	-	-	2	0	-	1.998	2.034	
26	PT Asuransi Jiwa Indoring Sukses***	538	-	-	-	-	210	923	-	-	1.671	
27	PT Smeraj Proteksi Indonesia (dih. PT. Brent Asuransi Jiwa)***	45	-	-	-	-	10	-	-	-	55	
28	PT Asuransi Jiwa Taspen***	116	118.872	-	-	-	-	-	-	-	118.989	
29	PT Asuransi Jiwa Sinansari Indonesia**	-	-	-	-	-	-	-	-	-	-	
30	PT Asuransi Jiwa BCA***	-	-	-	-	-	-	-	-	-	-	
31	PT Lippo Life Assurance***	-	-	-	-	-	-	-	-	-	-	
<b>JUMLAH / SUBTOTAL</b>		<b>3.210.853</b>	<b>17.857.164</b>	<b>261.112</b>	<b>797.458</b>	<b>-</b>	<b>77.878</b>	<b>2.379.795</b>	<b>2.963.546</b>	<b>3.922.176</b>	<b>31.169.982</b>	
<b>PERUSAHAAN ASURANSI JIWA PATUNGAN</b>												
<i>JOINT VENTURE LIFE INSURANCE COMPANIES</i>												
1	PT Ace Life Assurance (dih. PT A. J. Bumi Artha Reksatama)	39.409	1.089	1.041	-	-	2	239	-	661.317	703.096	
2	PT AIA Financial (dih. PT AIG Life)	154.640	643.630	74.421	-	-	32.981	335.678	-	3.690.013	4.931.363	
3	PT Asuransi Allianz Life Indonesia	4.193.997	222.337	8.497	-	-	3.090	602.832	-	4.827.227	9.657.980	
4	PT Asuransi Aviva Indonesia (dih. PT Winterthur Life Indonesia)	17.712	560	772	-	-	3.504	306.365	-	163.266	482.180	
5	PT Avist Assurance (dih. PT Asuransi AIA Indonesia)	157	735.622	17.319	-	-	2.134	12.962	-	554.030	1.322.124	
6	PT Axa Financial Indonesia	7.651	1.213	272	-	-	4.274	134.139	-	809.109	956.658	
7	PT Axa Life Indonesia	22.621	-	-	-	-	138	2.947	-	-	25.705	
8	PT Axa Mandiri Financial Services	1.534.680	-	-	-	-	46.390	561.466	-	5.248.882	7.411.418	
9	PT Asuransi CIGNA	420.217	1.077	10.388	-	-	20.526	209.526	127.522	45.675	894.647	
10	PT CIMB Sun Life (dih. PT Astra CMC Life )	66.018	11.929	-	-	-	21.851	45.947	-	451.498	596.844	
11	PT Commonwealth Life (dih. PT Astra CMC Life )	96.769	189.523	3.987	-	-	9.186	34.412	-	1.377.738	1.711.626	
12	PT Asuransi Jiwa Generali Indonesia (dih. PT A.J. Arta Mandiri Prima)	-	-	-	-	-	-	-	-	1.508.272	1.508.272	
13	PT Great Eastern Life Indonesia	3.072	81.886	55	-	-	49.020	794.719	-	856.460	856.460	
14	PT Tokio Marine Life (dih. PT MAA Life Assurance)	23.272	-	-	-	-	46	988	-	57.723	61.669	
15	PT Prudential Life Assurance	32.346	18.115	3.020	-	-	6.990	133.791	-	3.624.371	3.732.023	
16	PT Asuransi Jiwa Sinar Nusa MSIG	73.954	6.392.583	6.778	-	-	2.211	147.36	-	24.164.894	24.439.944	
17	PT Sun Life Financial Indonesia	4	112.181	19.049	-	-	9.937	7.699.466	-	13.666.189	13.666.189	
18	PT Sun Life Financial Indonesia	4	112.181	19.049	-	-	9.937	7.699.466	-	13.666.189	13.666.189	
19	PT Zurich Topaz Life (dih. PT. Mayapada Life)	686	-	-	-	-	434	-	-	160.416	161.745	
<b>JUMLAH / SUBTOTAL</b>		<b>6.781.767</b>	<b>8.408.607</b>	<b>145.610</b>	<b>-</b>	<b>-</b>	<b>235.010</b>	<b>2.756.029</b>	<b>127.522</b>	<b>55.509.297</b>	<b>73.964.841</b>	
<b>JUMLAH SELURUHNYA / GRAND TOTAL</b>		<b>9.992.619</b>	<b>25.966.771</b>	<b>406.722</b>	<b>797.458</b>	<b>-</b>	<b>312.888</b>	<b>5.135.824</b>	<b>3.091.067</b>	<b>59.431.473</b>	<b>105.134.823</b>	

Keterangan / Notes :

\*) Tidak Menyampaikan Laporan / Have Not Submitted Annual Report

\*\*) Pencabutan Ijin Usaha / Licenses Have Been Removed

\*\*\*) Pemberian Ijin Usaha Baru / New Licenses

Usaha Asuransi Jiwa  
Life Insurance Business

TABEL 3.12.3/TABLE 3.12.3  
LAPORAN ASUMSI BIAYA PER CABANG ASURANSI TAHUN 2014  
LOADING ASSUMPTION REPORT PER LINE OF BUSINESS YEAR 2014

NO (1)	Nama Perusahaan Name Of Companies (2)	Asuransi Komatian Term Insurance (3)	DwiGuna Endowment (4)	Sumur Hidup Whole Life (5)	Anuitas Umum Annuity (6)	Anuitas Dana Pensiun Pension Annuity (7)	Kecelakaan Diri Personal Accident (8)	Kesehatan Health (9)	Produk Lain Other Product (10)	Produk Investasi Investment Product (11)	Dalam Jutaan Rupiah in Million Rupiah (12)	
											Jumlah Total	Jumlah Total
<b>PERUSAHAAN ASURANSI JIWA SWASTA NASIONAL</b> PRIVATE MATOWN LIFE INSURANCE COMPANIES												
1	PT Asuransi Jiwa Adisarana Wanaartha	102	314.669	264	-	-	-	4.048	-	-	289	319.373
2	PT Asuransi Financial Wira mitra Demadiksana (dth PT Agripana Aksata)	-	-	-	-	-	25	-	-	-	54.644	54.669
3	PT Asuransi Jiwa Bakrie*	-	-	-	-	-	-	-	-	-	-	-
4	PT BNI Life Insurance	72.628	24.887	3.885	3.670	-	4.494	129.046	-	-	117.237	355.847
5	PT Asuransi Jiwa Brinji Jiwa Sejahtera	5.374	14.687	1.856	10	-	455	27.815	-	-	872	51.068
6	Asuransi Jiwa Bersama Bumiputera 1912	88.990	933.397	32.961	27	119.604	1.487	23.196	-	-	10.111	1.209.774
7	PT Asuransi Jiwa Central Asia Raya	27.864	3.301	1.083	-	-	770	67.378	-	-	87.956	188.352
8	PT Equity Life Indonesia	23.651	32.965	5.091	-	-	3.584	94.957	-	-	160.248	244.145
9	PT Heksa Eka Life Insurance	44.196	-	-	-	-	219	-	-	-	-	44.415
10	PT Indolife Pensioltama	6	29.706	6	-	-	-	-	-	-	-	29.718
11	PT Asuransi Jiwa InHealth Indonesia	2.145	76	-	76	-	-	278.911	-	-	-	281.261
12	PT Asuransi Ikrasraya (Pensora)	45.883	42.210	0	39.131	-	1.997	1.251	82.165	-	77.639	290.277
13	PT Asuransi Ikrasraya Life (dth PT A.J. Miria Life)	4.955	561	-	-	-	451	12.606	-	-	463	19.026
14	PT Asuransi Jiwa Mega Life	21.031	3.484	2	-	-	80	959	-	-	159.853	188.379
15	PT MNC Life Assurance (dth PT UOB Life Sun Assurance)	19.235	571	129	-	-	2.455	23.259	-	-	11.286	56.935
16	PT Hanwa Life Insurance Indonesia (dth PT Multicoor Life Insurance)	619	7	-	-	-	-	-	-	-	1.295	1.921
17	PT Panin Daiichi Life (dth PT Panin Anugrah Life)	26.042	113.503	752	-	-	4	116	-	-	160.903	301.322
18	PT Pasaraya Life Insurance	482	-	-	-	-	-	-	-	-	-	482
19	PT Asuransi Jiwa Recapital	2.311	630	18	-	-	202	29.665	-	-	511	33.338
20	PT Asuransi Jiwa Sequis Financial	20.131	3.043	791	-	-	1.334	11.713	-	-	-	37.013
21	PT Asuransi Jiwa Sequis Life	7.026	99.963	63.252	-	-	776	244	-	-	472.558	643.817
22	PT Asuransi Jiwa Tugu Mandiri	9.25	16.258	4	-	-	44	10.099	-	-	16.542	43.872
23	PT Asuransi Jiwa Mega Indonesia	5.430	-	-	-	-	-	1.292	-	-	7.936	14.658
24	PT Asuransi Jiwa Reliance***	-	-	-	-	-	-	-	-	-	-	-
25	PT Central Asia Financial***	14	29	-	-	-	3	0	-	-	51	97
26	PT Asuransi Jiwa Indosurya Sukses***	317	-	-	-	-	315	163	-	-	-	795
27	PT Sinegi Proteksi Indonesia (dth PT Brent Asuransi Jiwa)**	36	-	-	-	-	9	-	-	-	-	45
28	PT Asuransi Jiwa Taspen***	-	-	-	-	-	-	-	-	-	-	-
29	PT Asuransi Jiwa Sinansari Indonesia***	-	-	-	-	-	-	-	-	-	-	-
30	PT Asuransi Jiwa BCA***	-	-	-	-	-	-	-	-	-	-	-
31	PT Lipbo Life Assurance***	-	-	-	-	-	-	-	-	-	-	-
<b>JUMLAH / SUBTOTAL</b>		<b>419.393</b>	<b>1.633.947</b>	<b>110.095</b>	<b>42.838</b>	<b>119.604</b>	<b>18.803</b>	<b>716.720</b>	<b>821.65</b>	<b>1.180.136</b>	<b>4.323.701</b>	<b>4.323.701</b>
<b>PERUSAHAAN ASURANSI JIWA PATUNGAN</b> JOINT VENTURE LIFE INSURANCE COMPANIES												
1	PT Ace Life Assurance (dth PT A.J. Bhumi Alpha Reksalama)	49.315	265	250	-	-	0	72	-	-	186.554	236.456
2	PT AIA Financial (dth PT AIG Life)	152.517	96.230	47.701	-	-	30.878	116.083	-	-	2.155.370	2.597.779
3	PT Asuransi Allianz Life Indonesia	7.117.93	12.585	601	-	-	833	106.912	-	-	1.293.919	2.126.642
4	PT Asuransi Aviva Indonesia (dth PT Winterturur Life Indonesia)	5.953	50	249	-	-	397	72.127	-	-	9.929	88.705
5	PT Avriest Assurance (dth PT Asuransi AIA Indonesia)	1.01	56.640	6.251	-	-	12.255	14.035	-	-	207.378	296.661
6	PT Axa Financial Indonesia	4.952	790	177	-	-	2.783	87.345	-	-	319.083	415.159
7	PT Axa Life Indonesia	18.377	-	-	-	-	-	32.830	-	-	-	51.207
8	PT Axa Mandiri Financial Services	283.757	-	-	-	-	1.688	262.997	-	-	849.946	1.388.387
9	PT Asuransi CIGNA	132.893	78	1.565	-	-	67.786	75.078	44.913	-	137.09	336.022
10	PT CIMB Sun Life (dth PT Commerce International)	24.927	5.391	-	-	-	16.659	40.163	-	-	41.891	129.031
11	PT Commonwealth Life (dth PT Astra CNG Life)	112.157	251.204	5.033	-	-	11.532	32.146	-	-	173.891	585.962
12	PT Asuransi Jiwa Generali Indonesia (dth PT A.J. Alta Mandiri Prima)	9.343	-	-	-	-	-	6.742	-	-	272.836	289.073
13	PT Great Eastern Life Indonesia	19.047	170.438	73	-	-	53	65.656	-	-	228.828	484.095
14	PT Toka Marine Life (dth PT MAA Life Assurance)	718	-	-	-	-	7	144	-	-	27.847	28.716
15	PT Asuransi Jiwa Manulife Indonesia	14.762	4.886	4.886	-	-	4.886	66.957	-	-	422.761	509.658
16	PT Prudential Life Assurance	103.879	8.690	1.883	-	-	21.002	235.433	-	-	6.895.278	7.266.166
17	PT Asuransi Jiwa Sinar Mas NSIG	37.271	214.520	1.573	-	-	811	41.012	-	-	99.266	394.473
18	PT Sun Life Financial Indonesia	7.564	134.573	22.936	-	-	4.462	40.140	-	-	316.690	526.365
19	PT Zurich Topas Life (dth PT Wiyapada Life)	301	-	-	-	-	124	-	-	-	117.131	117.556
<b>JUMLAH / SUBTOTAL</b>		<b>1.689.658</b>	<b>950.454</b>	<b>88.291</b>	<b>492</b>	<b>119.603.9</b>	<b>176.308</b>	<b>1.295.873</b>	<b>44.913</b>	<b>13.632.326</b>	<b>17.878.316</b>	<b>17.878.316</b>
<b>JUMLAH SELURUHNYA / GRAND TOTAL</b>		<b>2.109.051.3</b>	<b>2.584.401.6</b>	<b>198.385.8</b>	<b>43.329.5</b>	<b>119.603.9</b>	<b>195.111.3</b>	<b>2.012.693.5</b>	<b>127.078.1</b>	<b>14.812.462.0</b>	<b>22.202.016.9</b>	<b>22.202.016.9</b>

Keterangan / Notes :  
\*) Tidak Menyampaikan Laporan / Have Not Submitted Annual Report  
) Pencabutan Izin Usaha / Licenses Have Been Removed  
) Pemberian Izin Usaha Baru / New Licenses

## Usaha Asuransi Jiwa

Life Insurance Business

TABEL: 3.12.4 / TABLE: 3.12.4

## LAPORAN PREMI TAHUN 2014

PREMIUM REPORT YEAR 2014

Dalam Jutaan Rupiah

In Million Rupiah

(1)	(2)	(3)	(4)	(5)	(6)
NAMA PERUSAHAAN NAME OF COMPANIES	UNSUR PREMI MURNI NET PREMIUMS	UNSUR PREMI LAINNYA LOADING AND OTHER (ACTUAL)	UNSUR PREMI LAINNYA LOADING AND OTHER (ASSUMPTION)	PREMI GROSS PREMIUMS	
<b>PERUSAHAAN ASURANSI JIWA SWASTA NASIONAL</b>					
<i>PRIVATE NATION LIFE INSURANCE COMPANIES</i>					
1	PT Asuransi Jiwa Adisarana Wanaartha	2,913,913	322,532	319,373	3,236,445
2	PT Asuransi Finansial Wiramitra Danadiaksana (d/	11,435	38,377	54,668	49,812
3	PT Asuransi Jiwa Bakrie*	-	-	-	-
4	PT BNI Life Insurance	1,086,808	359,315	355,847	1,446,123
5	PT Asuransi Jiwa Bringin Jiwa Sejahtera	1,850,647	94,166	51,068	1,944,802
6	Asuransi Jiwa Bersama Bumiputera 1912	3,824,192	1,458,324	1,209,774	5,282,516
7	PT Asuransi Jiwa Central Asia Raya	673,301	149,908	188,352	823,208
8	PT Equity Life Indonesia	271,439	124,394	160,248	395,834
9	PT Heksa Eka Life Insurance	200,903	44,415	44,415	245,318
10	PT Indolife Pensiortama	7,597,187	141,117	29,718	7,738,305
11	PT Asuransi Jiwa InHealth Indonesia	1,119,127	281,261	281,261	1,400,388
12	PT Asuransi Jiwasraya (Persero)	5,277,103	1,087,135	290,277	6,364,238
13	PT Asuransi Kresna Life (d/h PT A.J. Mira Life)	85,219	18,573	19,026	103,792
14	PT Asuransi Jiwa Mega Life	1,077,937	40,493	185,379	1,118,430
15	PT MNC Life Assurance (d/h PT UOB Life Sun As	207,373	52,155	56,935	259,528
16	PT Hanwa Life Insurance Indonesia (d/a PT Multic	9,488	1,999	1,921	11,486
17	PT Panin Daichi Life (d/h PT Panin Anugrah Life)	2,574,699	1,109,759	301,322	3,684,457
18	PT Pasaraya Life Insurance	6,726	482	482	7,208
19	PT Asuransi Jiwa Recapital	123,293	35,298	33,338	158,591
20	PT Asuransi Jiwa Sequis Finansial	29,051	7,863	37,013	36,914
21	PT Asuransi Jiwa Sequis Life	2,022,133	60,923	643,817	2,083,056
22	PT Asuransi Jiwa Tugu Mandiri	58,209	180,819	43,872	239,027
23	PT Asuransi Jiwa Mega Indonesia	27,051	14,301	14,658	41,352
24	PT Asuransi Jiwa Reliance ***	-	135,665	-	135,665
25	PT Central Asia Finansial ***	2,034	417	97	2,451
26	PT Asuransi Jiwa Indosurya Sukses ***	1,671	795	795	2,466
27	PT Sinergi Proteksi Indonesia (d/h PT. Brent Asure	-	-	-	-
28	PT. Asuransi Jiwa Taspem***	-	-	-	-
29	PT Asuransi Jiwa Sinansari Indonesia***	-	-	-	-
30	PT Asuransi Jiwa BCA***	-	-	-	-
31	PT Lippo Life Assurance***	-	-	-	-
<b>JUMLAH / SUBTOTAL</b>		<b>31,050,938</b>	<b>5,760,475</b>	<b>4,323,656</b>	<b>36,811,413</b>
<b>PERUSAHAAN ASURANSI JIWA PATUNGAN</b>					
<i>JOINT VENTURE LIFE INSURANCE COMPANIES</i>					
1	PT Ace Life Assurance (d/h PT A.J. Bhumi Artha R	703,096	229,648	236,456	932,744
2	PT AIA Finansial (d/h PT AIG Life)	4,931,363	1,725,928	2,597,779	6,657,291
3	PT Asuransi Allianz Life Indonesia	9,657,980	553,510	2,126,642	10,211,490
4	PT Asuransi Aviva Indonesia (d/h PT Winterthur Li	492,180	204,424	88,705	696,604
5	PT Avrist Assurance (d/h PT Asuransi AIA Indones	1,322,124	72,956	296,661	1,395,080
6	PT Axa Finansial Indonesia	956,658	96,077	415,159	1,052,735
7	PT Axa Life Indonesia	25,705	59,137	51,207	84,842
8	PT Axa Mandiri Financial Services	7,411,418	863,455	1,398,387	8,274,873
9	PT Asuransi CIGNA	894,647	336,022	336,022	1,230,670
10	PT CIMB Sun Life (d/h PT Commerce Internationa	596,844	37,277	129,031	634,120
11	PT Commonwealth Life (d/h PT Astra CMG Life )	1,711,626	65,165	585,962	1,776,791
12	PT Asuransi Jiwa Generali Indonesia (d/h PT A.J. ,	1,508,272	351,567	289,073	1,859,839
13	PT Great Eastern Life Indonesia	895,460	62,636	484,095	958,096
14	PT Tokio Marine Life (d/h PT MAA Life Assurance)	61,669	12,902	28,716	74,571
15	PT Asuransi Jiwa Manulife Indonesia	3,792,023	230,699	509,858	4,022,722
16	PT Prudential Life Assurance	24,435,944	67,763	7,266,166	24,503,707
17	PT Asuransi Jiwa Sinar Mas MSIG	13,666,149	(6,512,388)	394,473	7,153,761
18	PT Sun Life Finansial Indonesia	739,938	145,247	526,365	885,186
19	PT Zurich Topas Life (d/h PT Mayapada Life)	161,745	425	117,556	162,170
<b>JUMLAH / SUBTOTAL</b>		<b>73,964,841</b>	<b>(1,397,549)</b>	<b>17,878,316</b>	<b>72,567,292</b>
<b>JUMLAH SELURUHNYA / GRAND TOTAL</b>		<b>105,015,779</b>	<b>4,362,926</b>	<b>22,201,972</b>	<b>109,378,705</b>

## Keterangan / Notes :

\*) Tidak Menyampaikan Laporan / Have Not Submitted Annual Report

\*\*) Pencabutan Izin Usaha / Licenses Have Been Removed

\*\*\*) Pemberian Izin Usaha Baru / New Licenses

**Perusahaan Asuransi Jiwa**  
Life Insurance Business

**TABEL: 3.13.1/TABLE: 3.13.1**  
**CADANGAN PREMI PER 31 DESEMBER 2014**  
**PREMIUM RESERVE AS AT DECEMBER 31, 2014**

NO	NAMA PERUSAHAAN NAME OF COMPANY	US \$*)	VALAS LAIN OTHER CURRENCY*)	RUPIAH Rp ***)	JUML. DLM. RP. TOTAL Rp ***)	CAD. PREMI	
						TAHUN LALU PREVIOUS PR. Rp ***)	KENAIKAN INCREASE Rp ***)
(1)	(2)	(3)	(4)	(5)	(6)	(7)	(8)
<b>PERUSAHAAN ASURANSI JIWA SWASTA NASIONAL</b>							
<i>PRIVATE NATION LIFE INSURANCE COMPANIES</i>							
1	PT Asuransi Jiwa Adisarana Wanaartha	563	-	1,439,561	1,446,564	1,610,606	(164,042)
2	PT Asuransi Finansial Wiramitra Danadiaksana (d/	-	-	-	-	-	-
3	PT Asuransi Jiwa Bakrie*	-	-	-	-	-	-
4	PT BNI Life Insurance	5,335	-	2,814,050	2,880,412	2,499,928	380,484
5	PT Asuransi Jiwa Bringin Jiwa Sejahtera	462	-	3,139,476	3,145,223	2,784,023	361,199
6	Asuransi Jiwa Bersama Bumiputera 1912	177,109	172,602	27,101,033	29,476,877	5,205,989	24,270,888
7	PT Asuransi Jiwa Central Asia Raya	21,822	271,447	2,062,465	2,605,375	2,313,914	291,461
8	PT Equity Life Indonesia	7,829	-	1,390,766	1,488,153	1,446,102	42,052
9	PT Heksa Eka Life Insurance	-	-	442,718	442,718	394,122	48,596
10	PT Indolife Pensiontama	41,620	-	10,169,927	10,687,681	8,428,142	2,259,539
11	PT Asuransi Jiwa InHealth Indonesia	-	-	3,831	3,831	947	2,884
12	PT Asuransi Jiwasraya (Perseero)	47,889	198,712	15,891,414	16,685,869	14,920,788	1,765,081
13	PT Asuransi Kresna Life (d/h PT A.J. Mira Life)	37	-	96,622	96,622	89,817	6,805
14	PT Asuransi Jiwa Mega Life	869	-	419,265	430,071	730,384	(300,313)
15	PT MNC Life Assurance (d/h PT UOB Life Sun As	214	-	174,591	177,259	102,726	74,532
16	PT Hanwa Life Insurance Indonesia (d/a PT Multic	-	-	11,239	11,239	8,423	2,816
17	PT Panin Daichi Life (d/h PT Panin Anugrah Life)	51,443	-	4,144,780	4,784,728	3,273,323	1,511,405
18	PT Pasaraya Life Insurance	-	-	3,991	3,991	2,086	1,904
19	PT Asuransi Jiwa Recapital	-	-	17,786	17,786	82,893	(65,106)
20	PT Asuransi Jiwa Sequis Financial	-	-	-	-	184,107	(184,107)
21	PT Asuransi Jiwa Sequis Life	-	-	-	-	7,006,097	(7,006,097)
22	PT Asuransi Jiwa Tugu Mandiri	-	-	-	-	-	-
23	PT Asuransi Jiwa Mega Indonesia	-	-	-	-	234,872	(234,872)
24	PT Asuransi Jiwa Reliance ***	-	-	-	-	-	-
25	PT Central Asia Financial ***	-	-	-	-	29,010	(29,010)
26	PT Asuransi Jiwa Indosurya Sukses ***	-	-	1,962	1,962	1,087	874
27	PT Sinergi Proteksi Indonesia (d/h PT. Brent Asure	-	-	-	-	-	-
28	PT. Asuransi Jiwa Taspen***	-	-	110,315	110,315	-	110,315

\*) Dim. Ribuan \*\*\*) Dim. Jutaan Rupiah  
\*) Dim. Ribuan \*\*\*) Dim. Jutaan Rupiah

\*) Dim. Ribuan \*\*\*) Dim. Jutaan Rupiah

\*) Dim. Ribuan \*\*\*) Dim. Jutaan Rupiah

\*) Dim. Ribuan \*\*\*) Dim. Jutaan Rupiah

\*) Dim. Ribuan \*\*\*) Dim. Jutaan Rupiah

\*) Dim. Ribuan \*\*\*) Dim. Jutaan Rupiah

\*) Dim. Ribuan \*\*\*) Dim. Jutaan Rupiah

\*) Dim. Ribuan \*\*\*) Dim. Jutaan Rupiah

\*) Dim. Ribuan \*\*\*) Dim. Jutaan Rupiah

\*) Dim. Ribuan \*\*\*) Dim. Jutaan Rupiah

\*) Dim. Ribuan \*\*\*) Dim. Jutaan Rupiah

\*) Dim. Ribuan \*\*\*) Dim. Jutaan Rupiah

\*) Dim. Ribuan \*\*\*) Dim. Jutaan Rupiah

\*) Dim. Ribuan \*\*\*) Dim. Jutaan Rupiah

\*) Dim. Ribuan \*\*\*) Dim. Jutaan Rupiah

\*) Dim. Ribuan \*\*\*) Dim. Jutaan Rupiah

\*) Dim. Ribuan \*\*\*) Dim. Jutaan Rupiah

\*) Dim. Ribuan \*\*\*) Dim. Jutaan Rupiah

\*) Dim. Ribuan \*\*\*) Dim. Jutaan Rupiah

\*) Dim. Ribuan \*\*\*) Dim. Jutaan Rupiah

\*) Dim. Ribuan \*\*\*) Dim. Jutaan Rupiah

NO	NAMA PERUSAHAAN NAME OF COMPANY	US \$*)	VALAS LAIN OTHER CURRENCY*)	RUPIAH Rp ***)	JUML. DLM. RP. TOTAL Rp ***)	CAD. PREMI	
						TAHUN LALU PREVIOUS PR. Rp ***)	KENAIKAN INCREASE Rp ***)
(1)	(2)	(3)	(4)	(5)	(6)	(7)	(8)
29	PT Asuransi Jiwa Sinansari Indonesia***	-	-	-	-	-	-
30	PT Asuransi Jiwa BCA***	-	-	3,024	3,024	-	3,024
31	PT Lippo Life Assurance***	-	-	-	-	-	-
<b>JUMLAH / SUBTOTAL</b>		<b>355,191</b>	<b>642,761</b>	<b>69,438,442</b>	<b>74,499,782</b>	<b>51,349,386</b>	<b>23,150,396</b>
<b>PERUSAHAAN ASURANSI JIWA PATUNGAN</b>							
<i>JOINT VENTURE LIFE INSURANCE COMPANIES</i>							
1	PT Ace Life Assurance (d/h PT A.J. Bhumii Artha F	276	-	757,834	761,266	458,763	302,503
2	PT AIA Financial (d/h PT AIG Life)	80,506	-	23,085,913	24,087,407	19,823,161	4,264,246
3	PT Asuransi Allianz Life Indonesia	49,327	-	17,889,512	18,503,144	15,228,012	3,275,132
4	PT Asuransi Aviva Indonesia (d/h PT Winterthur Li	653	-	125,830	133,948	114,212	19,736
5	PT Avrist Assurance (d/h PT Asuransi AIA Indones	-	-	7,039	7,039	6,500,431	(6,493,392)
6	PT Axa Financial Indonesia	58,635	-	3,733,961	4,463,386	3,803,189	660,197
7	PT Axa Life Indonesia	-	-	46,692	46,692	3,994	42,698
8	PT Axa Mandiri Financial Services	-	-	1,704,463	1,704,463	12,638,665	(10,934,202)
9	PT Asuransi CIGNA	1,265	-	401,606	417,348	728,998	(311,650)
10	PT CIMB Sun Life (d/h PT Commerce Internationa	-	-	172,147	172,147	1,998,030	(1,825,883)
11	PT Commonwealth Life (d/h PT Astra CMG Life)	35,543	-	1,261,757	1,703,909	4,270,667	(2,566,757)
12	PT Asuransi Jiwa Generali Indonesia (d/h PT A.J. ,	-	-	2,296,604	2,296,604	1,084,217	1,212,388
13	PT Great Eastern Life Indonesia	32,515	-	1,641,264	2,045,747	1,869,358	176,389
14	PT Tokio Marine Life (d/h PT MAA Life Assurance)	500	446	123,264	129,936	112,195	17,741
15	PT Asuransi Jiwa Manulife Indonesia	464,960	-	23,585,667	29,369,772	34,384,509	(5,014,737)
16	PT Prudential Life Assurance	251,689	-	41,770,536	44,901,544	32,992,205	11,909,339
17	PT Asuransi Jiwa Sinar Mas MSIG	142,559	-	8,404,359	10,177,799	17,202,154	(7,024,355)
18	PT Sun Life Financial Indonesia	65,128	-	3,751,318	4,561,508	6,039,787	(1,478,279)
19	PT Zurich Topas Life (d/h PT Mayapada Life)	-	-	94,598	94,598	32,588	62,010
<b>JUMLAH / SUBTOTAL</b>		<b>1,183,557</b>	<b>446</b>	<b>130,854,366</b>	<b>145,578,257</b>	<b>159,285,134</b>	<b>(13,706,877)</b>
<b>JUMLAH SELURUHNYA / GRAND TOTAL</b>		<b>1,538,748</b>	<b>643,207</b>	<b>200,292,808</b>	<b>220,078,039</b>	<b>210,634,520</b>	<b>9,443,519</b>

**Keterangan / Notes :**

\*) Tidak Menyampaikan Laporan / Have Not Submitted Annual Report

\*\*) Pencabutan Izin Usaha / Licenses Have Been Removed

\*\*\*) Pemberian Izin Usaha Baru / New Licences

Perusahaan Asuransi Jiwa  
Life Insurance Business

TABEL: 3.13.2/TABLE: 3.13.2

CADANGAN ATAS PREMI YANG BELUM MERUPAKAN PENDAPATAN (CAPYBMP) 2014  
UNEARNED PREMIUM RESERVE (UPR) 2014

Per 31 Desember 2014

Year ended December 31, 2014

\*) Dlm. Ribuan \*\*\*) Dlm. Jutaan Rupiah

\*) Dlm. Ribuan \*\*\*) Dlm. Jutaan Rupiah

NO	NAMA PERUSAHAAN NAME OF COMPANY	US \$*)	VALAS LAIN OTHER CURRENCY*)	RUPIAH Rp ***)	JUML. DLM. RP. TOTAL Rp ***)	CAD. PREMI	
						TAHUN LALU PREVIOUS PR. Rp ***)	KENAIKAN INCREASE Rp ***)
(1)	(2)	(3)	(4)	(5)	(6)	(7)	(8)
<b>PERUSAHAAN ASURANSI JIWA SWASTA NASIONAL</b>							
<i>PRIVATE NATION LIFE INSURANCE COMPANIES</i>							
1	PT Asuransi Jiwa Adisarana Wanaartha	-	-	13,009	13,009	7,008	6,001
2	PT Asuransi Financial Wiramitra Danadiaksana (d/h PT Agrapana A	-	-	47	47	-	-
3	PT Asuransi Jiwa Bakrie*	-	-	-	-	-	-
4	PT BNI Life Insurance	-	-	110,707	110,707	91,939	18,768
5	PT Asuransi Jiwa Bringin Jiwa Sejahtera	-	-	53,286	53,286	63,888	(10,601)
6	Asuransi Jiwa Bersama Bumiputera 1912	4	-	29,967	30,017	39,135	(9,119)
7	PT Asuransi Jiwa Central Asia Raya	-	-	67,907	67,907	61,279	6,628
8	PT Equity Life Indonesia	222	-	140,486	143,245	136,155	7,090
9	PT Heksa Eka Life Insurance	-	-	158	158	169	(11)
10	PT Indolife Pensioantama	-	-	599	599	520	79
11	PT Asuransi Jiwa InHealth Indonesia	-	-	146,489	146,489	164,653	(18,164)
12	PT Asuransi Jiwasya (Persero)	-	-	60,687	60,687	33,115	27,572
13	PT Asuransi Kresna Life (d/h PT A.J. Mira Life)	-	-	7,871	7,871	11,024	(3,153)
14	PT Asuransi Jiwa Mega Life	-	-	7,325	7,325	8,580	(1,255)
15	PT MNC Life Assurance (d/h PT UOB Life Sun Assurance)	-	-	27,621	27,621	48,024	(20,404)
16	PT Hanwa Life Insurance Indonesia (d/a PT Multicor Life Insurance)	-	-	1,075	1,075	413	662
17	PT Panin Daichi Life (d/h PT Panin Anugrah Life)	5	-	9,154	9,211	6,680	2,530
18	PT Pasaraya Life Insurance	-	-	259	259	150	109
19	PT Asuransi Jiwa Recapital	-	-	-	-	71,540	(71,540)
20	PT Asuransi Jiwa Sequis Financial	-	-	-	-	3,193	(3,193)
21	PT Asuransi Jiwa Sequis Life	-	-	-	-	230,334	(230,334)
22	PT Asuransi Jiwa Tugu Mandiri	-	-	-	-	11,006	(11,006)
23	PT Asuransi Jiwa Mega Indonesia	-	-	-	-	-	-
24	PT Asuransi Jiwa Reliance ***	-	-	-	-	195	(195)
25	PT Central Asia Financial ***	-	-	54	54	16	38
26	PT Asuransi Jiwa Indosurya Sukses ***	-	-	-	-	-	-
27	PT Sinergi Proteksi Indonesia (d/h PT. Brent Asuransi Jiwa)***	-	-	9	9	-	9
28	PT. Asuransi Jiwa Taspen***	-	-	-	-	-	-
29	PT Asuransi Jiwa Sinasari Indonesia***	-	-	-	-	-	-
30	PT Asuransi Jiwa BCA***	-	-	-	-	-	-
31	PT Lippo Life Assurance***	-	-	-	-	-	-
<b>JUMLAH / SUBTOTAL</b>		<b>230</b>	<b>-</b>	<b>676,709</b>	<b>679,574</b>	<b>989,016</b>	<b>(309,488)</b>
<b>PERUSAHAAN ASURANSI JIWA PATUNGAN</b>							
<i>JOINT VENTURE LIFE INSURANCE COMPANIES</i>							
1	PT Ace Life Assurance (d/h PT A.J. Bhumi Artha Reksatama)	-	-	18,552	18,552	12,198	6,354
2	PT AIA Financial (d/h PT AIG Life)	899	-	329,102	340,287	275,807	64,480
3	PT Asuransi Allianz Life Indonesia	3,378	-	215,212	257,236	542,021	(284,785)
4	PT Asuransi Aviva Indonesia (d/h PT Winterthur Life Indonesia)	25	-	43,527	43,840	57,804	(13,964)
5	PT Avrist Assurance (d/h PT Asuransi AIA Indonesia)	-	-	611	611	112,367	(111,756)
6	PT Axa Financial Indonesia	72	-	90,771	91,664	122,936	(31,272)
7	PT Axa Life Indonesia	-	-	177	177	16,304	(16,127)
8	PT Axa Mandiri Financial Services	59	-	75,497	76,236	48,913	27,322
9	PT Asuransi CIGNA	-	-	22,342	22,342	31,732	(9,390)
10	PT CIMB Sun Life (d/h PT Commerce International)	-	-	19,488	19,488	13,135	6,352
11	PT Commonwealth Life (d/h PT Astra CMG Life)	25,427	-	9,718	326,030	23,013	303,017
12	PT Asuransi Jiwa Generali Indonesia (d/h PT A.J. Arta Mandiri Prim:	-	451	81,320	81,772	65,239	16,533
13	PT Great Eastern Life Indonesia	146	-	4,526	6,339	28,849	(22,510)
14	PT Tokio Marine Life (d/h PT MAA Life Assurance)	0	-	3,614	3,618	2,376	1,242
15	PT Asuransi Jiwa Manulife Indonesia	-	11,881	232,037	243,918	261,497	(17,579)
16	PT Prudential Life Assurance	2,760	-	448,341	482,677	481,748	929
17	PT Asuransi Jiwa Sinar Mas MSIG	60	-	41,264	42,011	49,578	(7,567)
18	PT Sun Life Financial Indonesia	63	-	34,175	34,957	71,400	(36,443)
19	PT Zurich Topas Life (d/h PT Mayapada Life)	-	-	-	-	-	-
<b>JUMLAH / SUBTOTAL</b>		<b>32,890</b>	<b>-</b>	<b>1,670,273</b>	<b>2,091,755</b>	<b>2,216,917</b>	<b>(125,162)</b>
<b>JUMLAH SELURUHNYA / GRAND TOTAL</b>		<b>33,120</b>	<b>-</b>	<b>2,346,983</b>	<b>2,771,330</b>	<b>3,205,933</b>	<b>(434,650)</b>

Keterangan / Notes :

\*) Tidak Menyampaikan Laporan / Have Not Submitted Annual Report

\*\*\*) Pencabutan Izin Usaha / Licenses Have Been Removed

\*\*\*) Pemberian Izin Usaha Baru / New Licenses



Usaha Asuransi Jiwa  
Life Insurance Business

TABEL : 3.14 / TABLE : 3.14  
JUMLAH TERTANGGUNG DAN UANG PERTANGGUNGAN TAHUN 2010 - 2014  
NUMBER OF INSURED AND SUM INSURED YEARS 2010 - 2014

Cabang Asuransi Plan	2010			2011			2012			2013			2014		
	Jumlah Tertanggung Number of Insured	JUP #) Sum Insured (Rp M/B)	Jumlah Tertanggung Number of Insured	JUP #) Sum Insured (Rp M/B)	Jumlah Tertanggung Number of Insured	JUP #) Sum Insured (Rp M/B)	Jumlah Tertanggung Number of Insured	JUP #) Sum Insured (Rp M/B)	Jumlah Tertanggung Number of Insured	JUP #) Sum Insured (Rp M/B)	Jumlah Tertanggung Number of Insured	JUP #) Sum Insured (Rp M/B)	Jumlah Tertanggung Number of Insured	JUP #) Sum Insured (Rp M/B)	
<b>Kematian *)</b> Term Insurance	21,202,171	677,028	18,349,620	710,863,110	27,645,858	1,012,093,059	30,612,264	1,484,867,908	31,080,777	1,438,847,228					
<b>Dwiguna **)</b> Endowment	4,281,948	99,704	6,704,968	333,819,852	6,735,115	345,497,888	3,789,145	86,584,964	3,829,591	125,711,110					
<b>Seumur Hidup ***)</b> Whole life	533,978	71,005	522,262	83,946,989	516,376	79,437,449	483,136	78,633,959	424,154	79,108,742					
<b>Anuitas Umum</b> Annuity	462,051	13,805	436,289	15,659,157	332,629	8,196,640	254,191	4,989,496	220,527	2,464,922					
<b>Anuitas Dana Pensiun</b> Pension Annuity	32,435	423	31,986	458,983	31,257	508,756	35,736	300,540	32,765	399,951					
<b>Kecelakaan Diri</b> Personal Accident	2,118,469	300,066	1,756,375	327,361,811	2,309,999	371,230,406	3,165,328	430,589,332	4,005,270	500,507,403					
<b>Kesehatan</b> Health	2,479,505	117,136	2,384,617	116,204,618	4,486,500	138,781,825	6,476,573	76,582,528	7,659,139	191,027,647					
<b>Produk Non-Tradisional</b> Non-Traditional Products (Investment Linked Product)	3,143,637	372,758	3,517,238	395,694,271	4,147,353	517,703,618	4,960,547	639,282,380	5,162,320	647,934,006					
<b>Produk Lain ****)</b> Other Products	309,834	3,009	155,958	12,015,176	285,403	7,348,981	35,738	2,417,639	373,640	7,477,799					
<b>Jumlah Total</b>	<b>34,564,028</b>	<b>1,654,935</b>	<b>33,859,313</b>	<b>1,996,023,965</b>	<b>46,490,489</b>	<b>2,480,798,622</b>	<b>49,812,658</b>	<b>2,804,248,747</b>	<b>52,788,183</b>	<b>2,993,478,809</b>					

#) JUP : Jumlah Uang Pertanggungan

\*) Terdiri dari Ekwarsa dan Kematian Benjangka selain Ekwarsa (Term Insurance including One Year Term)

\*\*) Terdiri dari Dwiguna dan Dwiguna Kombinasi (Consists of Endowment and Combined Endowment)

\*\*\*) Terdiri dari Seumur Hidup dan Seumur Hidup Kombinasi (Consist of Whole Life and Combined Whole Life)

\*\*\*\*) Terdaftar Klasifikasi Produk Lain Sejak Tahun 2007 (There is Other Products Classification Since 2007)

Perusahaan Asuransi Jiwa  
Life Insurance Companies

TABEL : 3.15 / TABLE : 3.15  
PORTFOLIO PER 31 DESEMBER 2014  
PORTFOLIO AS AT DECEMBER 31, 2014

Cabang Asuransi : Semua Cabang

Plan : All Plans

NO.	NAMA PERUSAHAAN NAME OF COMPANY	PERTIPERORANGAN INDIVIDUAL		PERT/KUMPULAN GROUP		JUMLAH TOTAL	
		Jumlah Polis No. Of Policies	Jumlah Peserta No. Insured	Jumlah Peserta No. Insured	Jumlah Peserta Policies/Insured	Jml. Uang Pert*** Sum Insured	Jml. Uang Pert*** Sum Insured
(1)	(2)	(3)	(4)	(5)	(6)	(7)	(8)
<b>PERUSAHAAN ASURANSI JIWA SWASTA NASIONAL</b>							
<b>PRIVATE NATIONAL LIFE INSURANCE COMPANIES</b>							
1	PT Asuransi Jiwa Adisarana Wanaartha	7.538	1.341.517	154.525	2.593.242	162.063	3.934.759
2	PT Asuransi Financial Wiramitra Danadiaksana (d/h PT Agrabana Aksata)	4.401	1.051.629	-	-	-	-
3	PT Asuransi Jiwa Bakrie*	-	-	-	-	-	-
4	PT BNI Life Insurance	184.536	21.955.735	984.297	25.971.057	1.168.833	47.926.792
5	PT Asuransi Jiwa Bringin Jiwa Sejahtera	108.120	3.930.651	7.841.866	171.604.015	7.949.986	175.534.667
6	Asuransi Jiwa Beisama Bumiputera 1912	2.157.785	34.396.671	3.031.980	83.366.715	5.189.765	117.763.386
7	PT Asuransi Jiwa Central Asia Raya	104.282	6.359.344	940.617	55.619.302	1.044.899	61.978.645
8	PT Equity Life Indonesia	31.393	3.163.531	1.094.989	47.685.772	1.126.382	50.849.303
9	PT Heksa Eka Life Insurance	-	-	1.215.120	89.167.542	1.215.120	89.167.542
10	PT Indolife Pensiontama	47.819	13.619.523	35.957	259.416	83.776	13.878.939
11	PT Asuransi Jiwa InHealth Indonesia	-	-	122	1.688.194	122	1.688.194
12	PT Asuransi Jiwasraya (Persero)	297.503	8.065.879	6.561.062	120.677.388	6.858.565	128.743.267
13	PT Asuransi Kresna Life (d/h PT A.J. Mira Life)	867	37.352	358	8.101.996	1.225	8.139.347
14	PT Asuransi Jiwa Mega Life	26.386	1.528.497	666.388	35.447.463	692.774	36.975.959
15	PT MNC Life Assurance (d/h PT UOB Life Sun Assurance)	26.909	1.258.791	2.135.651	10.080.307	2.162.560	11.339.098
16	PT Multicoor Life Insurance	589	132.853	49.126	1.004.945	49.715	1.137.798
17	PT Panin Life (d/h PT Panin Anugrah Life)	113.374	18.205.771	160.342	18.527.261	273.716	36.733.032
18	PT Pasaraya Life Insurance	-	-	29.201	598.814	29.201	598.814
19	-	2.660	105.583	546.540	17.022.315	549.200	17.127.897
20	-	6.094	504.187	24.609	2.644.515	30.703	3.148.702
21	-	264.408	38.810.411	53.843	4.636.657	318.251	43.447.068
22	-	2.367	74.100	88.308	2.862.357	90.675	2.936.457
23	-	3.481	192.929	76.975	1.714.557	80.456	1.907.486
24	PT Asuransi Jiwa Recapital	-	-	745.065	77.846.702	745.065	77.846.702
25	PT Asuransi Jiwa Sequis Financial	361	14.554	-	-	361	14.554
26	PT Asuransi Jiwa Sequis Life	-	-	2.701	519.515	2.701	519.515
27	PT Asuransi Jiwa Tugu Mandiri	-	-	1.564	8.119	1.564	8.119
28	PT Asuransi Jiwa Mega Indonesia	-	-	737	296.659	737	296.659
29	PT Asuransi Jiwa Reliance	-	-	-	-	-	-
30	PT Central Asia Financial ***	-	-	5.574	736.361	5.574	736.361
31	PT Asuransi Jiwa Indosurya Sukses ***	-	-	-	-	-	-

\*\*\*) Dlm. jutaan rupiah  
(\*\*) In million rupiah

NO.	NAMA PERUSAHAAN NAME OF COMPANY	PERT/PERORANGAN INDIVIDUAL		PERT/KUMPULAN GROUP		JUMLAH TOTAL	
		Jumlah Polis No Of Policies	Jml. Uang Pert*** Sum Insured	Jumlah Peserta No. Insured	Jml. Uang Pert*** Sum Insured	Polis/Peserta Policies/Insured	Jml. Uang Pert*** Sum Insured
(1)	(2)	(3)	(4)	(5)	(6)	(7)	(8)
	<b>JUMLAH / SUB TOTAL</b>	<b>3.390,873</b>	<b>154,749,506</b>	<b>26,447,517</b>	<b>780,681,185</b>	<b>29,833,989</b>	<b>934,379,062</b>
<b>PERUSAHAAN ASURANSI JIWA PATUNGAN</b>							
<b>JOINT VENTURE LIFE INSURANCE COMPANIES</b>							
1	PT Ace Life Assurance (d/h PT A.J. Bhumi Artha Reksatama)	64,003	10,760,832	226,327	2,657,090	290,330	13,417,922
2	PT AIA Financial (d/h PT AIG Life)	614,321	105,893,598	472,266	94,467,999	1,086,587	200,361,597
3	PT Asuransi Allianz Life Indonesia	79,832	1,968,255	7,114,658	235,474,236	7,194,490	237,442,491
4	PT Asuransi Aviva Indonesia (d/h PT Winterthur Life Indonesia)	1,909	260,028	422,367	27,474,970	424,276	27,734,998
5	PT Avrist Assurance (d/h PT Asuransi AIA Indonesia)	142,981	13,912,785	1,229,070	46,112,208	1,372,051	60,024,994
6	PT Axa Financial Indonesia	154,864	23,195,178	42,767	3,829,868	197,631	27,025,045
7	PT Axa Life Indonesia	82,483	1,721,950	-	-	82,483	1,721,950
8	PT Axa Mandiri Financial Services	1,156,545	65,676,976	1,854,928	63,719,764	3,011,473	129,396,740
9	PT Asuransi CIGNA	1,056,128	210,715,290	613,807	18,201,784	1,669,935	228,917,074
10	PT CIMB Sun Life (d/h PT Commerce International)	60,642	5,487,572	10	23,517,937	60,652	29,005,509
11	PT Commonwealth Life (d/h PT Astra CIMG Life )	191,440	33,906,896	451,012	58,051,169	642,452	91,958,065
12	PT Asuransi Jiwa Generali Indonesia (d/h PT A.J. Arta Mandiri Prima)	39,667	15,976,649	270,728	41,230,358	310,395	57,207,007
13	PT Great Eastern Life Indonesia	28,560	9,172,641	22,982	1,991,869	51,542	11,164,510
14	PT Tokio Marine Life (d/h PT MAA Life Assurance)	5,379	609,409	8,535	763,843	13,914	1,373,252
15	PT Asuransi Jiwa Manulife Indonesia	954,966	90,977,053	1,096,982	14,193,940	2,051,948	105,170,993
16	PT Prudential Life Assurance	2,965,167	730,663,182	443,968	8,589,636	3,409,135	739,252,819
17	PT Asuransi Jiwa Sinar Mas MSIG	196,732	18,384,668	653,534	43,009,152	850,266	61,393,821
18	PT Sun Life Financial Indonesia	206,172	28,363,400	1,380	183,602	207,552	28,547,002
19	PT Zurich Topas Life (d/h PT Mayapada Life)	14,206	6,745,516	3,290	186,814	17,496	6,932,330
	<b>JUMLAH / SUB TOTAL</b>	<b>8,015,997</b>	<b>1,374,391,880</b>	<b>14,928,611</b>	<b>683,656,238</b>	<b>22,944,608</b>	<b>2,058,048,118</b>
	<b>JUMLAH SELURUHNYA / GRAND TOTAL</b>	<b>11,406,870</b>	<b>1,529,141,386</b>	<b>41,376,128</b>	<b>1,464,337,423</b>	<b>52,778,597</b>	<b>2,992,427,179</b>

Keterangan / Notes :

\*) Tidak Menyampaikan Laporan / Have Not Submitted Annual Report

\*\*) Pencabutan Izin Usaha / Licenses Have Been Removed

\*\*\*) Pemberian Izin Usaha Baru / New Licenses

Perusahaan Asuransi Jiwa  
Life Insurance Companies

TABEL : 3.15.1 / TABLE : 3.15.1  
PORTOFOLIO PER 31 DESEMBER 2014  
PORTFOLIO AS AT DECEMBER 31,2014

Cabang Asuransi : Kematian Berjangka  
Plan : Term Insurance

\*\*\*) Dlm. jutaan rupiah  
\*\*\*) In million rupiah

NO.	NAMA PERUSAHAAN NAME OF COMPANY	PERT/PERORANGAN INDIVIDUAL		PERT/KUMPULAN GROUP		JUMLAH TOTAL	
		Jumlah Polis No Of Policies	Jml. Uang Pert*** Sum Insured	Jumlah Peserta No. Insured	Jml. Uang Pert*** Sum Insured	Polis/Peserta Policies/Insured	Jml. Uang Pert*** Sum Insured
(1)	(2)	(3)	(4)	(5)	(6)	(7)	(8)
<b>PERUSAHAAN ASURANSI JIWA SWASTA NASIONAL</b>							
<b>PRIVATE NATION LIFE INSURANCE COMPANIES</b>							
1	PT Asuransi Jiwa Adisarana Wanaartha	1,756	25,099	112,155	1,633,246	113,911	1,658,345
2	PT Asuransi Financial Wiramitra Danadiaksana (d/h PT Agrapana At	-	-	-	-	-	-
3	PT Asuransi Jiwa Bakrie*	-	-	-	-	-	-
4	PT BNI Life Insurance	145	117,334	359,375	22,778,200	359,520	22,895,534
5	PT Asuransi Jiwa Bringin Jiwa Sejahtera	38,040	3,169,575	2,421,668	152,090,531	2,459,708	155,260,106
6	Asuransi Jiwa Bersama Bumiputera 1912	176	(4,097)	2,085,453	80,067,226	2,085,629	80,063,129
7	PT Asuransi Jiwa Central Asia Raya	2,202	(12,333)	425,574	34,186,184	427,776	34,173,852
8	PT Equity Life Indonesia	553	(5,501)	150,758	7,170,773	151,311	7,165,272
9	PT Heksa Eka Life Insurance	-	-	1,201,493	89,085,908	1,201,493	89,085,908
10	PT Indolife Pensiantama	349	32,154	-	-	349	32,154
11	PT Asuransi Jiwa InHealth Indonesia	-	-	12	126,067	12	126,067
12	PT Asuransi Jiwasyava (Persero)	910	55,971	3,862,970	98,911,972	3,863,880	98,967,943
13	PT Asuransi Kresna Life (d/h PT A.J. Mira Life)	1	15	(17)	7,261,653	(16)	7,261,668
14	PT Asuransi Jiwa Mega Life	-	-	342,497	33,967,149	342,497	33,967,149
15	PT MNC Life Assurance (d/h PT UOB Life Sun Assurance)	2	200	50,873	6,668,998	50,875	6,669,198
16	PT Hanwa Life Insurance Indonesia (d/a PT Multicor Life Insurance)	-	-	17,226	545,135	17,226	545,135
17	PT Panin Daichi Life (d/h PT Panin Anugrah Life)	6,434	1,290,928	81,348	18,093,814	87,782	19,384,742
18	PT Pasaraya Life Insurance	-	-	17,733	482,680	17,733	482,680
19	PT Asuransi Jiwa Recapital	103	18,122	293,987	15,231,304	294,090	15,249,427
20	PT Asuransi Jiwa Sequis Financial	2,949	236,536	7,636	359,489	10,585	596,026
21	PT Asuransi Jiwa Sequis Life	343	146,125	35,250	4,327,192	35,593	4,473,317
22	PT Asuransi Jiwa Tugu Mandiri	22	951	27,924	1,929,071	27,946	1,930,022
23	PT Asuransi Jiwa Mega Indonesia	-	-	2,416	1,010,373	2,416	1,010,373
24	PT Asuransi Jiwa Reliance ***	-	-	743,821	77,538,284	743,821	77,538,284
25	PT Central Asia Financial ***	23	1,650	-	-	23	1,650
26	PT Asuransi Jiwa Indosurya Sukses ***	-	-	547	67,407	547	67,407
27	PT Sinergi Proteksi Indonesia (d/h PT. Brent Asuransi Jiwa)***	-	-	332	7,430	332	7,430
28	PT. Asuransi Jiwa Taspen***	-	-	389	11,970	389	11,970
29	PT Asuransi Jiwa Sinasari Indonesia***	-	-	-	-	-	-
30	PT Asuransi Jiwa BCA***	-	-	5,574	736,361	5,574	736,361
31	PT Lippo Life Assurance***	-	-	-	-	-	-
<b>JUMLAH / SUB TOTAL</b>		<b>54,008</b>	<b>5,072,730</b>	<b>12,246,994</b>	<b>654,288,417</b>	<b>12,301,002</b>	<b>659,361,147</b>
<b>PERUSAHAAN ASURANSI JIWA PATUNGAN</b>							
<b>JOINT VENTURE LIFE INSURANCE COMPANIES</b>							
1	PT Ace Life Assurance (d/h PT A.J. Bhumi Artha Reksatama)	-	-	46,270	1,373,953	46,270	1,373,953
2	PT AIA Financial (d/h PT AIG Life)	564	31,864,339	163,594	40,746,899	164,158	72,611,237
3	PT Asuransi Allianz Life Indonesia	248	64,225	5,159,022	81,743,258	5,159,270	81,807,483
4	PT Asuransi Aviva Indonesia (d/h PT Winterthur Life Indonesia)	61	14,580	15,192	7,476,360	15,253	7,490,939
5	PT Avrist Assurance (d/h PT Asuransi AIA Indonesia)	425	30,493	386,878	17,915,673	387,303	17,946,166
6	PT Axa Financial Indonesia	1,128	474,439	-	482,580	1,128	957,020
7	PT Axa Life Indonesia	17,932	794,112	5,185	-	23,117	794,112
8	PT Axa Mandiri Financial Services	291,751	18,166,891	1,348,791	62,375,891	1,640,542	80,542,781
9	PT Asuransi CIGNA	590,478	110,061,776	-	-	590,478	110,061,776
10	PT CIMB Sun Life (d/h PT Commerce International)	-	-	3	14,984,630	3	14,984,630
11	PT Commonwealth Life (d/h PT Astra CMG Life )	6,695	288,672	205,748	37,731,893	212,443	38,020,565
12	PT Asuransi Jiwa Generali Indonesia (d/h PT A.J. Arta Mandiri Prima	-	-	42,378	1,892,222	42,378	1,892,222
13	PT Great Eastern Life Indonesia	1,297	278,336	3,201	1,991,868	4,498	2,270,205
14	PT Tokio Marine Life (d/h PT MAA Life Assurance)	170	36,735	6,207	441,014	6,377	477,749
15	PT Asuransi Jiwa Manulife Indonesia	25,808	965,191	317,246	480,745	343,054	1,445,937
16	PT Prudential Life Assurance	3,317	530,750	396,201	4,020,492	399,518	4,551,242
17	PT Asuransi Jiwa Sinar Mas MSIG	31,535	450,376	459,807	41,982,414	491,342	42,432,790
18	PT Sun Life Financial Indonesia	2,806	1,529,801	303	15,532	3,109	1,545,333
19	PT Zurich Topas Life (d/h PT Mayapada Life)	444	96,335	3,290	186,814	3,734	283,149
<b>JUMLAH / SUB TOTAL</b>		<b>974,659</b>	<b>165,647,050</b>	<b>8,559,316</b>	<b>315,842,237</b>	<b>9,533,975</b>	<b>481,489,286</b>
<b>JUMLAH SELURUHNYA / GRAND TOTAL</b>		<b>1,028,667</b>	<b>170,719,779</b>	<b>20,806,310</b>	<b>970,130,654</b>	<b>21,834,977</b>	<b>1,140,850,433</b>

## Keterangan / Notes :

\*) Tidak Menyampaikan Laporan / Have Not Submitted Annual Report

\*\*) Pencabutan Izin Usaha / Licenses Have Been Removed

\*\*\*) Pemberian Izin Usaha Baru / New Licenses

Perusahaan Asuransi Jiwa  
Life Insurance Companies

TABEL : 3.15.1A/ TABLE : 3.15.1A  
PORTOFOLIO PER 31 DESEMBER 2014  
PORTFOLIO AS AT DECEMBER 31, 2014

Cabang Asuransi : Ekawarsa  
Plan : Ekawarsa

\*\*\*) Dlm. jutaan rupiah  
\*\*\*) In million rupiah

NO.	NAMA PERUSAHAAN NAME OF COMPANY	PERT/PERORANGAN INDIVIDUAL		PERT/KUMPULAN GROUP		JUMLAH TOTAL	
		Jumlah Polis No Of Policies	Jml. Uang Pert*** Sum Insured	Jumlah Peserta No. Insured	Jml. Uang Pert*** Sum Insured	Polis/Peserta Policies/Insured	Jml. Uang Pert*** Sum Insured
(1)	(2)	(3)	(4)	(5)	(6)	(7)	(8)
<b>PERUSAHAAN ASURANSI JIWA SWASTA NASIONAL</b>							
<b>PRIVATE NATION LIFE INSURANCE COMPANIES</b>							
1	PT Asuransi Jiwa Adisarana Wanaartha	44	1,675	2,319	51,877	2,363	53,552
2	PT Asuransi Financial Wiramitra Danadiaksana (d/h PT Agrapana AI	-	-	-	-	-	-
3	PT Asuransi Jiwa Bakrie*	-	-	-	-	-	-
4	PT BNI Life Insurance	5,031	635,558	362,525	2,002,411	367,556	2,637,969
5	PT Asuransi Jiwa Brinqin Jiwa Sejahtera	373	12,465	18,202	274,143	18,575	286,608
6	Asuransi Jiwa Bersama Bumiputera 1912	-	-	516,682	1,373,992	516,682	1,373,992
7	PT Asuransi Jiwa Central Asia Rava	395	34,965	87,275	4,801,468	87,670	4,836,432
8	PT Equity Life Indonesia	1,260	121,618	722,354	6,329,644	723,614	6,451,262
9	PT Heksa Eka Life Insurance	-	-	4,252	7,709	4,252	7,709
10	PT Indolife Pensiortama	60	4,762	35,957	259,416	36,017	264,178
11	PT Asuransi Jiwa InHealth Indonesia	-	-	108	1,558,162	108	1,558,162
12	PT Asuransi Jiwasraya (Persero)	-	-	672,915	7,258,397	672,915	7,258,397
13	PT Asuransi Kresna Life (d/h PT A.J. Mira Life)	2	165	9	354,625	11	354,790
14	PT Asuransi Jiwa Mega Life	2,721	136,490	323,433	1,468,699	326,154	1,605,189
15	PT MNC Life Assurance (d/h PT UOB Life Sun Assurance)	-	-	2,028,303	3,312,814	2,028,303	3,312,814
16	PT Hanwa Life Insurance Indonesia (d/a PT Multicor Life Insurance)	-	-	27,006	405,510	27,006	405,510
17	PT Panin Daichi Life (d/h PT Panin Anugrah Life)	433	40,019	77,963	356,360	78,396	396,379
18	PT Pasaraya Life Insurance	-	-	5,295	58,067	5,295	58,067
19	PT Asuransi Jiwa Recapital	-	-	197,525	1,791,011	197,525	1,791,011
20	PT Asuransi Jiwa Sequis Financial	3	545	16,914	2,281,688	16,917	2,282,233
21	PT Asuransi Jiwa Sequis Life	-	-	18,593	309,465	18,593	309,465
22	PT Asuransi Jiwa Tugu Mandiri	-	-	642	93,472	642	93,472
23	PT Asuransi Jiwa Mega Indonesia	-	-	74,559	704,183	74,559	704,183
24	PT Asuransi Jiwa Reliance ***	-	-	1,244	308,418	1,244	308,418
25	PT Central Asia Financial ***	2	100	-	-	2	100
26	PT Asuransi Jiwa Indosurya Sukses ***	-	-	831	57,725	831	57,725
27	PT Sinerqi Proteksi Indonesia (d/h PT. Brent Asuransi Jiwa)***	-	-	-	-	-	-
28	PT. Asuransi Jiwa Taspem***	-	-	-	-	-	-
29	PT Asuransi Jiwa Sinansari Indonesia***	-	-	-	-	-	-
30	PT Asuransi Jiwa BCA***	-	-	-	-	-	-
31	PT Lippo Life Assurance***	-	-	-	-	-	-
<b>JUMLAH / SUB TOTAL</b>		<b>10,324</b>	<b>988,361</b>	<b>5,194,906</b>	<b>35,419,257</b>	<b>5,205,230</b>	<b>36,407,618</b>
<b>PERUSAHAAN ASURANSI JIWA PATUNGAN</b>							
<b>JOINT VENTURE LIFE INSURANCE COMPANIES</b>							
1	PT Ace Life Assurance (d/h PT A.J. Bhumi Artha Reksatama)	30	53	180,057	1,283,137	180,087	1,283,189
2	PT AIA Financial (d/h PT AIG Life)	-	-	123,789	40,131,767	123,789	40,131,767
3	PT Asuransi Allianz Life Indonesia	-	-	1,261,222	100,883,768	1,261,222	100,883,768
4	PT Asuransi Aviva Indonesia (d/h PT Winterthur Life Indonesia)	71	193	111,420	8,255,317	111,491	8,255,510
5	PT Avrist Assurance (d/h PT Asuransi AIA Indonesia)	-	-	317,364	17,964,951	317,364	17,964,951
6	PT Axa Financial Indonesia	-	-	12,276	443,420	12,276	443,420
7	PT Axa Life Indonesia	-	-	-	-	-	-
8	PT Axa Mandiri Financial Services	-	-	483,473	1,343,738	483,473	1,343,738
9	PT Asuransi CIGNA	48,079	17,966,574	613,807	18,201,784	661,886	36,168,358
10	PT CIMB Sun Life (d/h PT Commerce International)	-	-	6	4,357,406	6	4,357,406
11	PT Commonwealth Life (d/h PT Astra CMG Life )	326	224,949	107,236	4,407,944	107,562	4,632,893
12	PT Asuransi Jiwa Generali Indonesia (d/h PT A.J. Arta Mandiri Prima	-	-	66,247	17,558,018	66,247	17,558,018
13	PT Great Eastern Life Indonesia	7	7,371	629	-	636	7,371
14	PT Tokio Marine Life (d/h PT MAA Life Assurance)	-	-	1,759	313,321	1,759	313,321
15	PT Asuransi Jiwa Manulife Indonesia	35,756	5,939,500	646,025	11,067,743	681,781	17,007,243
16	PT Prudential Life Assurance	-	9,743,412	5,431	552,614	5,431	10,296,027
17	PT Asuransi Jiwa Sinar Mas MSIG	1,280	4,354	21,272	542,924	22,552	547,278
18	PT Sun Life Financial Indonesia	1,931	226,850	1,077	168,070	3,008	394,920
19	PT Zurich Topas Life (d/h PT Mayapada Life)	-	-	-	-	-	-
<b>JUMLAH / SUB TOTAL</b>		<b>87,480</b>	<b>34,113,254</b>	<b>3,953,090</b>	<b>227,475,922</b>	<b>4,040,570</b>	<b>261,589,177</b>
<b>JUMLAH SELURUHNYA / GRAND TOTAL</b>		<b>97,804</b>	<b>35,101,616</b>	<b>9,147,997</b>	<b>262,895,179</b>	<b>9,245,801</b>	<b>297,996,795</b>

## Keterangan / Notes :

\*) Tidak Menyampaikan Laporan / Have Not Submitted Annual Report

\*\*) Pencabutan Izin Usaha / Licenses Have Been Removed

\*\*\*) Pemberian Izin Usaha Baru / New Licenses

Perusahaan Asuransi Jiwa  
Life Insurance Companies

TABEL : 3.15.2 / TABLE : 3.15.2  
PORTOFOLIO PER 31 DESEMBER 2014  
PORTFOLIO AS AT DECEMBER 31, 2014

Cabang Asuransi : Dwiquna  
Plan : Endowment

\*\*\*) Dlm. jutaan rupiah  
\*\*\*) In million rupiah

NO.	NAMA PERUSAHAAN NAME OF COMPANY	PERT/PERORANGAN INDIVIDUAL		PERT/KUMPULAN GROUP		JUMLAH TOTAL	
		Jumlah Polis No Of Policies	Jml. Uang Pert*** Sum Insured	Jumlah Peserta No. Insured	Jml. Uang Pert*** Sum Insured	Polis/Peserta Policies/Insured	Jml. Uang Pert*** Sum Insured
(1)	(2)	(3)	(4)	(5)	(6)	(7)	(8)
<b>PERUSAHAAN ASURANSI JIWA SWASTA NASIONAL</b>							
<i>PRIVATE NATION LIFE INSURANCE COMPANIES</i>							
1	PT Asuransi Jiwa Adisarana Wanaartha	42	3,723	14,276	728,393	14,318	732,116
2	PT Asuransi Financial Wiramitra Danadiaksana (d/h PT Agrapana Aks	-	-	-	-	-	-
3	PT Asuransi Jiwa Bakrie	-	-	-	-	-	-
4	PT BNI Life Insurance	2,209	124,942	1,258	16,415	3,467	141,357
5	PT Asuransi Jiwa Brinain Jiwa Sejahtera	3,008	152,867	1,702	78,323	4,710	231,189
6	Asuransi Jiwa Bersama Bumiputera 1912	184,905	3,916,742	31,617	502,723	216,522	4,419,465
7	PT Asuransi Jiwa Central Asia Raya	8,816	672,794	606	42,377	9,422	715,171
8	PT Equity Life Indonesia	-	-	3,888	60,128	3,888	60,128
9	PT Heksa Eka Life Insurance	-	-	-	-	-	-
10	PT Indolife Pensiortama	3,156	58,816	-	-	3,156	58,816
11	PT Asuransi Jiwa InHealth Indonesia	-	-	2	3,965	2	3,965
12	PT Asuransi Jiwasraya (Persero)	10,973	68,424	252,153	3,302,905	263,126	3,371,329
13	PT Asuransi Kresna Life (d/h PT A.J. Mira Life)	20	175	-	-	20	175
14	PT Asuransi Jiwa Mega Life	-	-	-	-	-	-
15	PT MNC Life Assurance (d/h PT UOB Life Sun Assurance)	158	17,175	-	-	158	17,175
16	PT Hanwa Life Insurance Indonesia (d/a PT Multicor Life Insurance)	31	15	-	-	31	15
17	PT Panin Daichi Life (d/h PT Panin Anugrah Life)	5,882	751,776	-	-	5,882	751,776
18	PT Pasaraya Life Insurance	-	-	-	-	-	-
19	PT Asuransi Jiwa Recapital	499	14,266	-	-	499	14,266
20	PT Asuransi Jiwa Sequis Financial	440	37,763	8	485	448	38,248
21	PT Asuransi Jiwa Sequis Life	5,927	476,454	-	-	5,927	476,454
22	PT Asuransi Jiwa Tugu Mandiri	234	1,814	16,005	368,269	16,239	370,083
23	PT Asuransi Jiwa Mega Indonesia	-	-	-	-	-	-
24	PT Asuransi Jiwa Reliance ***	-	-	-	-	-	-
25	PT Central Asia Financial ***	-	-	-	-	-	-
26	PT Asuransi Jiwa Indosurya Sukses ***	-	-	-	-	-	-
27	PT Sinergi Proteksi Indonesia (d/h PT. Brent Asuransi Jiwa)***	-	-	-	-	-	-
28	PT. Asuransi Jiwa Taspen***	-	-	191	138,959	191	138,959
29	PT Asuransi Jiwa Sinansari Indonesia***	-	-	-	-	-	-
30	PT Asuransi Jiwa BCA***	-	-	-	-	-	-
31	PT Lippo Life Assurance***	-	-	-	-	-	-
<b>JUMLAH / SUB TOTAL</b>		<b>226,300</b>	<b>6,297,745</b>	<b>321,706</b>	<b>5,242,942</b>	<b>548,006</b>	<b>11,540,686</b>
<b>PERUSAHAAN ASURANSI JIWA PATUNGAN</b>							
<i>JOINT VENTURE LIFE INSURANCE COMPANIES</i>							
1	PT Ace Life Assurance (d/h PT A.J. Bhumi Artha Reksatama)	9	29	-	-	9	29
2	PT AIA Financial (d/h PT AIG Life)	71	8,576	70,571	1,683,269	70,642	1,691,845
3	PT Asuransi Allianz Life Indonesia	200	20,949	-	-	200	20,949
4	PT Asuransi Aviva Indonesia (d/h PT Winterthur Life Indonesia)	114	5,519	77	5,161	191	10,679
5	PT Avrist Assurance (d/h PT Asuransi AIA Indonesia)	4,924	442,601	6,754	63,247	11,678	505,848
6	PT Axa Financial Indonesia	311	18,338	-	-	311	18,338
7	PT Axa Life Indonesia	-	-	-	-	-	-
8	PT Axa Mandiri Financial Services	-	-	-	-	-	-
9	PT Asuransi CIGNA	23	312	-	-	23	312
10	PT CIMB Sun Life (d/h PT Commerce International)	-	-	-	-	-	-
11	PT Commonwealth Life (d/h PT Astra CMG Life )	3,046	198,966	478	12,750	3,524	211,716
12	PT Asuransi Jiwa Generali Indonesia (d/h PT A.J. Arta Mandiri Prima)	-	-	-	-	-	-
13	PT Great Eastern Life Indonesia	393	425,357	2	1	395	425,358
14	PT Tokio Marine Life (d/h PT MAA Life Assurance)	667	70,270	-	-	667	70,270
15	PT Asuransi Jiwa Manulife Indonesia	12,678	1,003,376	5,386	269,178	18,064	1,272,554
16	PT Prudential Life Assurance	3,976	327,574	-	-	3,976	327,574
17	PT Asuransi Jiwa Sinar Mas MSIG	82	31,692	-	-	82	31,692
18	PT Sun Life Financial Indonesia	119	18,786	-	-	119	18,786
19	PT Zurich Topas Life (d/h PT Mayapada Life)	-	-	-	-	-	-
<b>JUMLAH / SUB TOTAL</b>		<b>26,613</b>	<b>2,572,345</b>	<b>83,268</b>	<b>2,033,605</b>	<b>109,881</b>	<b>4,605,950</b>
<b>JUMLAH SELURUHNYA / GRAND TOTAL</b>		<b>252,913</b>	<b>8,870,089</b>	<b>404,974</b>	<b>7,276,547</b>	<b>657,887</b>	<b>16,146,636</b>

## Keterangan / Notes :

\*) Tidak Menyampaikan Laporan / Have Not Submitted Annual Report

\*\*) Pencabutan Izin Usaha / Licenses Have Been Removed

\*\*\*) Pemberian Izin Usaha Baru / New Licences

## Perusahaan Asuransi Jiwa

Life Insurance Companies

TABEL : 3.15.2A / TABLE : 3.15.2A  
PORTOFOLIO PER 31 DESEMBER 2014  
PORTFOLIO AS AT DECEMBER 31, 2014

Cabang Asuransi : Dwiguna Kombinasi

\*\*\*) Dlm. jutaan rupiah

Plan : Endowment

\*\*\*\*) In million rupiah

NO.	NAMA PERUSAHAAN NAME OF COMPANY	PERT/PERORANGAN INDIVIDUAL		PERT/KUMPULAN GROUP		JUMLAH TOTAL	
		Jumlah Polis No Of Policies	Jml. Uang Pert**** Sum Insured	Jumlah Peserta No. Insured	Jml. Uang Pert**** Sum Insured	Polis/Peserta Policies/Insured	Jml. Uang Pert**** Sum Insured
(1)	(2)	(3)	(4)	(5)	(6)	(7)	(8)
<b>PERUSAHAAN ASURANSI JIWA SWASTA NASIONAL</b>							
<i>PRIVATE NATION LIFE INSURANCE COMPANIES</i>							
1	PT Asuransi Jiwa Adisarana Wanaartha	5,043	1,225,695	-	-	5,043	1,225,695
2	PT Asuransi Financial Wiramitra Danadiaksana (d/h PT Agrapana Aks)	-	-	-	-	-	-
3	PT Asuransi Jiwa Bakrie*	-	-	-	-	-	-
4	PT BNI Life Insurance	15,656	554,788	4,862	75,209	20,518	629,997
5	PT Asuransi Jiwa Brinqin Jiwa Sejahtera	35,492	90,592	16	259,333	35,508	349,925
6	Asuransi Jiwa Bersama Bumiputera 1912	1,950,456	29,146,338	227,472	350,198	2,177,928	29,496,536
7	PT Asuransi Jiwa Central Asia Raya	10,764	273,576	-	-	10,764	273,576
8	PT Equity Life Indonesia	-	-	-	-	-	-
9	PT Heksa Eka Life Insurance	-	-	-	-	-	-
10	PT Indolife Pensiontama	43,925	13,512,981	-	-	43,925	13,512,981
11	PT Asuransi Jiwa InHealth Indonesia	-	-	-	-	-	-
12	PT Asuransi Jiwasraya (Perseero)	65,389	788,348	13,987	35,457	79,376	823,805
13	PT Asuransi Kresna Life (d/h PT A.J. Mira Life)	149	17,695	42	3,895	191	21,590
14	PT Asuransi Jiwa Mega Life	1,121	36,865	62	10,443	1,183	47,309
15	PT MNC Life Assurance (d/h PT UOB Life Sun Assurance)	768	28,669	-	-	768	28,669
16	PT Hanwa Life Insurance Indonesia (d/a PT Multicor Life Insurance)	211	2,566	-	-	211	2,566
17	PT Panin Daichi Life (d/h PT Panin Anugrah Life)	36,776	2,349,354	293	57,535	37,069	2,406,890
18	PT Pasaraya Life Insurance	-	-	-	-	-	-
19	PT Asuransi Jiwa Recapital	796	19,920	-	-	796	19,920
20	PT Asuransi Jiwa Sequis Financial	1,600	50,199	4	22	1,604	50,221
21	PT Asuransi Jiwa Sequis Life	47,824	2,792,936	-	-	47,824	2,792,936
22	PT Asuransi Jiwa Tugu Mandiri	227	1,774	698	54,592	925	56,366
23	PT Asuransi Jiwa Mega Indonesia	-	-	-	-	-	-
24	PT Asuransi Jiwa Reliance ***	-	-	-	-	-	-
25	PT Central Asia Financial ***	139	149	-	-	139	149
26	PT Asuransi Jiwa Indosurya Sukses ***	-	-	-	-	-	-
27	PT Sinergi Proteksi Indonesia (d/h PT. Brent Asuransi Jiwa)***	-	-	-	-	-	-
28	PT. Asuransi Jiwa Taspen***	-	-	157	145,730	157	145,730
29	PT Asuransi Jiwa Sinansari Indonesia***	-	-	-	-	-	-
30	PT Asuransi Jiwa BCA***	-	-	-	-	-	-
31	PT Lippo Life Assurance***	-	-	-	-	-	-
<b>JUMLAH / SUB TOTAL</b>		<b>2,216,336</b>	<b>50,892,446</b>	<b>247,593</b>	<b>992,414</b>	<b>2,463,929</b>	<b>51,884,860</b>
<b>PERUSAHAAN ASURANSI JIWA PATUNGAN</b>							
<i>JOINT VENTURE LIFE INSURANCE COMPANIES</i>							
1	PT Ace Life Assurance (d/h PT A.J. Bhumi Artha Reksatama)	283	13,570	-	-	283	13,570
2	PT AIA Financial (d/h PT AIG Life)	217,498	14,268,201	-	-	217,498	14,268,201
3	PT Asuransi Allianz Life Indonesia	59,413	975,098	515	4,040	59,928	979,138
4	PT Asuransi Aviva Indonesia (d/h PT Winterthur Life Indonesia)	133	7,989	-	-	133	7,989
5	PT Avrist Assurance (d/h PT Asuransi AIA Indonesia)	55,853	3,295,039	-	-	55,853	3,295,039
6	PT Axa Financial Indonesia	7,872	471,841	-	-	7,872	471,841
7	PT Axa Life Indonesia	-	-	-	-	-	-
8	PT Axa Mandiri Financial Services	-	-	-	-	-	-
9	PT Asuransi CIGNA	305	15,533	-	-	305	15,533
10	PT CIMB Sun Life (d/h PT Commerce International)	3,676	126,330	-	-	3,676	126,330
11	PT Commonwealth Life (d/h PT Astra CMG Life )	24,143	1,040,198	94,411	12,806,970	118,554	13,847,168
12	PT Asuransi Jiwa Generali Indonesia (d/h PT A.J. Arta Mandiri Prima)	552	155,213	-	-	552	155,213
13	PT Great Eastern Life Indonesia	2,343	346,238	-	-	2,343	346,238
14	PT Tokio Marine Life (d/h PT MAA Life Assurance)	49	1,233	-	-	49	1,233
15	PT Asuransi Jiwa Manulife Indonesia	68,898	7,605,999	-	-	68,898	7,605,999
16	PT Prudential Life Assurance	10,169	908,786	-	-	10,169	908,786
17	PT Asuransi Jiwa Sinar Mas MSIG	92,797	12,928,880	-	-	92,797	12,928,880
18	PT Sun Life Financial Indonesia	68,865	2,708,455	-	-	68,865	2,708,455
19	PT Zurich Topas Life (d/h PT Mayapada Life)	-	-	-	-	-	-
<b>JUMLAH / SUB TOTAL</b>		<b>612,849</b>	<b>44,868,604</b>	<b>94,926</b>	<b>12,811,010</b>	<b>707,775</b>	<b>57,679,614</b>
<b>JUMLAH SELURUHHNYA / GRAND TOTAL</b>		<b>2,829,185</b>	<b>95,761,049</b>	<b>342,519</b>	<b>13,803,425</b>	<b>3,171,704</b>	<b>109,564,474</b>

## Keterangan / Notes :

\*) Tidak Menyampaikan Laporan / Have Not Submitted Annual Report

\*\*) Pencabutan Izin Usaha / Licenses Have Been Removed

\*\*\*) Pemberian Izin Usaha Baru / New Licenses

Perusahaan Asuransi Jiwa  
Life Insurance Companies

TABEL : 3.15.3 / TABLE : 3.15.3  
PORTOFOLIO PER 31 DESEMBER 2014  
PORTFOLIO AS AT DECEMBER 31, 2014

Cabang Asuransi : Seumur Hidup  
Plan : Whole Life

\*\*\*\*) Dlm. jutaan rupiah  
\*\*\*\*) In million rupiah

NO.	NAMA PERUSAHAAN NAME OF COMPANY	PERT/PERORANGAN INDIVIDUAL		PERT/KUMPULAN GROUP		JUMLAH TOTAL	
		Jumlah Polis No Of Policies	Jml. Uang Pert*** Sum Insured	Jumlah Peserta No. Insured	Jml. Uang Pert*** Sum Insured	Polis/Peserta Policies/Insured	Jml. Uang Pert*** Sum Insured
(1)	(2)	(3)	(4)	(5)	(6)	(7)	(8)
<b>PERUSAHAAN ASURANSI JIWA SWASTA NASIONAL</b>							
<b>PRIVATE NATION LIFE INSURANCE COMPANIES</b>							
1	PT Asuransi Jiwa Adisarana Wanaartha	317	50,845	-	-	317	50,845
2	PT Asuransi Financial Wiramitra Danadiaksana (d/h PT Agrapana Aksata)	-	-	-	-	-	-
3	PT Asuransi Jiwa Bakrie*	-	-	-	-	-	-
4	PT BNI Life Insurance	962	177,073	-	-	962	177,073
5	PT Asuransi Jiwa Brngin Jiwa Sejahtera	20,604	200,441	2,551	17,648	23,155	218,088
6	Asuransi Jiwa Bersama Bumiputera 1912	22,248	1,337,688	2,976	213,679	25,224	1,551,367
7	PT Asuransi Jiwa Central Asia Raya	15,282	2,191,678	212	6,005	15,494	2,197,683
8	PT Equity Life Indonesia	-	-	-	-	-	-
9	PT Heksa Eka Life Insurance	-	-	-	-	-	-
10	PT Indolife Pensiortama	329	10,810	-	-	329	10,810
11	PT Asuransi Jiwa InHealth Indonesia	-	-	-	-	-	-
12	PT Asuransi Jiwasraya (Persero)	287	2,597	-	-	287	2,597
13	PT Asuransi Kresna Life (d/h PT A.J. Mira Life)	99	2,700	-	-	99	2,700
14	PT Asuransi Jiwa Mega Life	59	8,157	-	-	59	8,157
15	PT MNC Life Assurance (d/h PT UOB Life Sun Assurance)	299	51,214	-	-	299	51,214
16	PT Hanwa Life Insurance Indonesia (d/a PT Multicor Life Insurance)	-	-	-	-	-	-
17	PT Panin Daichi Life (d/h PT Panin Anugrah Life)	7,784	544,686	-	-	7,784	544,686
18	PT Pasaraya Life Insurance	-	-	-	-	-	-
19	PT Asuransi Jiwa Recapital	29	1,920	-	-	29	1,920
20	PT Asuransi Jiwa Sequis Financial	954	169,884	-	-	954	169,884
21	PT Asuransi Jiwa Sequis Life	20,925	5,226,197	-	-	20,925	5,226,197
22	PT Asuransi Jiwa Tugu Mandiri	151	1,138	-	-	151	1,138
23	PT Asuransi Jiwa Mega Indonesia	-	-	-	-	-	-
24	PT Asuransi Jiwa Reliance ***	-	-	-	-	-	-
25	PT Central Asia Financial ***	-	-	-	-	-	-
26	PT Asuransi Jiwa Indosurya Sukses ***	-	-	-	-	-	-
27	PT Sinergi Proteksi Indonesia (d/h PT. Brent Asuransi Jiwa)***	-	-	-	-	-	-
28	PT. Asuransi Jiwa Taspen***	-	-	-	-	-	-
29	PT Asuransi Jiwa Sinansari Indonesia***	-	-	-	-	-	-
30	PT Asuransi Jiwa BCA***	-	-	-	-	-	-
31	PT Lippo Life Assurance**	-	-	-	-	-	-
<b>JUMLAH / SUB TOTAL</b>		<b>90,329</b>	<b>9,977,028</b>	<b>5,739</b>	<b>237,331</b>	<b>96,068</b>	<b>10,214,359</b>
<b>PERUSAHAAN ASURANSI JIWA PATUNGAN</b>							
<b>JOINT VENTURE LIFE INSURANCE COMPANIES</b>							
1	PT Ace Life Assurance (d/h PT A.J. Bhumi Artha Reksatama)	-	-	-	-	-	-
2	PT AIA Financial (d/h PT AIG Life)	17,161	2,843,960	-	-	17,161	2,843,960
3	PT Asuransi Allianz Life Indonesia	8,026	907,983	-	-	8,026	907,983
4	PT Asuransi Aviva Indonesia (d/h PT Winterthur Life Indonesia)	263	16,644	-	-	263	16,644
5	PT Avrist Assurance (d/h PT Asuransi AIA Indonesia)	12,523	1,924,914	-	-	12,523	1,924,914
6	PT Axa Financial Indonesia	13,624	2,645,314	-	-	13,624	2,645,314
7	PT Axa Life Indonesia	-	-	-	-	-	-
8	PT Axa Mandiri Financial Services	-	-	-	-	-	-
9	PT Asuransi CIGNA	82	7,432	-	-	82	7,432
10	PT CIMB Sun Life (d/h PT Commerce International)	-	-	-	-	-	-
11	PT Commonwealth Life (d/h PT Astra CMG Life)	5,109	647,342	-	-	5,109	647,342
12	PT Asuransi Jiwa Generali Indonesia (d/h PT A.J. Arta Mandiri Prima)	-	-	-	-	-	-
13	PT Great Eastern Life Indonesia	92	12,073	-	-	92	12,073
14	PT Tokio Marine Life (d/h PT MAA Life Assurance)	431	28,828	-	-	431	28,828
15	PT Asuransi Jiwa Manulife Indonesia	163,973	42,298,195	-	-	163,973	42,298,195
16	PT Prudential Life Assurance	1,342	199,520	-	-	1,342	199,520
17	PT Asuransi Jiwa Sinar Mas MSIG	5,189	479,142	-	-	5,189	479,142
18	PT Sun Life Financial Indonesia	27,536	7,285,140	-	-	27,536	7,285,140
19	PT Zurich Topas Life (d/h PT Mayapada Life)	-	-	-	-	-	-
<b>JUMLAH / SUBTOTAL</b>		<b>255,351</b>	<b>59,296,488</b>	<b>-</b>	<b>-</b>	<b>255,351</b>	<b>59,296,488</b>
<b>JUMLAH SELURUHNYA / GRAND TOTAL</b>		<b>345,680</b>	<b>69,273,517</b>	<b>5,739</b>	<b>237,331</b>	<b>351,419</b>	<b>69,510,848</b>

## Keterangan / Notes :

\*) Tidak Menyampaikan Laporan / Have Not Submitted Annual Report

\*\*) Pencabutan Izin Usaha / Licenses Have Been Removed

\*\*\*) Pemberian Izin Usaha Baru / New Licenses



**Perusahaan Asuransi Jiwa**  
Life Insurance Companies

TABEL : 3.15.3A / TABLE : 3.15.3A  
PORTOFOLIO PER 31 DESEMBER 2014  
PORTFOLIO AS AT DECEMBER 31, 2014

Cabang Asuransi : Seumur Hidup Kombinasi  
Plan : Whole Life

\*\*\*) Dlm. jutaan rupiah  
\*\*\*\*) In million rupiah

NO.	NAMA PERUSAHAAN NAME OF COMPANY	PERT/PERORANGAN INDIVIDUAL		PERT/KUMPULAN GROUP		JUMLAH TOTAL	
		Jumlah Polis No Of Policies	Jml. Uang Pert**** Sum Insured	Jumlah Peserta No. Insured	Jml. Uang Pert**** Sum Insured	Polis/Peserta Policies/Insured	Jml. Uang Pert**** Sum Insured
(1)	(2)	(3)	(4)	(5)	(6)	(7)	(8)
<b>PERUSAHAAN ASURANSI JIWA SWASTA NASIONAL</b> PRIVATE NATION LIFE INSURANCE COMPANIES							
1	PT Asuransi Jiwa Adisarana Wanaartha	31	3,804	-	-	31	3,804
2	PT Asuransi Financial Wiramitra Danadiaksana (d/h PT Agrapana Aksata)	-	-	-	-	-	-
3	PT Asuransi Jiwa Bakrie*	-	-	-	-	-	-
4	PT BNI Life Insurance	1,445	110,796	-	-	1,445	110,796
5	PT Asuransi Jiwa Bringin Jiwa Sejahtera	11	301	-	-	11	301
6	Asuransi Jiwa Bersama Bumiputera 1912	-	-	-	-	-	-
7	PT Asuransi Jiwa Central Asia Raya	-	13,734	-	-	-	13,734
8	PT Equity Life Indonesia	-	-	-	-	-	-
9	PT Heksa Eka Life Insurance	-	-	-	-	-	-
10	PT Indolife Pensiortama	-	-	-	-	-	-
11	PT Asuransi Jiwa In-Health Indonesia	-	-	-	-	-	-
12	PT Asuransi Jiwasraya (Persero)	-	-	-	-	-	-
13	PT Asuransi Kresna Life (d/h PT A.J. Mira Life)	-	-	-	-	-	-
14	PT Asuransi Jiwa Mega Life	-	-	-	-	-	-
15	PT MNC Life Assurance (d/h PT UOB Life Sun Assurance)	-	-	-	-	-	-
16	PT Hanwa Life Insurance Indonesia (d/a PT Multicor Life Insurance)	-	-	-	-	-	-
17	PT Panin Daichi Life (d/h PT Panin Anugrah Life)	207	40,951	-	-	207	40,951
18	PT Pasaraya Life Insurance	-	-	-	-	-	-
19	PT Asuransi Jiwa Recapital	-	-	-	-	-	-
20	PT Asuransi Jiwa Sequis Financial	12	28	-	-	12	28
21	PT Asuransi Jiwa Sequis Life	8,219	590,387	-	-	8,219	590,387
22	PT Asuransi Jiwa Tujuh Mandiri	10	55	11	12	21	67
23	PT Asuransi Jiwa Mega Indonesia	-	-	-	-	-	-
24	PT Asuransi Jiwa Reliance ***	-	-	-	-	-	-
25	PT Central Asia Financial ***	-	-	-	-	-	-
26	PT Asuransi Jiwa Indosurya Sukses ***	-	-	-	-	-	-
27	PT Sinergi Proteksi Indonesia (d/h PT. Brent Asuransi Jiwa)**	-	-	-	-	-	-
28	PT. Asuransi Jiwa Taspen***	-	-	-	-	-	-
29	PT Asuransi Jiwa Sinansari Indonesia***	-	-	-	-	-	-
30	PT Asuransi Jiwa BCA***	-	-	-	-	-	-
31	PT Lippo Life Assurance***	-	-	-	-	-	-
<b>JUMLAH / SUB TOTAL</b>		<b>9,935</b>	<b>760,055</b>	<b>11</b>	<b>12</b>	<b>9,946</b>	<b>760,068</b>
<b>PERUSAHAAN ASURANSI JIWA PATUNGAN</b> JOINT VENTURE LIFE INSURANCE COMPANIES							
1	PT Ace Life Assurance (d/h PT A.J. Bhumi Artha Reksatama)	279	39,847	-	-	279	39,847
2	PT AIA Financial (d/h PT AIG Life)	16,365	3,466,080	-	-	16,365	3,466,080
3	PT Asuransi Allianz Life Indonesia	-	-	-	-	-	-
4	PT Asuransi Aviva Indonesia (d/h PT Winterthur Life Indonesia)	-	-	-	-	-	-
5	PT Avrist Assurance (d/h PT Asuransi AIA Indonesia)	217	22,192	-	-	217	22,192
6	PT Axa Financial Indonesia	1,440	186,747	-	-	1,440	186,747
7	PT Axa Life Indonesia	-	-	-	-	-	-
8	PT Axa Mandiri Financial Services	-	-	-	-	-	-
9	PT Asuransi CIGNA	1,926	254,280	-	-	1,926	254,280
10	PT CIMB Sun Life (d/h PT Commerce International)	-	-	-	-	-	-
11	PT Commonwealth Life (d/h PT Astra CMG Life )	-	-	-	-	-	-
12	PT Asuransi Jiwa Generali Indonesia (d/h PT A.J. Arta Mandiri Prima)	-	-	-	-	-	-
13	PT Great Eastern Life Indonesia	67	3,851	-	-	67	3,851
14	PT Tokio Marine Life (d/h PT MAA Life Assurance)	950	42,307	-	-	950	42,307
15	PT Asuransi Jiwa Manulife Indonesia	28,766	3,929,203	-	-	28,766	3,929,203
16	PT Prudential Life Assurance	-	-	-	-	-	-
17	PT Asuransi Jiwa Sinar Mas MSIG	12,779	893,319	-	-	12,779	893,319
18	PT Sun Life Financial Indonesia	-	-	-	-	-	-
19	PT Zurich Topas Life (d/h PT Mayapada Life)	-	-	-	-	-	-
<b>JUMLAH / SUBTOTAL</b>		<b>62,789</b>	<b>8,837,827</b>	<b>-</b>	<b>-</b>	<b>62,789</b>	<b>8,837,827</b>
<b>JUMLAH SELURUHNYA / GRAND TOTAL</b>		<b>72,724</b>	<b>9,597,882</b>	<b>11</b>	<b>12</b>	<b>72,735</b>	<b>9,597,894</b>

## Keterangan / Notes :

\*) Tidak Menyampaikan Laporan / Have Not Submitted Annual Report

\*\*) Pencabutan Izin Usaha / Licenses Have Been Removed

\*\*\*) Pemberian Izin Usaha Baru / New Licenses

**Perusahaan Asuransi Jiwa**  
Life Insurance Companies

TABEL : 3.15.4 / TABLE : 3.15.4  
PORTOFOLIO PER 31 DESEMBER 2014  
PORTFOLIO AS AT DECEMBER 31, 2014

**Cabang Asuransi : Anuitas**  
Plan : Annuity

\*\*\*) Dim. jutaan rupiah  
\*\*\*\*) In million rupiah

NO.	NAMA PERUSAHAAN NAME OF COMPANY	PERT/PERORANGAN INDIVIDUAL		PERT/KUMPULAN GROUP		JUMLAH TOTAL	
		Jumlah Polis No Of Policies	Jml. Uang Pert**** Sum Insured	Jumlah Peserta No. Insured	Jml. Uang Pert**** Sum Insured	Polis/Peserta Policies/Insured	Jml. Uang Pert**** Sum Insured
(1)	(2)	(3)	(4)	(5)	(6)	(7)	(8)
<b>PERUSAHAAN ASURANSI JIWA SWASTA NASIONAL</b>							
<i>PRIVATE NATION LIFE INSURANCE COMPANIES</i>							
1	PT Asuransi Jiwa Adisarana Wanaartha	-	-	-	-	-	-
2	PT Asuransi Finansial Wiramitra Danadiaksana (d/h PT Agrapana Aksata)	-	-	-	-	-	-
3	PT Asuransi Jiwa Bakrie*	-	-	-	-	-	-
4	PT BNI Life Insurance	-	-	1,323	85,995	1,323	85,995
5	PT Asuransi Jiwa Bringin Jiwa Sejahtera	349	33,781	2,191	5,648	2,540	39,429
6	Asuransi Jiwa Bersama Bumiputera 1912	-	-	78,457	302,843	78,457	302,843
7	PT Asuransi Jiwa Central Asia Raya	3,291	162,200	-	-	3,291	162,200
8	PT Equity Life Indonesia	-	-	-	-	-	-
9	PT Heksa Eka Life Insurance	-	-	-	-	-	-
10	PT Indolife Pensiontama	-	-	-	-	-	-
11	PT Asuransi Jiwa InHealth Indonesia	-	-	-	-	-	-
12	PT Asuransi Jiwasraya (Persero)	105,671	1,205,160	29,238	669,294	134,909	1,874,454
13	PT Asuransi Kresna Life (d/h PT A.J. Mira Life)	5	1	-	-	5	1
14	PT Asuransi Jiwa Mega Life	-	-	-	-	-	-
15	PT MNC Life Assurance (d/h PT UOB Life Sun Assurance)	-	-	-	-	-	-
16	PT Hanwa Life Insurance Indonesia (d/a PT Multicor Life Insurance)	-	-	-	-	-	-
17	PT Panin Daichi Life (d/h PT Panin Anugrah Life)	2	-	-	-	2	-
18	PT Pasaraya Life Insurance	-	-	-	-	-	-
19	PT Asuransi Jiwa Recapital	-	-	-	-	-	-
20	PT Asuransi Jiwa Sequis Financial	-	-	-	-	-	-
21	PT Asuransi Jiwa Sequis Life	-	-	-	-	-	-
22	PT Asuransi Jiwa Tugu Mandiri	-	-	-	-	-	-
23	PT Asuransi Jiwa Mega Indonesia	-	-	-	-	-	-
24	PT Asuransi Jiwa Reliance ***	-	-	-	-	-	-
25	PT Central Asia Finansial ***	-	-	-	-	-	-
26	PT Asuransi Jiwa Indosurya Sukses ***	-	-	-	-	-	-
27	PT Sinergi Proteksi Indonesia (d/h PT. Brent Asuransi Jiwa)***	-	-	-	-	-	-
28	PT. Asuransi Jiwa Taspen***	-	-	-	-	-	-
29	PT Asuransi Jiwa Sinarsari Indonesia***	-	-	-	-	-	-
30	PT Asuransi Jiwa BCA***	-	-	-	-	-	-
31	PT Lippo Life Assurance***	-	-	-	-	-	-
<b>JUMLAH / SUB TOTAL</b>		<b>109,318</b>	<b>1,401,142</b>	<b>111,209</b>	<b>1,063,780</b>	<b>220,527</b>	<b>2,464,922</b>
<b>PERUSAHAAN ASURANSI JIWA PATUNGAN</b>							
<i>JOINT VENTURE LIFE INSURANCE COMPANIES</i>							
1	PT Ace Life Assurance (d/h PT A.J. Bhumi Artha Reksatama)	-	-	-	-	-	-
2	PT AIA Finansial (d/h PT AIG Life)	-	-	-	-	-	-
3	PT Asuransi Allianz Life Indonesia	-	-	-	-	-	-
4	PT Asuransi Aviva Indonesia (d/h PT Winterthur Life Indonesia)	-	-	-	-	-	-
5	PT Avrist Assurance (d/h PT Asuransi AIA Indonesia)	-	-	-	-	-	-
6	PT Axa Finansial Indonesia	-	-	-	-	-	-
7	PT Axa Life Indonesia	-	-	-	-	-	-
8	PT Axa Mandiri Financial Services	-	-	-	-	-	-
9	PT Asuransi CIGNA	-	-	-	-	-	-
10	PT CIMB Sun Life (d/h PT Commerce International)	-	-	-	-	-	-
11	PT Commonwealth Life (d/h PT Astra CMG Life )	-	-	-	-	-	-
12	PT Asuransi Jiwa Generali Indonesia (d/h PT A.J. Arta Mandiri Prima)	-	-	-	-	-	-
13	PT Great Eastern Life Indonesia	-	-	-	-	-	-
14	PT Tokio Marine Life (d/h PT MAA Life Assurance)	-	-	-	-	-	-
15	PT Asuransi Jiwa Manulife Indonesia	-	-	-	-	-	-
16	PT Prudential Life Assurance	-	-	-	-	-	-
17	PT Asuransi Jiwa Sinar Mas MSIG	-	-	-	-	-	-
18	PT Sun Life Finansial Indonesia	-	-	-	-	-	-
19	PT Zurich Topas Life (d/h PT Mayapada Life)	-	-	-	-	-	-
<b>JUMLAH / SUB TOTAL</b>		<b>-</b>	<b>-</b>	<b>-</b>	<b>-</b>	<b>-</b>	<b>-</b>
<b>JUMLAH SELURUHNYA / GRAND TOTAL</b>		<b>109,318</b>	<b>1,401,142</b>	<b>111,209</b>	<b>1,063,780</b>	<b>220,527</b>	<b>2,464,922</b>

Keterangan / Notes :

\*) Tidak Menyampaikan Laporan / Have Not Submitted Annual Report

\*\*) Pencabutan Izin Usaha / Licenses Have Been Removed

\*\*\*) Pemberian Izin Usaha Baru / New Licences

## Perusahaan Asuransi Jiwa

Life Insurance Companies

TABEL : 3.15.5 / TABLE : 3.15.5  
 PORTOFOLIO PER 31 DESEMBER 2014  
 PORTFOLIO AS AT DECEMBER 31,2014

## Cabang Asuransi : Anuitas Dana Pensiun

Plan : Pension Annuity

\*\*\*) Dlm. jutaan rupiah

\*\*\*\*) In million rupiah

NO.	NAMA PERUSAHAAN NAME OF COMPANY	PERT/PERORANGAN INDIVIDUAL		PERT/KUMPULAN GROUP		JUMLAH TOTAL	
		Jumlah Polis No Of Policies	Jml. Uang Pert**** Sum Insured	Jumlah Peserta No. Insured	Jml. Uang Pert**** Sum Insured	Polis/Peserta Policies/Insured	Jml. Uang Pert**** Sum Insured
(1)	(2)	(3)	(4)	(5)	(6)	(7)	(8)
<b>PERUSAHAAN ASURANSI JIWA SWASTA NASIONAL</b>							
<i>PRIVATE NATION LIFE INSURANCE COMPANIES</i>							
1	PT Asuransi Jiwa Adisarana Wanaartha	-	-	8.200	119.375	8.200	119.375
2	PT Asuransi Financial Wiramitra Danadiaksana (d/h PT Agrapana Aksata)	-	-	-	-	-	-
3	PT Asuransi Jiwa Bakrie*	-	-	-	-	-	-
4	PT BNI Life Insurance	1.029	156.994	-	-	1.029	156.994
5	PT Asuransi Jiwa Brngin Jiwa Sejahtera	237	85.562	-	-	237	85.562
6	Asuransi Jiwa Bersama Bumiputera 1912	-	-	-	-	-	-
7	PT Asuransi Jiwa Central Asia Raya	-	-	81	4.680	81	4.680
8	PT Equity Life Indonesia	-	-	-	-	-	-
9	PT Heksa Eka Life Insurance	-	-	-	-	-	-
10	PT Indolife Pensiortama	-	-	-	-	-	-
11	PT Asuransi Jiwa InHealth Indonesia	-	-	-	-	-	-
12	PT Asuransi Jiwasraya (Persero)	2.863	2.913	20.138	22.774	23.001	25.687
13	PT Asuransi Kresna Life (d/h PT A.J. Mira Life)	-	-	-	-	-	-
14	PT Asuransi Jiwa Mega Life	-	-	-	-	-	-
15	PT MNC Life Assurance (d/h PT UOB Life Sun Assurance)	-	-	-	-	-	-
16	PT Hanwa Life Insurance Indonesia (d/a PT Multicor Life Insurance)	-	-	-	-	-	-
17	PT Panin Daichi Life (d/h PT Panin Anugrah Life)	2	13	-	-	2	13
18	PT Pasaraya Life Insurance	-	-	-	-	-	-
19	PT Asuransi Jiwa Recapital	-	-	-	-	-	-
20	PT Asuransi Jiwa Sequis Financial	-	-	-	-	-	-
21	PT Asuransi Jiwa Sequis Life	-	-	-	-	-	-
22	PT Asuransi Jiwa Tugu Mandiri	126	4.338	-	-	126	4.338
23	PT Asuransi Jiwa Mega Indonesia	-	-	-	-	-	-
24	PT Asuransi Jiwa Reliance ***	-	-	-	-	-	-
25	PT Central Asia Financial ***	-	-	-	-	-	-
26	PT Asuransi Jiwa Indosurya Sukses ***	-	-	-	-	-	-
27	PT Sinergi Proteksi Indonesia (d/h PT. Brent Asuransi Jiwa)***	-	-	-	-	-	-
28	PT. Asuransi Jiwa Taspen***	-	-	-	-	-	-
29	PT Asuransi Jiwa Sinansari Indonesia**	-	-	-	-	-	-
30	PT Asuransi Jiwa BCA**	-	-	-	-	-	-
31	PT Lippo Life Assurance***	-	-	-	-	-	-
<b>JUMLAH / SUB TOTAL</b>		<b>4,257</b>	<b>249,820</b>	<b>28,419</b>	<b>146,828</b>	<b>32,676</b>	<b>396,648</b>
<b>PERUSAHAAN ASURANSI JIWA PATUNGAN</b>							
<i>JOINT VENTURE LIFE INSURANCE COMPANIES</i>							
1	PT Ace Life Assurance (d/h PT A.J. Bhumi Artha Reksatama)	-	-	-	-	-	-
2	PT AIA Financial (d/h PT AIG Life)	-	-	-	-	-	-
3	PT Asuransi Allianz Life Indonesia	-	-	-	-	-	-
4	PT Asuransi Aviva Indonesia (d/h PT Winterthur Life Indonesia)	-	-	-	-	-	-
5	PT Avrist Assurance (d/h PT Asuransi AIA Indonesia)	-	-	-	-	-	-
6	PT Axa Financial Indonesia	-	-	-	-	-	-
7	PT Axa Life Indonesia	-	-	-	-	-	-
8	PT Axa Mandiri Financial Services	-	-	-	-	-	-
9	PT Asuransi CIGNA	-	-	-	-	-	-
10	PT CIMB Sun Life (d/h PT Commerce International)	-	-	-	-	-	-
11	PT Commonwealth Life (d/h PT Astra CMG Life )	-	-	-	-	-	-
12	PT Asuransi Jiwa Generali Indonesia (d/h PT A.J. Arta Mandiri Prima)	-	-	-	-	-	-
13	PT Great Eastern Life Indonesia	-	-	-	-	-	-
14	PT Tokio Marine Life (d/h PT MAA Life Assurance)	-	-	-	-	-	-
15	PT Asuransi Jiwa Manulife Indonesia	-	-	89	3.302	89	3.302
16	PT Prudential Life Assurance	-	-	-	-	-	-
17	PT Asuransi Jiwa Sinar Mas MSIG	-	-	-	-	-	-
18	PT Sun Life Financial Indonesia	-	-	-	-	-	-
19	PT Zurich Topas Life (d/h PT Mayapada Life)	-	-	-	-	-	-
<b>JUMLAH / SUB TOTAL</b>		<b>-</b>	<b>-</b>	<b>89</b>	<b>3,302</b>	<b>89</b>	<b>3,302</b>
<b>JUMLAH SELURUHNYA / GRAND TOTAL</b>		<b>4,257</b>	<b>249,820</b>	<b>28,508</b>	<b>150,130</b>	<b>32,765</b>	<b>399,951</b>

## Keterangan / Notes :

\*) Tidak Menyampaikan Laporan / Have Not Submitted Annual Report

\*\*) Pencabutan Izin Usaha / Licenses Have Been Removed

\*\*\*) Pemberian Izin Usaha Baru / New Licenses

Perusahaan Asuransi Jiwa  
Life Insurance Companies

TABEL : 3.15.6 / TABLE : 3.15.6  
PORTOFOLIO PER 31 DESEMBER 2014  
PORTFOLIO AS AT DECEMBER 31, 2014

Cabang Asuransi : Kecelakaan Diri  
Plan : Personal Accident

\*\*\*) Dim. jutaan rupiah  
\*\*\*\*) In million rupiah

NO.	NAMA PERUSAHAAN NAME OF COMPANY	PERT/PERORANGAN INDIVIDUAL		PERT/KUMPULAN GROUP		JUMLAH TOTAL	
		Jumlah Polis No Of Policies (3)	Jml. Uang Pert*** Sum Insured (4)	Jumlah Peserta No. Insured (5)	Jml. Uang Pert*** Sum Insured (6)	Polis/Peserta Policies/Insured (7)	Jml. Uang Pert*** Sum Insured (8)
<b>PERUSAHAAN ASURANSI JIWA SWASTA NASIONAL</b>							
<i>PRIVATE NATION LIFE INSURANCE COMPANIES</i>							
1	PT Asuransi Jiwa Adisarana Wanaartha	-	-	-	-	-	-
2	PT Asuransi Financial Wiramitra Danadiaksana (d/h PT Agrapana Aksata)	211	22.100	-	-	211	22.100
3	PT Asuransi Jiwa Bakrie*	-	-	-	-	-	-
4	PT BNI Life Insurance	57.615	13.351.596	4.738	836.187	62.353	14.187.784
5	PT Asuransi Jiwa Bnngin Jiwa Sejahtera	1.235	39.560	465.313	18.878.390	466.548	18.917.950
6	Asuransi Jiwa Bersama Bumiputera 1912	-	-	89.323	556.054	89.323	556.054
7	PT Asuransi Jiwa Central Asia Raya	5.008	196.755	161.693	14.444.191	166.701	14.640.946
8	PT Equity Life Indonesia	-	-	48.350	3.180.153	48.350	3.180.153
9	PT Heksa Eka Life Insurance	-	-	-	9.375	9.375	73.926
10	PT Indolife Pensiontama	-	-	-	-	-	-
11	PT Asuransi Jiwa InHealth Indonesia	-	-	-	-	-	-
12	PT Asuransi Jiwasraya (Persero)	5.492	659.877	1.443.438	7.526.696	1.448.930	8.186.574
13	PT Asuransi Kresna Life (d/h PT A.J. Mira Life)	1	400	212	473.391	213	473.791
14	PT Asuransi Jiwa Mega Life	2.464	709.200	389	1.167	2.853	710.367
15	PT MNC Life Assurance (d/h PT UOB Life Sun Assurance)	19.109	752.195	4.496	98.495	23.605	850.690
16	PT Hanwa Life Insurance Indonesia (d/a PT Multicoor Life Insurance)	-	-	4.520	54.300	4.520	54.300
17	PT Panin Daichi Life (d/h PT Panin Anugrah Life)	13	-	589	17.670	602	17.670
18	PT Pasaraya Life Insurance	-	-	8.173	58.067	6.173	58.067
19	PT Asuransi Jiwa Recapital	508	6.455	-	-	508	6.455
20	PT Asuransi Jiwa Sequis Financial	48	9.200	47	2.831	93	12.031
21	PT Asuransi Jiwa Sequis Life	1.144	128.060	-	-	1.144	128.060
22	PT Asuransi Jiwa Tuqu Mandiri	909	42.060	105	27.256	1.014	69.316
23	PT Asuransi Jiwa Mega Indonesia	-	-	-	-	-	-
24	PT Asuransi Jiwa Reliance***	-	-	-	-	-	-
25	PT Central Asia Financial***	59	4.320	-	-	59	4.320
26	PT Asuransi Jiwa Indosurva Sukses***	-	-	510	394.383	510	394.383
27	PT Sinergi Proteksi Indonesia (d/h PT. Brent Asuransi Jiwa)***	-	-	1.232	689	1.232	689
28	PT. Asuransi Jiwa Taspen***	-	-	-	-	-	-
29	PT Asuransi Jiwa Sinarsari Indonesia***	-	-	-	-	-	-
30	PT Asuransi Jiwa BCA***	-	-	-	-	-	-
31	PT Lippo Life Assurance***	-	-	-	-	-	-
<b>JUMLAH / SUB TOTAL</b>		<b>93,814</b>	<b>15,921,779</b>	<b>2,240,503</b>	<b>46,623,845</b>	<b>2,334,317</b>	<b>62,545,625</b>
<b>PERUSAHAAN ASURANSI JIWA PATUNGAN</b>							
<i>JOINT VENTURE LIFE INSURANCE COMPANIES</i>							
1	PT Ace Life Assurance (d/h PT A.J. Bhumi Artha Reksatama)	-	-	-	-	-	-
2	PT AIA Financial (d/h PT AIG Life)	31.892	6.948.071	14.319	11.906.064	46.211	18.854.136
3	PT Asuransi Allianz Life Indonesia	-	-	418.696	52.843.169	418.696	52.843.169
4	PT Asuransi Aviva Indonesia (d/h PT Winterthur Life Indonesia)	188	8.668	67.805	7.986.589	67.993	7.995.258
5	PT Avist Assurance (d/h PT Asuransi AIA Indonesia)	5.533	783.953	238.781	10.168.338	244.314	10.952.291
6	PT Axa Financial Indonesia	1.485	60.375	12.352	495.510	13.817	555.885
7	PT Axa Life Indonesia	35.306	881.770	-	-	35.306	881.770
8	PT Axa Mandiri Financial Services	19.242	2.491.168	-	-	19.242	2.491.168
9	PT Asuransi CIGNA	160.342	72.476.249	-	-	160.342	72.476.249
10	PT CIMB Sun Life (d/h PT Commerce International)	14.477	4.190.300	1	4.175.901	14.478	8.366.201
11	PT Commonwealth Life (d/h PT Astra CMG Life)	32.182	1.331.310	20.559	2.799.615	52.741	4.130.925
12	PT Asuransi Jiwa Generali Indonesia (d/h PT A.J. Arta Mandiri Prima)	-	-	78.618	21.780.118	78.618	21.780.118
13	PT Great Eastern Life Indonesia	40	8.915	707	-	747	8.915
14	PT Tokio Marine Life (d/h PT MAA Life Assurance)	-	-	89	5.700	89	5.700
15	PT Asuransi Jiwa Manulife Indonesia	369.563	7.262.703	6.781	1.155.076	376.344	8.417.779
16	PT Prudential Life Assurance	113.261	225.740.921	-	1.160.556	113.261	226.901.477
17	PT Asuransi Jiwa Sinar Mas MSIG	9.254	454.337	18.646	481.002	27.900	935.339
18	PT Sun Life Financial Indonesia	9	2.000	-	-	9	2.000
19	PT Zurich Topas Life (d/h PT Mayapada Life)	845	363.398	-	-	845	363.398
<b>JUMLAH / SUB TOTAL</b>		<b>793.599</b>	<b>323.004.139</b>	<b>877.354</b>	<b>114.957.640</b>	<b>1.670.953</b>	<b>437.961.778</b>
<b>JUMLAH SELURUHNYA / GRAND TOTAL</b>		<b>887.413</b>	<b>338.925.918</b>	<b>3.117.857</b>	<b>161.581.485</b>	<b>4.005.270</b>	<b>500.507.403</b>

Keterangan / Notes :  
\*) Tidak Menyampaikan Laporan / Have Not Submitted Annual Report  
\*\*) Pencabutan Izin Usaha / Licenses Have Been Removed  
\*\*\*) Pemberian Izin Usaha Baru / New Licenses

Perusahaan Asuransi Jiwa  
Life Insurance Companies

TABEL : 3.15.7 / TABLE : 3.15.7  
PORTOFOLIO PER 31 DESEMBER 2014  
PORTFOLIO AS AT DECEMBER 31, 2014

Cabang Asuransi : Kesehatan  
Plan : Health

\*\*\*) Dim. jutaan rupiah  
\*\*\*\*) In million rupiah

NO.	NAMA PERUSAHAAN NAME OF COMPANY	PERT/PERORANGAN INDIVIDUAL		PERT/KUMPULAN GROUP		JUMLAH TOTAL	
		Jumlah Polis No Of Policies	Jml. Uang Pert*** Sum Insured	Jumlah Peserta No. Insured	Jml. Uang Pert*** Sum Insured	Polis/Peserta Policies/Insured	Jml. Uang Pert*** Sum Insured
(1)	(2)	(3)	(4)	(5)	(6)	(7)	(8)
<b>PERUSAHAAN ASURANSI JIWA SWASTA NASIONAL</b>							
PRIVATE NATION LIFE INSURANCE COMPANIES							
1	PT Asuransi Jiwa Adisarana Wanaartha	-	-	17,575	60,352	17,575	60,352
2	PT Asuransi Financial Wiramitra Danadiaksana (d/h PT Agrapana Aksata)	-	-	-	-	-	-
3	PT Asuransi Jiwa Bakrie*	-	-	-	-	-	-
4	PT BNI Life Insurance	32,180	-	245,777	-	277,957	-
5	PT Asuransi Jiwa Bringin Jiwa Sejahtera	3,820	-	4,930,223	-	4,934,043	-
6	Asuransi Jiwa Bersama Bumiputera 1912	-	-	-	-	-	-
7	PT Asuransi Jiwa Central Asia Raya	390	105	265,176	2,134,397	265,566	2,134,501
8	PT Equity Life Indonesia	-	-	169,639	30,945,074	169,639	30,945,074
9	PT Heksa Eka Life Insurance	-	-	-	-	-	-
10	PT Indolife Pensiontama	-	-	-	-	-	-
11	PT Asuransi Jiwa InHealth Indonesia	-	-	-	-	-	-
12	PT Asuransi Jiwasraya (Persero)	-	-	7,471	-	7,471	-
13	PT Asuransi Kresna Life (d/h PT A.J. Mira Life)	300	1,380	112	8,432	412	9,811
14	PT Asuransi Jiwa Mega Life	17,352	415,910	7	4	17,359	415,914
15	PT MNC Life Assurance (d/h PT UOB Life Sun Assurance)	2,338	-	51,979	-	54,317	-
16	PT Hanwa Life Insurance Indonesia (d/a PT Multicor Life Insurance)	-	-	374	-	374	-
17	PT Panin Daichi Life (d/h PT Panin Anugrah Life)	41	-	134	116	175	116
18	PT Pasaraya Life Insurance	-	-	-	-	-	-
19	PT Asuransi Jiwa Recapital	204	2,029	55,028	-	55,232	2,029
20	PT Asuransi Jiwa Sequis Financial	90	31	-	-	90	31
21	PT Asuransi Jiwa Sequis Life	124	1,490	-	-	124	1,490
22	PT Asuransi Jiwa Tugu Mandiri	-	-	13,410	-	13,410	-
23	PT Asuransi Jiwa Meqa Indonesia	2,671	68,553	-	-	2,671	68,553
24	PT Asuransi Jiwa Reliance ***	-	-	-	-	-	-
25	PT Central Asia Financial ***	25	26	-	-	25	26
26	PT Asuransi Jiwa Indosurya Sukses ***	-	-	813	-	813	-
27	PT Sinergi Proteksi Indonesia (d/h PT. Brent Asuransi Jiwa)***	-	-	-	-	-	-
28	PT. Asuransi Jiwa Taspen***	-	-	-	-	-	-
29	PT Asuransi Jiwa Sinansari Indonesia***	-	-	-	-	-	-
30	PT Asuransi Jiwa BCA***	-	-	-	-	-	-
31	PT Lippo Life Assurance***	-	-	-	-	-	-
<b>JUMLAH / SUB TOTAL</b>		<b>59,535</b>	<b>489,523</b>	<b>5,757,718</b>	<b>33,148,375</b>	<b>5,817,253</b>	<b>33,637,898</b>
<b>PERUSAHAAN ASURANSI JIWA PATUNGAN</b>							
JOINT VENTURE LIFE INSURANCE COMPANIES							
1	PT Ace Life Assurance (d/h PT A.J. Bhumi Artha Reksatama)	-	-	-	-	-	-
2	PT AIA Financial (d/h PT AIG Life)	18,759	131,543	99,993	-	118,752	131,543
3	PT Asuransi Allianz Life Indonesia	11,945	-	275,203	-	287,148	-
4	PT Asuransi Aviva Indonesia (d/h PT Winterthur Life Indonesia)	151	41	226,641	3,726,935	226,792	3,726,976
5	PT Avrist Assurance (d/h PT Asuransi AIA Indonesia)	6,160	425,826	279,293	-	285,453	425,826
6	PT Axa Financial Indonesia	31,289	95,368	18,139	2,408,357	49,428	2,503,725
7	PT Axa Life Indonesia	29,183	44,537	-	-	29,183	44,537
8	PT Axa Mandiri Financial Services	237,453	594,064	22,643	-	260,096	594,064
9	PT Asuransi CIGNA	166,870	8,050,071	-	-	166,870	8,050,071
10	PT CIMB Sun Life (d/h PT Commerce International)	33,392	94,195	-	-	33,392	94,195
11	PT Commonwealth Life (d/h PT Astra CMG Life )	2,223	-	22,580	291,997	24,803	291,997
12	PT Asuransi Jiwa Generali Indonesia (d/h PT A.J. Arta Mandiri Prima)	-	-	83,485	-	83,485	-
13	PT Great Eastern Life Indonesia	283	1,065,978	18,443	-	18,726	1,065,978
14	PT Tokio Marine Life (d/h PT MAA Life Assurance)	-	-	480	3,808	480	3,808
15	PT Asuransi Jiwa Manulife Indonesia	1,833	50	49,996	148,317	51,829	148,367
16	PT Prudential Life Assurance	35,896	139,630,657	-	503,647	35,896	140,134,304
17	PT Asuransi Jiwa Sinar Mas MSIG	6,357	3,915	153,434	-	159,791	3,915
18	PT Sun Life Financial Indonesia	9,762	170,444	-	-	9,762	170,444
19	PT Zurich Topas Life (d/h PT Mayapada Life)	-	-	-	-	-	-
<b>JUMLAH / SUB TOTAL</b>		<b>591,556</b>	<b>150,306,689</b>	<b>1,250,330</b>	<b>7,083,060</b>	<b>1,841,886</b>	<b>157,389,749</b>
<b>JUMLAH SELURUHNYA / GRAND TOTAL</b>		<b>651,091</b>	<b>150,796,212</b>	<b>7,008,048</b>	<b>40,231,435</b>	<b>7,659,139</b>	<b>191,027,647</b>

## Keterangan / Notes :

\*) Tidak Menyampaikan Laporan / Have Not Submitted Annual Report

\*\*) Pencabutan Izin Usaha / Licenses Have Been Removed

\*\*\*) Pemberian Izin Usaha Baru / New Licenses

**Perusahaan Asuransi Jiwa**  
Life Insurance Companies

TABEL : 3.15.8 / TABLE : 3.15.8  
PORTOFOLIO PER 31 DESEMBER 2014  
PORTFOLIO AS AT DECEMBER 31, 2014

**Cabang Asuransi : Produk Lain**  
Plan : Other Products

\*\*\*) Dim. jutaan rupiah  
\*\*\*\*) In million rupiah

NO.	NAMA PERUSAHAAN NAME OF COMPANY	PERT/PERORANGAN INDIVIDUAL		PERT/KUMPULAN GROUP		JUMLAH TOTAL	
		Jumlah Polis No Of Policies	Jml. Uang Pert*** Sum Insured	Jumlah Peserta No. Insured	Jml. Uang Pert*** Sum Insured	Polis/Peserta Policies/Insured	Jml. Uang Pert*** Sum Insured
(1)	(2)	(3)	(4)	(5)	(6)	(7)	(8)
<b>PERUSAHAAN ASURANSI JIWA SWASTA NASIONAL</b> PRIVATE NATION LIFE INSURANCE COMPANIES							
1	PT Asuransi Jiwa Adisarana Wanaartha	-	-	-	-	-	-
2	PT Asuransi Financial Wiramitra Danadiaksana (d/h PT Agrapana Aksata)	-	-	-	-	-	-
3	PT Asuransi Jiwa Bakrie*	-	-	-	-	-	-
4	PT BNI Life Insurance	-	-	-	-	-	-
5	PT Asuransi Jiwa Bringin Jiwa Sejahtera	-	-	-	-	-	-
6	Asuransi Jiwa Bersama Bumiputera 1912	-	-	-	-	-	-
7	PT Asuransi Jiwa Central Asia Raya	-	-	-	-	-	-
8	PT Equity Life Indonesia	-	-	-	-	-	-
9	PT Heksa Eka Life Insurance	-	-	-	-	-	-
10	PT Indolife Pensiontama	-	-	-	-	-	-
11	PT Asuransi Jiwa InHealth Indonesia	-	-	-	-	-	-
12	PT Asuransi Jiwasraya (Persero)	40,355	4,212,125	258,752	2,949,893	299,107	7,162,018
13	PT Asuransi Kresna Life (d/h PT A.J. Mira Life)	-	-	-	-	-	-
14	PT Asuransi Jiwa Mega Life	-	-	-	-	-	-
15	PT MNC Life Assurance (d/h PT UOB Life Sun Assurance)	-	-	-	-	-	-
16	PT Hanwa Life Insurance Indonesia (d/a PT Multicor Life Insurance)	-	-	-	-	-	-
17	PT Panin Daichi Life (d/h PT Panin Anugrah Life)	-	-	-	-	-	-
18	PT Pasaraya Life Insurance	-	-	-	-	-	-
19	PT Asuransi Jiwa Recapital	-	-	-	-	-	-
20	PT Asuransi Jiwa Sequis Financial	-	-	-	-	-	-
21	PT Asuransi Jiwa Sequis Life	-	-	-	-	-	-
22	PT Asuransi Jiwa Tugu Mandiri	-	-	-	-	-	-
23	PT Asuransi Jiwa Mega Indonesia	-	-	-	-	-	-
24	PT Asuransi Jiwa Reliance ***	-	-	-	-	-	-
25	PT Central Asia Financial ***	-	-	-	-	-	-
26	PT Asuransi Jiwa Indosurya Sukses ***	-	-	-	-	-	-
27	PT Sinergi Proteksi Indonesia (d/h PT. Brent Asuransi Jiwa)***	-	-	-	-	-	-
28	PT. Asuransi Jiwa Taspen***	-	-	-	-	-	-
29	PT Asuransi Jiwa Sinarsari Indonesia***	-	-	-	-	-	-
30	PT Asuransi Jiwa BCA***	-	-	-	-	-	-
31	PT Lippo Life Assurance***	-	-	-	-	-	-
<b>JUMLAH / SUB TOTAL</b>		<b>40,355</b>	<b>4,212,125</b>	<b>258,752</b>	<b>2,949,893</b>	<b>299,107</b>	<b>7,162,018</b>
<b>PERUSAHAAN ASURANSI JIWA PATUNGAN</b> JOINT VENTURE LIFE INSURANCE COMPANIES							
1	PT Ace Life Assurance (d/h PT A.J. Bhumi Artha Reksatama)	-	-	-	-	-	-
2	PT AIA Financial (d/h PT AIG Life)	-	-	-	-	-	-
3	PT Asuransi Allianz Life Indonesia	-	-	-	-	-	-
4	PT Asuransi Aviva Indonesia (d/h PT Winterthur Life Indonesia)	52	3,449	-	-	52	3,449
5	PT Avrist Assurance (d/h PT Asuransi AIA Indonesia)	-	-	-	-	-	-
6	PT Axa Financial Indonesia	-	-	-	-	-	-
7	PT Axa Life Indonesia	-	-	-	-	-	-
8	PT Axa Mandiri Financial Services	-	-	-	-	-	-
9	PT Asuransi CIGNA	74,481	312,332	-	-	74,481	312,332
10	PT CLIMB Sun Life (d/h PT Commerce International)	-	-	-	-	-	-
11	PT Commonwealth Life (d/h PT Astra CMG Life)	-	-	-	-	-	-
12	PT Asuransi Jiwa Generali Indonesia (d/h PT A.J. Arta Mandiri Prima)	-	-	-	-	-	-
13	PT Great Eastern Life Indonesia	-	-	-	-	-	-
14	PT Tokio Marine Life (d/h PT MAA Life Assurance)	-	-	-	-	-	-
15	PT Asuransi Jiwa Manulife Indonesia	-	-	-	-	-	-
16	PT Prudential Life Assurance	-	-	-	-	-	-
17	PT Asuransi Jiwa Sinar Mas MSIG	-	-	-	-	-	-
18	PT Sun Life Financial Indonesia	-	-	-	-	-	-
19	PT Zurich Topas Life (d/h PT Mayapada Life)	-	-	-	-	-	-
<b>JUMLAH / SUB TOTAL</b>		<b>74,533</b>	<b>315,781</b>	<b>-</b>	<b>-</b>	<b>74,533</b>	<b>315,781</b>
<b>JUMLAH SELURUHNYA / GRAND TOTAL</b>		<b>114,888</b>	<b>4,527,906</b>	<b>258,752</b>	<b>2,949,893</b>	<b>373,640</b>	<b>7,477,799</b>

Keterangan / Notes :

\*) Tidak Menyampaikan Laporan / Have Not Submitted Annual Report

\*\*) Pencabutan Izin Usaha / Licenses Have Been Removed

\*\*\*) Pemberian Izin Usaha Baru / New Licenses

Perusahaan Asuransi Jiwa  
Life Insurance Companies

TABEL : 3.15.9 / TABLE : 3.15.9  
PORTOFOLIO PER 31 DESEMBER 2014  
PORTFOLIO AS AT DECEMBER 31, 2014

Cabang Asuransi : Investasi  
Plan : Investment

\*\*\* Dim. jutaan rupiah  
\*\*\* In million rupiah

NO.	NAMA PERUSAHAAN NAME OF COMPANY	PERT/PERORANGAN INDIVIDUAL		PERT/KUMPULAN GROUP		JUMLAH TOTAL	
		Jumlah Polis No Of Policies	Jml. Uang Pert*** Sum Insured	Jumlah Peserta No. Insured	Jml. Uang Pert*** Sum Insured	Polis/Peserta Policies/Insured	Jml. Uang Pert*** Sum Insured
(1)	(2)	(3)	(4)	(5)	(6)	(7)	(8)
<b>PERUSAHAAN ASURANSI JIWA SWASTA NASIONAL</b>							
<i>PRIVATE NATION LIFE INSURANCE COMPANIES</i>							
1	PT Asuransi Jiwa Adisarana Wanaartha	305	30,676	-	-	305	30,676
2	PT Asuransi Financial Wiramitra Danadiaksana (d/h PT Agrapana Aksata)	4,190	1,029,529	-	-	4,190	1,029,529
3	PT Asuransi Jiwa Bakrie*	-	-	-	-	-	-
4	PT BNI Life Insurance	68,264	6,726,654	4,439	176,639	72,703	6,903,293
5	PT Asuransi Jiwa Brinjin Jiwa Sejahtera	4,951	145,509	-	-	4,951	145,509
6	Asuransi Jiwa Bersama Bumiputera 1912	-	-	-	-	-	-
7	PT Asuransi Jiwa Central Asia Raya	58,134	2,825,870	-	-	58,134	2,825,870
8	PT Equity Life Indonesia	29,580	3,047,414	-	-	29,580	3,047,414
9	PT Heksa Eka Life Insurance	-	-	-	-	-	-
10	PT Indolife Pensiontama	-	-	-	-	-	-
11	PT Asuransi Jiwa InHealth Indonesia	-	-	-	-	-	-
12	PT Asuransi Jiwasraya (Persero)	65,563	1,070,463	-	-	65,563	1,070,463
13	PT Asuransi Kresna Life (d/h PT A.J. Mira Life)	290	14,821	-	-	290	14,821
14	PT Asuransi Jiwa Mega Life	2,669	221,874	-	-	2,669	221,874
15	PT MNC Life Assurance (d/h PT UOB Life Sun Assurance)	4,235	409,339	-	-	4,235	409,339
16	PT Harwa Life Insurance Indonesia (d/a PT Multicor Life Insurance)	347	130,272	-	-	347	130,272
17	PT Panin Daichi Life (d/h PT Panin Anugrah Life)	55,800	13,188,043	15	1,765	55,815	13,189,808
18	PT Pasaraya Life Insurance	-	-	-	-	-	-
19	PT Asuransi Jiwa Recapital	521	42,871	-	-	521	42,871
20	PT Asuransi Jiwa Sequis Financial	-	-	-	-	-	-
21	PT Asuransi Jiwa Sequis Life	179,902	29,448,762	-	-	179,902	29,448,762
22	PT Asuransi Jiwa Tugu Mandiri	688	21,971	29,513	389,686	30,201	411,657
23	PT Asuransi Jiwa Mega Indonesia	810	124,376	-	-	810	124,376
24	PT Asuransi Jiwa Reliance ***	-	-	-	-	-	-
25	PT Central Asia Financial ***	113	8,309	-	-	113	8,309
26	PT Asuransi Jiwa Indosunya Sukses ***	-	-	-	-	-	-
27	PT Sinergi Proteksi Indonesia (d/h PT. Brent Asuransi Jiwa)***	-	-	-	-	-	-
28	PT. Asuransi Jiwa Taspen***	-	-	-	-	-	-
29	PT Asuransi Jiwa Sinansari Indonesia***	-	-	-	-	-	-
30	PT Asuransi Jiwa BCA***	-	-	-	-	-	-
31	PT Lippo Life Assurance***	-	-	-	-	-	-
<b>JUMLAH / SUB TOTAL</b>		<b>476,362</b>	<b>58,486,751</b>	<b>33,967</b>	<b>568,090</b>	<b>510,329</b>	<b>59,054,841</b>
<b>PERUSAHAAN ASURANSI JIWA PATUNGAN</b>							
<i>JOINT VENTURE LIFE INSURANCE COMPANIES</i>							
1	PT Ace Life Assurance (d/h PT A.J. Bhumi Artha Reksatama)	63,402	10,707,333	-	-	63,402	10,707,333
2	PT AIA Financial (d/h PT AIG Life)	312,011	46,362,829	-	-	312,011	46,362,829
3	PT Asuransi Allianz Life Indonesia	-	-	-	-	-	-
4	PT Asuransi Aviva Indonesia (d/h PT Winterthur Life Indonesia)	876	202,945	1,232	24,609	2,108	227,554
5	PT Avrist Assurance (d/h PT Asuransi AIA Indonesia)	57,346	6,987,767	-	-	57,346	6,987,767
6	PT Axa Financial Indonesia	97,735	19,242,756	-	-	97,735	19,242,756
7	PT Axa Life Indonesia	62	1,531	-	-	62	1,531
8	PT Axa Mandiri Financial Services	608,099	44,424,953	21	135	608,120	44,424,988
9	PT Asuransi CIGNA	13,542	1,570,732	-	-	13,542	1,570,732
10	PT CIMB Sun Life (d/h PT Commerce International)	9,097	1,076,747	-	-	9,097	1,076,747
11	PT Commonwealth Life (d/h PT Astra CMG Life)	117,716	30,175,459	-	-	117,716	30,175,459
12	PT Asuransi Jiwa Generali Indonesia (d/h PT A.J. Arta Mandiri Prima)	39,115	15,821,436	-	-	39,115	15,821,436
13	PT Great Eastern Life Indonesia	24,038	7,024,520	-	-	24,038	7,024,520
14	PT Tokio Marine Life (d/h PT MAA Life Assurance)	3,112	430,035	-	-	3,112	430,035
15	PT Asuransi Jiwa Manulife Indonesia	247,691	21,972,836	71,459	1,069,578	319,150	23,042,413
16	PT Prudential Life Assurance	2,797,206	353,581,562	42,336	2,352,327	2,839,542	355,933,889
17	PT Asuransi Jiwa Sinar Mas MSIG	37,459	3,138,653	375	2,813	37,834	3,141,465
18	PT Sun Life Financial Indonesia	95,144	16,421,925	-	-	95,144	16,421,925
19	PT Zurich Topas Life (d/h PT Mayapada Life)	12,917	6,285,783	-	-	12,917	6,285,783
<b>JUMLAH / SUB TOTAL</b>		<b>4,536,568</b>	<b>585,429,704</b>	<b>115,423</b>	<b>3,449,461</b>	<b>4,651,991</b>	<b>588,879,164</b>
<b>JUMLAH SELURUHNYA / GRAND TOTAL</b>		<b>5,012,930</b>	<b>643,916,455</b>	<b>149,390</b>	<b>4,017,551</b>	<b>5,162,320</b>	<b>647,934,006</b>

## Keterangan / Notes :

\*) Tidak Menyampaikan Laporan / Have Not Submitted Annual Report  
\*\*) Pencabutan Izin Usaha / Licenses Have Been Removed  
\*\*\*) Pemberian Izin Usaha Baru / New Licences

**Perusahaan Asuransi Jiwa**  
Life Insurance Companies

TABEL : 3.16/TABLE : 3.16  
PERTANGGUNGAN YANG BERLAKU PADA AWAL TAHUN 2014  
POLICIES INFORCE AT THE BEGINNING OF THE YEAR 2014

Semua Cabang Selain Kecelakaan Diri dan Kesehatan  
All Plans Except Personal Accident & Health

\*\*\*) Dim. jutaan rupiah  
\*\*\*) In million rupiah

NO.	NAMA PERUSAHAAN NAME OF COMPANY	PERT/PERORANGAN INDIVIDUAL			PERT/KUMPULAN GROUP			JUMLAH TOTAL	
		Jumlah Polis No Of Policies	Jml. Uang Pert*** Sum Insured	Jumlah Peserta No. Insured	Jml. Uang Pert*** Sum Insured	Polis/Peserta Policies/Insured	Jml. Uang Pert*** Sum Insured	Jml. Uang Pert*** Sum Insured	
(1)	(2)	(3)	(4)	(5)	(6)	(7)	(8)	(9)	
<b>PERUSAHAAN ASURANSI JIWA SWASTA NASIONAL</b>									
<b>PRIVATE NATION LIFE INSURANCE COMPANIES</b>									
1	PT Asuransi Jiwa Adisarana Wanaartha	7,065	1,446,034	273,935	2,858,095	281,000	4,304,129		
2	PT Asuransi Financial Wiramitra Danadiaksana (d/h PT Agrapana Aksata)	-	-	-	-	-	-		
3	PT Asuransi Jiwa Bakrie*	-	-	-	-	-	-		
4	PT BNI Life Insurance	81,469	7,263,386	1,194,098	35,422,400	1,275,567	42,685,786		
5	PT Asuransi Jiwa Bringin Jiwa Sejahtera	73,650	744,849	2,060,534	76,918,059	2,134,184	77,662,908		
6	Asuransi Jiwa Bersama Bumiputera 1912	2,180,854	37,457,389	2,839,943	71,293,111	5,020,797	108,750,500		
7	PT Asuransi Jiwa Central Asia Raya	64,891	5,461,437	977,949	60,635,209	1,042,840	66,096,645		
8	PT Equity Life Indonesia	30,106	2,809,526	278,490	8,225,306	308,596	11,034,831		
9	PT Heksa Eka Life Insurance	-	-	1,184,342	76,665,591	1,184,342	76,665,591		
10	PT Indolife Pensiontama	41,523	10,891,593	34,443	223,123	75,966	11,114,717		
11	PT Asuransi Jiwa InHealth Indonesia	-	-	71	1,436,327	71	1,436,327		
12	PT Asuransi Jiwasraya (Persero)	279,547	5,361,354	4,690,998	103,246,741	4,970,545	108,608,095		
13	PT Asuransi Kresna Life (d/h PT A. J. Mira Life)	501	36,252	190	5,536,570	691	5,572,822		
14	PT Asuransi Jiwa Mega Life	5,482	485,888	1,176,011	39,140,490	1,181,493	39,626,378		
15	PT MNC Life Assurance (d/h PT UOB Life Sun Assurance)	4,819	373,266	5,053,110	11,723,533	5,057,929	12,096,799		
16	PT Hanwa Life Insurance Indonesia (d/a PT Multicor Life Insurance)	100	14,359	41,321	833,263	41,421	847,622		
17	PT Panin Daichi Life (d/h PT Panin Anugrah Life)	104,856	15,072,947	158,589	17,698,149	263,445	32,771,096		
18	PT Pasaraya Life Insurance	-	-	18,205	389,499	18,205	389,499		
19	PT Asuransi Jiwa Recapital	2,011	104,840	1,008,192	23,820,904	1,010,203	23,925,744		
20	PT Asuransi Jiwa Sequis Financial	6,392	528,030	22,399	1,994,234	28,791	2,522,264		
21	PT Asuransi Jiwa Sequis Life	252,469	33,724,344	37,231	2,998,690	289,700	36,723,033		
22	PT Asuransi Jiwa Tugu Mandiri	1,700	30,397	82,812	3,426,885	84,512	3,457,283		
23	PT Asuransi Jiwa Mega Indonesia	-	-	1,593	696,413	1,593	696,413		
24	PT Asuransi Jiwa Reliance***	-	-	173,634	16,520,543	173,634	16,520,543		
25	PT Central Asia Financial***	106	7,376	-	-	106	7,376		
26	PT Asuransi Jiwa Indosurya Sukses***	-	-	-	-	-	-		
27	PT Sinergi Proteksi Indonesia (d/h PT. Brent Asuransi Jiwa)***	-	28,711	-	-	-	28,711		
28	PT. Asuransi Jiwa Taspen***	-	-	739	297,372	739	297,372		
29	PT Asuransi Jiwa Sinansari Indonesia**	-	-	-	-	-	-		
30	PT Asuransi Jiwa BCA***	-	-	-	-	-	-		
31	PT Lippo Life Assurance***	-	-	-	-	-	-		
<b>JUMLAH / SUBTOTAL</b>		<b>3,137,541</b>	<b>121,841,978</b>	<b>21,308,829</b>	<b>562,000,505</b>	<b>24,446,370</b>	<b>683,842,483</b>		



NO.	NAMA PERUSAHAAN NAME OF COMPANY	PERT/PERORANGAN INDIVIDUAL		PERT/KUMPULAN GROUP		JUMLAH TOTAL	
		Jumlah Polis No Of Policies	Jml. Uang Pert*** Sum Insured	Jumlah Peserta No. Insured	Jml. Uang Pert*** Sum Insured	Polis/Peserta Policies/Insured	Jml. Uang Pert*** Sum Insured
(1)	(2)	(3)	(4)	(5)	(6)	(7)	(8)
<b>PERUSAHAAN ASURANSI JIWA PATUNGAN</b>							
<i>JOINT VENTURE LIFE INSURANCE COMPANIES</i>							
1	PT Ace Life Assurance (d/h PT A. J. Bhumi Artha Reksatama)	51,776	7,783,427	264,822	1,759,642	316,598	9,543,070
2	PT AIA Financial (d/h PT AIG Life)	536,246	78,828,465	289,375	63,209,887	825,621	142,038,352
3	PT Asuransi Allianz Life Indonesia	69,323	2,063,537	4,452,585	130,415,126	4,521,908	132,478,663
4	PT Asuransi Aviva Indonesia (d/h PT Winterthur Life Indonesia)	1,275	298,354	94,409	11,752,254	95,684	12,050,608
5	PT Avrist Assurance (d/h PT Asuransi AIA Indonesia)	135,254	12,762,433	831,140	43,697,219	966,394	56,459,651
6	PT Axa Financial Indonesia	116,990	48,083,581	10,375	1,185,084	127,365	49,268,665
7	PT Axa Life Indonesia	3,878	174,504	7,878	-	11,756	174,504
8	PT Axa Mandiri Financial Services	775,578	53,020,535	1,200,247	32,755,716	1,975,825	85,776,251
9	PT Asuransi CIGNA	583,081	107,066,014	424,041	16,980,421	1,007,122	124,046,435
10	PT CIMB Sun Life (d/h PT Commerce International)	13,591	1,378,131	8	19,030,283	13,599	20,408,415
11	PT Commonwealth Life (d/h PT Astra CMG Life)	60,056	27,912,433	387,491	50,396,216	447,547	78,308,649
12	PT Asuransi Jiwa Generali Indonesia (d/h PT A. J. Arta Mandiri Prima)	23,171	9,790,259	73,828	11,646,484	96,999	21,436,742
13	PT Great Eastern Life Indonesia	7,913	6,883,896	3,212	1,238,822	11,125	8,122,717
14	PT Tokio Marine Life (d/h PT MAA Life Assurance)	434,051	48,337,918	74,889	1,058,350	508,940	49,396,268
15	PT Asuransi Jiwa Manulife Indonesia	2,608,247	32,411,362	1,010,993	13,067,697	3,619,240	45,479,068
16	PT Prudential Life Assurance	2,537,389	321,629,254	1,005,394	13,587,226	3,542,783	335,216,480
17	PT Asuransi Jiwa Sinar Mas MSIG	104,529	18,312,401	436,255	4,012,139	540,784	22,324,540
18	PT Sun Life Financial Indonesia	186,248	26,059,622	3,544	282,141	189,792	26,341,763
19	PT Zurich Topas Life (d/h PT Mayapada Life)	9,977	4,247,092	4,931	248,498	14,908	4,495,590
<b>JUMLAH / SUBTOTAL</b>		<b>8,206,797</b>	<b>799,259,789</b>	<b>10,310,595</b>	<b>414,563,561</b>	<b>18,517,392</b>	<b>1,213,823,350</b>
<b>JUMLAH SELURUHNYA / GRAND TOTAL</b>		<b>11,344,338</b>	<b>921,101,767</b>	<b>31,619,424</b>	<b>976,564,066</b>	<b>42,963,762</b>	<b>1,897,665,833</b>

Keterangan / Notes :

\*) Tidak Menyampaikan Laporan / Have Not Submitted Annual Report

\*\*) Pencabutan Izin Usaha / Licenses Have Been Removed

\*\*\*) Pemberian Izin Usaha Baru / New Licenses

**Perusahaan Asuransi Jiwa**  
Life Insurance Companies

**TABEL : 3.16.1/TABLE : 3.16.1**  
**PERTANGGUNGAN BARU UNTUK TAHUN 2014**  
**NEW BUSINESS FOR THE YEAR 2014**

**Semua Cabang Selain Kecelakaan Diri dan Kesehatan**  
All Plans Except Personal Accident & Health

\*\*\*) Dlm. jutaan rupiah  
\*\*\*\*) In million rupiah

NO.	NAMA PERUSAHAAN NAME OF COMPANY	PERT/PERORANGAN INDIVIDUAL			PERT/KUMPULAN GROUP			JUMLAH TOTAL		
		Jumlah Polis No Of Policies	Jml. Uang Pert***) Sum Insured	Jumlah Peserta No. Insured	Jml. Uang Pert***) Sum Insured	Polis/Peserta Policies/Insured	Jml. Uang Pert***) Sum Insured	Polis/Peserta Policies/Insured	Jml. Uang Pert***) Sum Insured	
(1)	(2)	(3)	(4)	(5)	(6)	(7)	(8)	(9)	(10)	
<b>PERUSAHAAN ASURANSI JIWA SWASTA NASIONAL</b>										
<b>PRIVATE NATION LIFE INSURANCE COMPANIES</b>										
1	PT Asuransi Jiwa Adisarana Wanaartha	4,046	1,119,193	2,562	75,491	6,608	1,194,684			
2	PT Asuransi Financial Wiramitra Danadiaksana (d/h PT Agrapana Aksata)	4,624	1,100,459	-	-	4,624	1,100,459			
3	PT Asuransi Jiwa Bakrie*	-	-	-	-	-	-			
4	PT BNI Life Insurance	26,769	2,593,379	131,044	8,031,837	157,813	10,625,216			
5	PT Asuransi Jiwa Brngin Jiwa Sejahtera	41,413	2,268,016	2,861,314	198,742,873	2,702,727	201,010,889			
6	Asuransi Jiwa Bersama Bumiputera 1912	338,629	3,855,799	1,867,083	24,530,916	2,205,712	28,386,716			
7	PT Asuransi Jiwa Central Asia Raya	40,931	1,318,061	56,790	6,868,043	97,721	8,186,104			
8	PT Equity Life Indonesia	6,740	750,643	656,336	6,782,992	663,076	7,533,635			
9	PT Heksa Eka Life Insurance	-	-	372,442	22,499,002	372,442	22,499,002			
10	PT Indolife Pensiontama	25,604	9,685,612	35,957	259,416	61,561	9,945,028			
11	PT Asuransi Jiwa InHealth Indonesia	-	-	89	1,145,455	89	1,145,455			
12	PT Asuransi Jiwasraya (Persero)	39,820	2,525,563	574,543	17,053,375	614,363	19,578,938			
13	PT Asuransi Kresna Life (d/h PT A. J. Mira Life)	168	18,363	164	4,505,406	332	4,523,769			
14	PT Asuransi Jiwa Mega Life	2,687	137,077	56,399	2,172,544	59,086	2,309,621			
15	PT MNC Life Assurance (d/h PT UOB Life Sun Assurance)	2,813	291,706	44,739	3,031,613	47,552	3,323,318			
16	PT Hanwa Life Insurance Indonesia (d/a PT Multicor Life Insurance)	679	154,767	57,780	864,687	58,459	1,019,454			
17	PT Panin Datchi Life (d/h PT Panin Anugrah Life)	24,273	4,951,576	20,752	3,786,403	45,025	8,737,978			
18	PT Pasaraya Life Insurance	-	-	18,279	562,757	18,279	562,757			
19	PT Asuransi Jiwa Recapital	315	13,801	34,393	1,505,268	34,708	1,519,069			
20	PT Asuransi Jiwa Sequis Financial	-	0	5,746	1,053,513	5,746	1,053,513			
21	PT Asuransi Jiwa Sequis Life	32,050	6,944,609	30,556	1,945,693	62,606	8,890,302			
22	PT Asuransi Jiwa Tugu Mandiri	64	5,250	11,077	215,782	11,141	221,032			
23	PT Asuransi Jiwa Mega Indonesia	810	124,376	75,522	1,046,641	76,332	1,171,017			
24	PT Asuransi Jiwa Reliance ***	-	-	654,870	66,690,606	654,870	66,690,606			
25	PT Central Asia Financial ***	222	5,494	-	-	222	5,494			
26	PT Asuransi Jiwa Indosurya Sukses ***	-	-	1,404	127,631	1,404	127,631			

NO.	NAMA PERUSAHAAN NAME OF COMPANY	PERT/PERORANGAN INDIVIDUAL			PERT/KUMPULAN GROUP			JUMLAH TOTAL	
		Jumlah Polis No Of Policies	Jml. Uang Pert*** Sum Insured	Jumlah Peserta No. Insured	Jml. Uang Pert*** Sum Insured	Polis/Peserta Policies/Insured	Jml. Uang Pert*** Sum Insured	Jml. Uang Pert*** Sum Insured	
(1)	(2)	(3)	(4)	(5)	(6)	(7)	(8)		
27	PT Sinergi Proteksi Indonesia (d/h PT. Brent Asuransi Jiwa)**	-	-	332	7,430	332	7,430		
28	PT. Asuransi Jiwa Taspen**	-	-	-	-	-	-		
29	PT Asuransi Jiwa Sinansari Indonesia***	-	-	5,574	736,361	-	-		
30	PT Asuransi Jiwa BCA***	-	-	-	-	-	-		
31	PT Lippo Life Assurance***	-	-	-	-	-	-		
<b>JUMLAH / SUBTOTAL</b>		<b>592,657</b>	<b>37,863,744</b>	<b>7,375,747</b>	<b>374,241,734</b>	<b>7,968,404</b>	<b>412,105,479</b>		
<b>PERUSAHAAN ASURANSI JIWA PATUNGAN</b>									
<b>JOINT VENTURE LIFE INSURANCE COMPANIES</b>									
1	PT Ace Life Assurance (d/h PT A.J. Bhumi Artha Reksatama)	19,979	3,870,206	47,582	1,876,790	67,561	5,746,995		
2	PT AIA Financial (d/h PT AIG Life)	84,972	29,493,648	111,221	47,506,161	196,193	76,999,808		
3	PT Asuransi Allianz Life Indonesia	612	74,515	1,091,356	28,229,326	1,091,968	28,303,841		
4	PT Asuransi Aviva Indonesia (d/h PT. Winterthur Life Indonesia)	557	35,949	53,852	5,203,372	54,409	5,239,321		
5	PT Avrist Assurance (d/h PT Asuransi AIA Indonesia)	6,511	1,578,630	182,447	9,472,207	188,958	11,050,837		
6	PT Axa Financial Indonesia	17,020	801,306	13,151	443,420	30,171	1,244,726		
7	PT Axa Life Indonesia	15,318	678,632	-	-	15,318	678,632		
8	PT Axa Mandiri Financial Services	313,255	21,272,403	1,010,642	35,617,524	1,323,897	56,899,927		
9	PT Asuransi CIGNA	284,561	51,137,040	186,811	980,555	471,372	52,117,595		
10	PT CIMB Sun Life (d/h PT Commerce International)	1,951	400,566	1	2,210,968	1,952	2,611,534		
11	PT Commonwealth Life (d/h PT Astra CMG Life)	22,762	6,077,010	76,119	13,687,316	98,881	19,764,326		
12	PT Asuransi Jiwa Generali Indonesia (d/h PT A.J. Arta Mandiri Prima)	7,514	8,722,344	52,758	7,559,419	60,272	16,281,763		
13	PT Great Eastern Life Indonesia	2,370	1,613,198	1,407	928,261	3,777	2,541,459		
14	PT Tokio Marine Life (d/h PT MAA Life Assurance)	47,324	1,040,502	10,931	332,023	58,255	1,372,524		
15	PT Asuransi Jiwa Manulife Indonesia	779,901	8,723,347	104,609	1,435,591	884,510	10,158,938		
16	PT Prudential Life Assurance	778,709	89,360,475	104,609	2,178,143	883,318	91,538,618		
17	PT Asuransi Jiwa Sinar Mas MSIG	53,294	11,712,545	8,654	1,455,329	61,948	13,167,875		
18	PT Sun Life Financial Indonesia	41,199	4,720,553	364	55,415	41,563	4,775,968		
19	PT Zurich Topas Life (d/h PT Mayapada Life)	11,323	5,299,896	594	70,276	11,917	5,370,173		
<b>JUMLAH / SUBTOTAL</b>		<b>2,489,132</b>	<b>246,612,764</b>	<b>3,057,108</b>	<b>159,242,096</b>	<b>5,546,240</b>	<b>405,854,860</b>		
<b>JUMLAH SELURUHNYA / GRAND TOTAL</b>		<b>3,081,789</b>	<b>284,476,509</b>	<b>10,432,855</b>	<b>533,483,830</b>	<b>13,514,644</b>	<b>817,960,339</b>		

Keterangan / Notes :

\*) Tidak Menyampaikan Laporan / Have Not Submitted Annual Report

\*\*) Pencabutan Izin Usaha / Licenses Have Been Removed

\*\*\*) Pemberian Izin Usaha Baru / New Licenses

**Perusahaan Asuransi Jiwa**  
Life Insurance Companies

**TABEL : 3.16.2/TABLE : 3.16.2**  
**PEMULIHAN KEMBALI POLIS UNTUK TAHUN 2014**  
REINSTATEMENT FOR THE YEAR 2014

**Semua Cabang Selain Kecelakaan Diri dan Kesehatan**  
All Plans Except Personal Accident & Health

\*\*\*) Dim. jutaan rupiah  
\*\*\*) In million rupiah

NO.	NAMA PERUSAHAAN NAME OF COMPANY	PERT/PERORANGAN INDIVIDUAL			PERT/KUMPULAN GROUP			JUMLAH TOTAL	
		Jumlah Polis No Of Policies	Jml. Uang Pert*** Sum Insured	Jumlah Peserta No. Insured	Jml. Uang Pert*** Sum Insured	Polis/Peserta Policies/Insured	Jml. Uang Pert*** Sum Insured		
(1)	(2)	(3)	(4)	(5)	(6)	(7)	(8)		
<b>PERUSAHAAN ASURANSI JIWA SWASTA NASIONAL</b>									
<b>PRIVATE NATION LIFE INSURANCE COMPANIES</b>									
1	PT Asuransi Jiwa Adisarana Wanaartha	1	28	1,159	100,173	1,160	100,201		
2	PT Asuransi Finansial Wiramitra Danadiaksana (d/h PT Agrapana Aksata)	-	-	-	-	-	-		
3	PT Asuransi Jiwa Bakrie*	-	-	-	-	-	-		
4	PT BNI Life Insurance	393	41,065	-	-	393	41,065		
5	PT Asuransi Jiwa Bringin Jiwa Sejahtera	528	1,983,248	15	300	543	1,983,548		
6	Asuransi Jiwa Bersama Bumiputera 1912	72,814	1,232,442	-	-	72,814	1,232,442		
7	PT Asuransi Jiwa Central Asia Raya	10	453	14,537	582,014	14,547	582,467		
8	PT Equity Life Indonesia	-	-	-	-	-	-		
9	PT Heksa Eka Life Insurance	-	-	-	-	-	-		
10	PT Indolife Pensiontama	-	-	-	-	-	-		
11	PT Asuransi Jiwa InHealth Indonesia	-	-	-	-	-	-		
12	PT Asuransi Jiwasraya (Perseero)	-	-	-	-	-	-		
13	PT Asuransi Kresna Life (d/h PT A.J. Mira Life)	-	-	2	11,922	2	11,922		
14	PT Asuransi Jiwa Mega Life	31	2,771	-	-	31	2,771		
15	PT MNC Life Assurance (d/h PT UOB Life Sun Assurance)	-	-	-	-	-	-		
16	PT Hanwa Life Insurance Indonesia (d/a PT Multicor Life Insurance)	-	-	-	-	-	-		
17	PT Panin Daichi Life (d/h PT Panin Anugrah Life)	961	58,560	4,190	9,802,740	5,151	9,861,300		
18	PT Pasaraya Life Insurance	-	-	-	-	-	-		
19	PT Asuransi Jiwa Recapital	17	455	-	-	17	455		
20	PT Asuransi Jiwa Sequis Finansial	-	-	3,038	196,740	3,038	196,740		
21	PT Asuransi Jiwa Sequis Life	1,428	303,953	185	56,888	1,613	360,842		
22	PT Asuransi Jiwa Tugu Mandiri	2	311	1,419	34,304	1,421	34,615		
23	PT Asuransi Jiwa Mega Indonesia	-	-	-	-	-	-		
24	PT Asuransi Jiwa Reliance**	-	-	-	-	-	-		
25	PT Central Asia Finansial***	-	-	-	-	-	-		
26	PT Asuransi Jiwa Indosurya Sukses***	-	-	-	-	-	-		
27	PT Sinerji Proteksi Indonesia (d/h PT. Brent Asuransi Jiwa)***	-	-	-	-	-	-		
28	PT. Asuransi Jiwa Taspen***	-	-	-	-	-	-		
29	PT Asuransi Jiwa Sinansari Indonesia***	-	-	-	-	-	-		
30	PT Asuransi Jiwa BCA***	-	-	-	-	-	-		
31	PT Lippo Life Assurance***	-	-	-	-	-	-		

NO.	NAMA PERUSAHAAN NAME OF COMPANY	PERT/PERORANGAN INDIVIDUAL			PERT/KUMPULAN GROUP			JUMLAH TOTAL	
		Jumlah Polis No Of Policies	Jml. Uang Pert*** Sum Insured	Jumlah Peserta No. Insured	Jml. Uang Pert*** Sum Insured	Poliisi/Peserta Policies/Insured	Jml. Uang Pert*** Sum Insured	Jml. Uang Pert*** Sum Insured	
(1)	(2)	(3)	(4)	(5)	(6)	(7)	(8)		
	<b>JUMLAH / SUBTOTAL</b>	<b>76,185</b>	<b>3,623,286</b>	<b>24,545</b>	<b>10,785,081</b>	<b>100,730</b>	<b>14,408,367</b>		
<b>PERUSAHAAN ASURANSI JIWA PATUNGAN</b>									
<i>JOINT VENTURE LIFE INSURANCE COMPANIES</i>									
1	PT Ace Life Assurance (d/h PT A.J. Bhumi Artha Reksatama)	128	18,929	-	-	128	18,929		
2	PT AIA Financial (d/h PT AIG Life)	1,728	305,283	170	32,365	1,898	337,648		
3	PT Asuransi Allianz Life Indonesia	232	27,422	1,109,478	35,791,131	1,109,710	35,818,553		
4	PT Asuransi Aviva Indonesia (d/h PT Winterthur Life Indonesia)	20	1,468	5,924	1,016,882	5,944	1,018,350		
5	PT Avrist Assurance (d/h PT Asuransi AIA Indonesia)	136	26,282	-	-	136	26,282		
6	PT Axa Financial Indonesia	1,438	2,860,809	-	-	1,438	2,860,809		
7	PT Axa Life Indonesia	-	-	-	-	-	-		
8	PT Axa Mandiri Financial Services	174	13,883	-	-	174	13,883		
9	PT Asuransi CIGNA	5,352	260,945	2,955	240,808	-	-		
10	PT CIMB Sun Life (d/h PT Commerce International)	13	620	-	1,600	13	2,220		
11	PT Commonwealth Life (d/h PT Astra CMG Life)	5,538	862,758	256	-	5,794	862,758		
12	PT Asuransi Jiwa Generali Indonesia (d/h PT A.J. Arta Mandiri Prima)	800	367,564	57,368	14,043,677	58,168	14,411,241		
13	PT Great Eastern Life Indonesia	40	485,397	-	-	40	485,397		
14	PT Tokio Marine Life (d/h PT MAA Life Assurance)	3,557	208,260	-	-	3,557	208,260		
15	PT Asuransi Jiwa Manulife Indonesia	16,210	423,524	3,589	5,755	19,799	429,279		
16	PT Prudential Life Assurance	16,120	1,663,290	3,589	18,554	19,709	1,681,843		
17	PT Asuransi Jiwa Sinar Mas MSIG	-	143,873	-	160	-	-		
18	PT Sun Life Financial Indonesia	1,507	312,301	-	-	1,507	312,301		
19	PT Zurich Topas Life (d/h PT Mayapada Life)	81	27,943	7	580	88	28,523		
	<b>JUMLAH / SUBTOTAL</b>	<b>53,074</b>	<b>8,010,552</b>	<b>1,183,336</b>	<b>51,151,511</b>	<b>1,228,103</b>	<b>58,516,277</b>		
	<b>JUMLAH SELURUHNYA / GRAND TOTAL</b>	<b>129,259</b>	<b>11,633,838</b>	<b>1,207,881</b>	<b>61,936,592</b>	<b>1,328,833</b>	<b>72,924,643</b>		

Keterangan / Notes :

\*) Tidak Menyampaikan Laporan / Have Not Submitted Annual Report

\*\*) Pencabutan Izin Usaha / Licenses Have Been Removed

\*\*\*) Pemberian Izin Usaha Baru / New Licenses

**Perusahaan Asuransi Jiwa**  
Life Insurance Companies

**TABEL : 3.16.3/TABLE : 3.16.3**  
**PERUBAHAN DARI CABANG LAIN UNTUK TAHUN 2014**  
**ALTERATION FROM OTHER PLANS FOR THE YEAR 2014**

**Semua Cabang Selain Kecelakaan Diri dan Kesehatan**

All Plans Except Personal Accident & Health

\*\*\*) Dlm. jutaan rupiah  
\*\*\*\*) In million rupiah

NO.	NAMA PERUSAHAAN NAME OF COMPANY	PERT/PERORANGAN INDIVIDUAL		PERT/KUMPULAN GROUP		JUMLAH TOTAL	
		Jumlah Polis No Of Policies	Jml. Uang Pert***) Sum Insured	Jumlah Peserta No. Insured	Jml. Uang Pert***) Sum Insured	Polis/Peserta Policies/Insured	Jml. Uang Pert***) Sum Insured
(1)	(2)	(3)	(4)	(5)	(6)	(7)	(8)
<b>PERUSAHAAN ASURANSI JIWA SWASTA NASIONAL</b>							
<b>PRIVATE NATION LIFE INSURANCE COMPANIES</b>							
1	PT Asuransi Jiwa Adisarana Wanaartha	-	-	-	-	-	-
2	PT Asuransi Finansial Wiramitra Danadiaksana (d/h PT Agrapana Aksata)	-	-	-	-	-	-
3	PT Asuransi Jiwa Bakrie*	-	-	-	-	-	-
4	PT BNI Life Insurance	-	-	-	-	-	-
5	PT Asuransi Jiwa Brngin Jiwa Sejahtera	-	100	-	-	-	100
6	Asuransi Jiwa Bersama Bumiputera 1912	252	4.152	-	-	252	4.152
7	PT Asuransi Jiwa Central Asia Raya	446	49.514	3.808	535.895	4.254	585.408
8	PT Equity Life Indonesia	-	-	-	-	-	-
9	PT Heksa Eka Life Insurance	-	-	-	-	-	-
10	PT Indolife Pensiontama	-	-	-	-	-	-
11	PT Asuransi Jiwa InHealth Indonesia	-	-	-	-	-	-
12	PT Asuransi Jiwasraya (Persero)	-	-	-	-	-	-
13	PT Asuransi Kresna Life (d/h PT A.J. Mira Life)	-	-	-	-	-	-
14	PT Asuransi Jiwa Mega Life	-	-	-	-	-	-
15	PT MNC Life Assurance (d/h PT UOB Life Sun Assurance)	-	-	-	-	-	-
16	PT Hanwa Life Insurance Indonesia (d/a PT Multicor Life Insurance)	-	-	4.350	86.725	4.350	86.725
17	PT Panin Daiichi Life (d/h PT Panin Anugrah Life)	2	13	-	-	2	13
18	PT Pasaraya Life Insurance	-	-	-	-	-	-
19	PT Asuransi Jiwa Recapital	-	-	-	-	-	-
20	PT Asuransi Jiwa Sequis Financial	-	-	-	-	-	-
21	PT Asuransi Jiwa Sequis Life	-	-	-	-	-	-
22	PT Asuransi Jiwa Tugu Mandiri	-	-	-	-	-	-
23	PT Asuransi Jiwa Mega Indonesia	-	-	-	-	-	-
24	PT Asuransi Jiwa Reliance **	-	-	-	-	-	-
25	PT Central Asia Financial ***	-	-	-	-	-	-
26	PT Asuransi Jiwa Indosurya Sukses ***	-	-	-	-	-	-
27	PT Sinergi Proteksi Indonesia (d/h PT. Brent Asuransi Jiwa)***	-	-	-	-	-	-
28	PT. Asuransi Jiwa Taspen***	-	-	-	-	-	-
29	PT Asuransi Jiwa Sinansari Indonesia***	-	-	-	-	-	-
30	PT Asuransi Jiwa BCA***	-	-	-	-	-	-
31	PT Lipbo Life Assurance***	-	-	-	-	-	-
<b>JUMLAH / SUBTOTAL</b>		<b>700</b>	<b>53.780</b>	<b>8.158</b>	<b>622.620</b>	<b>8.858</b>	<b>676.399</b>
<b>PERUSAHAAN ASURANSI JIWA PATUNGAN</b>							
<b>JOINT VENTURE LIFE INSURANCE COMPANIES</b>							
1	PT Ace Life Assurance (d/h PT A.J. Bhumi Artha Reksatama)	-	-	-	-	-	-

NO.	NAMA PERUSAHAAN NAME OF COMPANY	PERT/PERORANGAN INDIVIDUAL		PERT/KUMPULAN GROUP		JUMLAH TOTAL	
		Jumlah Polis No. Of Policies	Jml. Uang Pert*** Sum Insured	Jumlah Peserta No. Insured	Jml. Uang Pert*** Sum Insured	Polis/Peserta Policies/Insured	Jml. Uang Pert*** Sum Insured
2	PT AIA Financial (d/h PT. AIG Life)	405	34,523	-	-	405	34,523
3	PT Asuransi Allianz Life Indonesia	-	-	-	-	-	-
4	PT Asuransi Aviva Indonesia (d/h PT. Winterthur Life Indonesia)	-	-	-	-	-	-
5	PT Avrist Assurance (d/h PT Asuransi AIA Indonesia)	-	-	-	-	-	-
6	PT Axa Financial Indonesia	-	-	-	-	-	-
7	PT Axa Life Indonesia	-	-	-	-	-	-
8	PT Axa Mandiri Financial Services	-	-	-	-	-	-
9	PT Asuransi CIGNA	-	-	-	-	-	-
10	PT CIMB Sun Life (d/h PT Commerce International)	-	-	-	-	-	-
11	PT Commonwealth Life (d/h PT Astra CMG Life)	-	-	91,856	6,374,625	91,856	6,374,625
12	PT Asuransi Jiwa Generali Indonesia (d/h PT A. J. Arta Mandiri Prima)	-	-	-	-	-	-
13	PT Great Eastern Life Indonesia	-	-	-	-	-	-
14	PT Tokio Marine Life (d/h PT MAA Life Assurance)	-	-	-	-	-	-
15	PT Asuransi Jiwa Manulife Indonesia	-	-	-	-	-	-
16	PT Prudential Life Assurance	-	-	-	-	-	-
17	PT Asuransi Jiwa Sinar Mas MSIG	-	-	-	-	-	-
18	PT Sun Life Financial Indonesia	30	23,899	-	-	30	23,899
19	PT Zurich Topas Life (d/h PT Mayapada Life)	-	-	-	-	-	-
<b>JUMLAH / SUBTOTAL</b>		<b>435</b>	<b>58,422</b>	<b>91,856</b>	<b>6,374,625</b>	<b>92,291</b>	<b>6,433,047</b>
<b>JUMLAH SELURUHNYA / GRAND TOTAL</b>		<b>1,135</b>	<b>112,202</b>	<b>100,014</b>	<b>6,997,244</b>	<b>101,149</b>	<b>7,109,446</b>

Keterangan / Notes :

\*) Tidak Menyampaikan Laporan / Have Not Submitted Annual Report

\*\*) Pencabutan Izin Usaha / Licenses Have Been Removed

\*\*\*) Pemberian Izin Usaha Baru / New Licenses

**Perusahaan Asuransi Jiwa**  
Life Insurance Companies

TABEL : 3.16.4/TABLE : 3.16.4  
MENINGGAL DALAM TAHUN 2014  
DEATHS FOR THE YEAR 2014

**Semua Cabang Selain Kecelakaan Diri dan Kesehatan**  
All Plans Except Personal Accident & Health

\*\*\*) Dlm. jutaan rupiah  
\*\*\*\*) In million rupiah

NO.	NAMA PERUSAHAAN NAME OF COMPANY	PERT/PERORANGAN INDIVIDUAL		PERT/KUMPULAN GROUP		JUMLAH TOTAL	
		Jumlah Polis No Of Policies	Jml. Uang Pert***) Sum Insured	Jumlah Peserta No. Insured	Jml. Uang Pert***) Sum Insured	Polis/Peserta Policies/Insured	Jml. Uang Pert***) Sum Insured
(1)	(2)	(3)	(4)	(5)	(6)	(7)	(8)
<b>PERUSAHAAN ASURANSI JIWA SWASTA NASIONAL</b>							
<b>PRIVATE NATION LIFE INSURANCE COMPANIES</b>							
1	PT Asuransi Jiwa Adisarana Wanaartha	13	3,661	926	13,206	939	16,867
2	PT Asuransi Financial Wiramitra Danadiaksana (d/h PT Agrapana Aksata)	5	1,519	-	-	5	1,519
3	PT Asuransi Jiwa Bakrie*	-	-	-	-	-	-
4	PT BNI Life Insurance	156	13,389	1,703	79,845	1,859	93,234
5	PT Asuransi Jiwa Brngin Jiwa Sejahtera	281	21,588	29,441	8,715	29,722	30,303
6	Asuransi Jiwa Bersama Bumiputera 1912	6,204	112,477	3,562	119,547	9,766	232,024
7	PT Asuransi Jiwa Central Asia Raya	203	16,706	460	39,239	663	56,005
8	PT Equity Life Indonesia	52	5,145	255	11,710	307	16,855
9	PT Heksa Eka Life Insurance	-	-	2,928	197,449	2,928	197,449
10	PT Indolife Pensiontama	34	4,195	2	15	36	4,210
11	PT Asuransi Jiwa In-Health Indonesia	-	-	-	2,142	-	2,142
12	PT Asuransi Jiwasraya (Peiser)	703	9,852	14,724	491,832	15,427	501,684
13	PT Asuransi Kresna Life (d/h PT A. J. Mira Life)	-	-	78	30,840	78	30,840
14	PT Asuransi Jiwa Mega Life	10	470	2	352	12	822
15	PT MNC Life Assurance (d/h PT UOB Life Sun Assurance)	16	910	2,839	41,295	2,855	42,205
16	PT Hanwa Life Insurance Indonesia (d/a PT Multicor Life Insurance)	-	-	132	2,638	132	2,638
17	PT Panin Daichi Life (d/h PT Panin Anugrah Life)	221	23,340	152	34,016	373	57,356
18	PT Pasaraya Life Insurance	-	-	147	5,066	147	5,066
19	PT Asuransi Jiwa Recapital	2	30	615	31,623	617	31,653
20	PT Asuransi Jiwa Sequis Financial	16	1,330	18	2,397	34	3,727
21	PT Asuransi Jiwa Sequis Life	545	64,604	90	3,414	635	68,018
22	PT Asuransi Jiwa Tugu Mandiri	11	223	96	2,965	107	3,188
23	PT Asuransi Jiwa Mega Indonesia	-	-	10	3,443	10	3,443
24	PT Asuransi Jiwa Reliance **	-	-	268	23,375	268	23,375
25	PT Central Asia Financial ***	-	-	-	-	-	-
26	PT Asuransi Jiwa Indosurya Sukses ***	-	-	2	40	2	40
27	PT Sinergi Proteksi Indonesia (d/h PT. Brent Asuransi Jiwa)***	-	-	-	-	-	-
28	PT. Asuransi Jiwa Taspen***	-	-	2	713	2	713
29	PT Asuransi Jiwa Sinansari Indonesia***	-	-	-	-	-	-
30	PT Asuransi Jiwa BCA***	-	-	-	-	-	-
31	PT Lipbo Life Assurance***	-	-	-	-	-	-
<b>JUMLAH / SUBTOTAL</b>		<b>8,472</b>	<b>279,438</b>	<b>58,452</b>	<b>1,145,939</b>	<b>66,924</b>	<b>1,425,377</b>



NO.	NAMA PERUSAHAAN NAME OF COMPANY	PERT/PERORANGAN INDIVIDUAL		PERT/KUMPULAN GROUP		JUMLAH TOTAL	
		Jumlah Polis No Of Policies	Jml. Uang Pert*** Sum Insured	Jumlah Peserta No. Insured	Jml. Uang Pert*** Sum Insured	Polis/Peserta Policies/Insured	Jml. Uang Pert*** Sum Insured
<b>PERUSAHAAN ASURANSI JIWA PATUNGAN</b>							
<b>JOINT VENTURE LIFE INSURANCE COMPANIES</b>							
1	PT Ace Life Assurance (d/h PT A.J. Bhumi Artha Reksatama)	74	14,164	679	19,248	753	33,412
2	PT AIA Financial (d/h PT AIG Life)	1,183	128,002	487	84,297	1,670	212,299
3	PT Asuransi Allianz Life Indonesia	122	4,185	-	-	122	4,185
4	PT Asuransi Aviva Indonesia (d/h PT. Winterthur Life Indonesia)	8	118	-	-	8	118
5	PT Avrist Assurance (d/h PT Asuransi AIA Indonesia)	319	25,096	2,334	167,263	2,653	192,359
6	PT Axa Financial Indonesia	252	18,087	-	-	252	18,087
7	PT Axa Life Indonesia	5	60	-	-	5	60
8	PT Axa Mandiri Financial Services	890	66,681	1,304	62,539	2,194	129,220
9	PT Asuransi CIGNA	1,219	160,046	-	-	1,219	160,046
10	PT CIMB Sun Life (d/h PT Commerce International)	22	3,923	-	6,581	22	10,504
11	PT Commonwealth Life (d/h PT Astra CMG Life)	140	39,469	45	3,500	185	42,969
12	PT Asuransi Jiwa Generali Indonesia (d/h PT A.J. Arta Mandiri Prima)	30	16,957	1,094	51,208	1,124	68,165
13	PT Great Eastern Life Indonesia	10	7,575	1	400	11	7,975
14	PT Tokio Marine Life (d/h PT MAA Life Assurance)	1,121	95,233	96	2,408	1,217	97,641
15	PT Asuransi Jiwa Manulife Indonesia	6,484	49,075	1,399	98,167	7,883	147,241
16	PT Prudential Life Assurance	6,431	684,491	1,392	93,863	7,823	778,354
17	PT Asuransi Jiwa Sinar Mas MSIG	141	42,865	700	9,644	841	52,508
18	PT Sun Life Financial Indonesia	399	55,515	-	100,477	399	155,992
19	PT Zurich Topas Life (d/h PT Mayapada Life)	17	7,045	1,871	448	1,888	7,493
<b>JUMLAH / SUBTOTAL</b>		<b>18,867</b>	<b>1,418,585</b>	<b>11,402</b>	<b>700,043</b>	<b>30,269</b>	<b>2,118,628</b>
<b>JUMLAH SELURUHNYA / GRAND TOTAL</b>		<b>27,339</b>	<b>1,698,024</b>	<b>69,854</b>	<b>1,845,982</b>	<b>97,193</b>	<b>3,544,005</b>

Keterangan / Notes :

\*) Tidak Menyampaikan Laporan / Have Not Submitted Annual Report

\*\*) Pencabutan Izin Usaha / Licenses Have Been Removed

\*\*\*) Pemberian Izin Usaha Baru / New Licenses

**Perusahaan Asuransi Jiwa**  
Life Insurance Companies

TABEL : 3.16.5/TABLE : 3.16.5  
HABIS KONTRAK DALAM TAHUN 2014  
MATURITIES FOR THE YEAR 2014

**Semua Cabang Selain Kecelakaan Diri dan Kesehatan**  
All Plans Except Personal Accident & Health

\*\*\*) Dlm. jutaan rupiah

\*\*\*\*) In million rupiah

NO.	NAMA PERUSAHAAN NAME OF COMPANY	PERT/PERORANGAN INDIVIDUAL		PERT/KUMPULAN GROUP		JUMLAH TOTAL	
		Jumlah Polis No Of Policies	Jml. Uang Pert*** Sum Insured	Jumlah Peserta No. Insured	Jml. Uang Pert*** Sum Insured	Polis/Peserta Policies/Insured	Jml. Uang Pert*** Sum Insured
(1)	(2)	(3)	(4)	(5)	(6)	(7)	(8)
<b>PERUSAHAAN ASURANSI JIWA SWASTA NASIONAL</b>							
<b>PRIVATE NATION LIFE INSURANCE COMPANIES</b>							
1	PT Asuransi Jiwa Adisarana Wanaartha	3,237	1,207,139	139,780	487,663	143,017	1,694,802
2	PT Asuransi Financial Wiramitra Danadiaksana (d/h PT Agrapana AI	-	-	-	-	-	-
3	PT Asuransi Jiwa Bakrie*	-	-	-	-	-	-
4	PT BNI Life Insurance	2,342	383,427	89,100	4,701,629	91,442	5,085,057
5	PT Asuransi Jiwa Bringin Jiwa Sejahtera	1,104	16,218	1,080,191	54,535,782	1,081,295	54,551,999
6	Asuransi Jiwa Bersama Bumiputera 1912	160,776	3,215,439	1,753,231	12,870,652	1,914,007	16,086,091
7	PT Asuransi Jiwa Central Asia Raya	2,246	171,162	514,625	24,951,646	516,871	25,122,808
8	PT Equity Life Indonesia	18	3,500	38,801	1,285,950	38,819	1,289,450
9	PT Heksa Eka Life Insurance	-	-	333,770	8,586,764	333,770	8,586,764
10	PT Indolife Pensiantama	2,028	382,279	32,983	214,280	35,011	596,559
11	PT Asuransi Jiwa InHealth Indonesia	-	-	38	889,397	38	889,397
12	PT Asuransi Jiwasraya (Persero)	7,473	56,159	24,522	507,427	31,995	563,586
13	PT Asuransi Kresna Life (d/h PT A.J. Mira Life)	7	160	180	1,600,654	187	1,600,814
14	PT Asuransi Jiwa Mega Life	223	34,987	96,677	339,359	96,900	374,346
15	PT MNC Life Assurance (d/h PT UOB Life Sun Assurance)	2,049	150,690	3,006,744	3,849,316	3,008,793	4,000,006
16	PT Hanwa Life Insurance Indonesia (d/a PT Multicor Life Insurance)	14	65	55,060	634,221	55,074	634,286
17	PT Panin Daichi Life (d/h PT Panin Anugrah Life)	3,028	250,009	17,494	11,500,212	20,522	11,750,221
18	PT Pasaraya Life Insurance	-	-	13,309	406,443	13,309	406,443
19	PT Asuransi Jiwa Recapital	208	9,807	529,585	7,158,165	529,793	7,167,971
20	PT Asuransi Jiwa Sequis Financial	53	1,371	5	220	58	1,591
21	PT Asuransi Jiwa Sequis Life	1,374	57,346	1,718	24,341	3,092	81,687
22	PT Asuransi Jiwa Tugu Mandiri	228	963	19,873	781,874	20,101	782,837
23	PT Asuransi Jiwa Mega Indonesia	-	-	28	17,656	28	17,656
24	PT Asuransi Jiwa Reliance ***	-	-	83,171	5,341,072	83,171	5,341,072
25	PT Central Asia Financial ***	-	-	-	-	-	-
26	PT Asuransi Jiwa Indosurya Sukses ***	-	-	24	2,459	24	2,459
27	PT Sinergi Proteksi Indonesia (d/h PT. Brent Asuransi Jiwa)***	-	28,711	-	-	-	28,711
28	PT. Asuransi Jiwa Taspen***	-	-	-	-	-	-
29	PT Asuransi Jiwa Sinarsari Indonesia***	-	-	-	-	-	-
30	PT Asuransi Jiwa BCA***	-	-	-	-	-	-
31	PT Lippo Life Assurance***	-	-	-	-	-	-
<b>JUMLAH / SUBTOTAL</b>		<b>186,408</b>	<b>5,969,433</b>	<b>7,830,909</b>	<b>140,687,180</b>	<b>8,017,317</b>	<b>146,656,612</b>
<b>PERUSAHAAN ASURANSI JIWA PATUNGAN</b>							
<b>JOINT VENTURE LIFE INSURANCE COMPANIES</b>							
1	PT Ace Life Assurance (d/h PT A.J. Bhumi Artha Reksatama)	-	-	2,320	1,301	2,320	1,301
2	PT AIA Financial (d/h PT AIG Life)	1,609	303,443	33,813	5,829,658	35,422	6,133,101
3	PT Asuransi Allianz Life Indonesia	601	68,679	232,660	11,804,516	233,261	11,873,195
4	PT Asuransi Aviva Indonesia (d/h PT Winterthur Life Indonesia)	40	1,880	19,385	717,220	19,425	719,100
5	PT Avrist Assurance (d/h PT Asuransi AIA Indonesia)	1,443	120,876	169,197	15,595,837	170,640	15,716,713
6	PT Axa Financial Indonesia	201	14,527	11,250	702,503	11,451	717,030
7	PT Axa Life Indonesia	-	-	2,693	-	-	-
8	PT Axa Mandiri Financial Services	150	88,614	363,523	4,503,716	363,673	4,592,330
9	PT Asuransi CIGNA	68,241	7,094,699	-	-	68,241	7,094,699
10	PT CIMB Sun Life (d/h PT Commerce International)	-	8,124	-	44,040	-	52,164
11	PT Commonwealth Life (d/h PT Astra CMG Life )	1,733	30,110	72,400	3,141,839	74,133	3,171,749
12	PT Asuransi Jiwa Generali Indonesia (d/h PT A.J. Arta Mandiri Prima	-	-	55,655	11,818,955	55,655	11,818,955
13	PT Great Eastern Life Indonesia	197	40,465	704	122,592	901	163,057
14	PT Tokio Marine Life (d/h PT MAA Life Assurance)	299	77,321	3,244	349,963	3,543	427,284
15	PT Asuransi Jiwa Manulife Indonesia	2,947	221,348	15,861	42,692	18,808	264,039
16	PT Prudential Life Assurance	737	42,399	15,809	26,006	16,546	68,405
17	PT Asuransi Jiwa Sinar Mas MSIG	850	149,356	40,764	673,309	41,614	822,665
18	PT Sun Life Financial Indonesia	395	54,509	2,184	-	2,579	54,509
19	PT Zurich Topas Life (d/h PT Mayapada Life)	-	-	186	32,955	186	32,955
<b>JUMLAH / SUBTOTAL</b>		<b>79,443</b>	<b>8,316,350</b>	<b>1,041,648</b>	<b>55,406,902</b>	<b>1,118,398</b>	<b>63,723,252</b>
<b>JUMLAH SELURUHNYA / GRAND TOTAL</b>		<b>265,851</b>	<b>14,285,782</b>	<b>8,872,557</b>	<b>196,094,082</b>	<b>9,135,715</b>	<b>210,379,864</b>

Keterangan / Notes :

\*) Tidak Menyampaikan Laporan / Have Not Submitted Annual Report

\*\*) Pencabutan Izin Usaha / Licenses Have Been Removed

\*\*\*) Pemberian Izin Usaha Baru / New Licenses

Perusahaan Asuransi Jiwa  
Life Insurance Companies

TABEL : 3.16.6/TABLE : 3.16.6

PEMUTUSAN KONTRAK PRODUK YANG DIHASILKAN TAHUN 2014  
LAPSE FOR PRODUCTS PRODUCES FOR THE YEAR 2014

Semua Cabang Selain Kecelakaan Diri dan Kesehatan  
All Plans Except Personal Accident & Health

\*\*\*) Dlm. jutaan rupiah  
\*\*\*) In million rupiah

NO.	NAMA PERUSAHAAN NAME OF COMPANY	PERT/PERORANGAN INDIVIDUAL		PERT/KUMPULAN GROUP		JUMLAH TOTAL	
		Jumlah Polis No Of Policies	Jml. Uang Pert*** Sum Insured	Jumlah Peserta No. Insured	Jml. Uang Pert*** Sum Insured	Polis/Peserta Policies/Insured	Jml. Uang Pert*** Sum Insured
(1)	(2)	(3)	(4)	(5)	(6)	(7)	(8)
<b>PERUSAHAAN ASURANSI JIWA SWASTA NASIONAL</b> PRIVATE NATION LIFE INSURANCE COMPANIES							
1	PT Asuransi Jiwa Adisarana Wanaartha	142	7,423	-	-	142	7,423
2	PT Asuransi Financial Wiramitra Danadiaksana (d/h PT Agrapana Aksata)	429	69,411	-	-	429	69,411
3	PT Asuransi Jiwa Bakrie*	-	-	-	-	-	-
4	PT BNI Life Insurance	855	67,330	187	34,577	1,042	101,907
5	PT Asuransi Jiwa Bringin Jiwa Sejahtera	5,009	107,890	623,224	45,784,533	628,233	45,892,423
6	Asuransi Jiwa Bersama Bumiputera 1912	1,442	27,034	119	210	1,561	27,244
7	PT Asuransi Jiwa Central Asia Raya	531	21,561	1,976	105,516	2,507	127,077
8	PT Equity Life Indonesia	5,383	387,993	18,770	150,092	24,153	538,085
9	PT Heksa Eka Life Insurance	-	-	134	11,584	134	11,584
10	PT Indolife Pensiontama	4,003	1,748,342	1,458	8,828	5,461	1,757,170
11	PT Asuransi Jiwa InHealth Indonesia	-	-	-	961	-	961
12	PT Asuransi Jiwasraya (Persero)	19,180	414,904	81,163	3,639,622	100,343	4,054,526
13	PT Asuransi Kresna Life (d/h PT A.J. Mira Life)	2	83	21	7,705	23	7,788
14	PT Asuransi Jiwa Mega Life	1,239	177,759	469,739	5,527,031	470,978	5,704,790
15	PT MNC Life Assurance (d/h PT UOB Life Sun Assurance)	65	3,646	664	124,150	719	127,796
16	PT Hanwa Life Insurance Indonesia (d/a PT Multicor Life Insurance)	157	31,908	795	25,802	952	57,710
17	PT Panin Daichi Life (d/h PT Panin Anugrah Life)	3,032	269,776	1,273	52,130	4,305	321,906
18	PT Pasaraya Life Insurance	-	-	-	-	-	-
19	PT Asuransi Jiwa Recapital	123	10,383	886	94,796	1,009	105,179
20	PT Asuransi Jiwa Sequis Financial	-	-	-	-	-	-
21	PT Asuransi Jiwa Sequis Life	3,517	373,642	7,529	92,738	11,046	466,380
22	PT Asuransi Jiwa Tugu Mandiri	3	23	-	-	3	23
23	PT Asuransi Jiwa Mega Indonesia	-	-	14	7,398	14	7,398
24	PT Asuransi Jiwa Reliance ***	-	-	-	-	-	-
25	PT Central Asia Financial ***	20	688	-	-	20	688
26	PT Asuransi Jiwa Indosurya Sukses ***	-	-	-	-	-	-
27	PT Sinergi Proteksi Indonesia (d/h PT. Brent Asuransi Jiwa)***	-	-	-	-	-	-
28	PT. Asuransi Jiwa Taspen***	-	-	-	-	-	-
29	PT Asuransi Jiwa Sinarsari Indonesia***	-	-	-	-	-	-
30	PT Asuransi Jiwa BCA***	-	-	-	-	-	-
31	PT Lippo Life Assurance***	-	-	-	-	-	-
<b>JUMLAH / SUBTOTAL</b>		<b>45,132</b>	<b>3,719,797</b>	<b>1,207,942</b>	<b>55,667,674</b>	<b>1,253,074</b>	<b>59,387,470</b>
<b>PERUSAHAAN ASURANSI JIWA PATUNGAN</b> JOINT VENTURE LIFE INSURANCE COMPANIES							
1	PT Ace Life Assurance (d/h PT A.J. Bhumi Artha Reksatama)	1,767	198,297	4,698	238,423	6,465	436,721
2	PT AIA Financial (d/h PT AIG Life)	18,081	2,915,836	92	50,210	18,173	2,966,046
3	PT Asuransi Allianz Life Indonesia	10	2,000	-	-	10	2,000
4	PT Asuransi Aviva Indonesia (d/h PT Winterthur Life Indonesia)	-	-	-	-	-	-
5	PT Avrist Assurance (d/h PT Asuransi AIA Indonesia)	-	-	1,644	84,759	1,644	84,759
6	PT Axa Financial Indonesia	2,933	148,767	-	-	2,933	148,767
7	PT Axa Life Indonesia	921	40,341	-	-	921	40,341
8	PT Axa Mandiri Financial Services	188,117	11,558,941	13,777	87,220	201,894	11,646,162
9	PT Asuransi CIGNA	9,752	652,142	-	-	9,752	652,142
10	PT CIMB Sun Life (d/h PT Commerce International)	397	103,851	-	651,910	-	755,761
11	PT Commonwealth Life (d/h PT Astra CMG Life )	3,528	684,658	1,891	965,885	5,419	1,650,542
12	PT Asuransi Jiwa Generali Indonesia (d/h PT A.J. Arta Mandiri Prima)	2,151	1,032,543	4,181	232,751	6,332	1,265,294
13	PT Great Eastern Life Indonesia	391	280,419	5	7,200	396	287,619
14	PT Tokio Marine Life (d/h PT MAA Life Assurance)	19,309	51,608	5	475	19,314	52,083
15	PT Asuransi Jiwa Manulife Indonesia	18,163	1,786,427	13,370	76,420	29,533	1,862,846
16	PT Prudential Life Assurance	16,143	1,808,946	13,370	85,963	29,513	1,894,908
17	PT Asuransi Jiwa Sinar Mas MSIG	469	89,160	-	-	469	89,160
18	PT Sun Life Financial Indonesia	6,599	506,012	344	53,477	6,943	559,489
19	PT Zurich Topas Life (d/h PT Mayapada Life)	3,038	1,120,326	70	11,895	3,108	1,132,220
<b>JUMLAH / SUBTOTAL</b>		<b>289,769</b>	<b>22,980,273</b>	<b>53,447</b>	<b>2,546,588</b>	<b>342,819</b>	<b>25,526,861</b>
<b>JUMLAH SELURUHNYA / GRAND TOTAL</b>		<b>334,901</b>	<b>26,700,070</b>	<b>1,261,389</b>	<b>58,214,261</b>	<b>1,595,893</b>	<b>84,914,331</b>

Keterangan / Notes :

\*) Tidak Menyampaikan Laporan / Have Not Submitted Annual Report

\*\*) Pencabutan Izin Usaha / Licenses Have Been Removed

\*\*\*) Pemberian Izin Usaha Baru / New Licenses

Perusahaan Asuransi Jiwa  
Life Insurance Companies

TABEL : 3.16.7/TABLE : 3.16.7

PERMUTUSAN KONTRAK PRODUK YANG DIHASILKAN TAHUN 2014  
LAPSE FOR PRODUCTS PRODUCES FOR THE YEAR 2014

Semua Cabang Selain Kecelakaan Diri dan Kesehatan  
All Plans Except Personal Accident & Health

\*\*\*) Dlm. jutaan rupiah  
\*\*\*) In million rupiah

NO.	NAMA PERUSAHAAN NAME OF COMPANY	PERT/PERORANGAN INDIVIDUAL		PERT/KUMPULAN GROUP		JUMLAH TOTAL	
		Jumlah Polis No Of Policies	Jml. Uang Pert*** Sum Insured	Jumlah Peserta No. Insured	Jml. Uang Pert*** Sum Insured	Polis/Peserta Policies/Insured	Jml. Uang Pert*** Sum Insured
(1)	(2)	(3)	(4)	(5)	(6)	(7)	(8)
<b>PERUSAHAAN ASURANSI JIWA SWASTA NASIONAL</b> PRIVATE NATION LIFE INSURANCE COMPANIES							
1	PT Asuransi Jiwa Adisarana Wanaartha	182	5,515	-	-	182	5,515
2	PT Asuransi Financial Wiramitra Danadiaksana (d/h PT Agrapana Aksata)	-	-	-	-	-	-
3	PT Asuransi Jiwa Bakrie*	-	-	-	-	-	-
4	PT BNI Life Insurance	2,901	258,582	94,673	4,042,336	97,574	4,300,918
5	PT Asuransi Jiwa Bringin Jiwa Sejahtera	6,132	959,427	542,677	22,606,577	548,809	23,566,004
6	Asuransi Jiwa Bersama Bumiputera 1912	65,994	959,862	1,240	3,020	67,234	962,882
7	PT Asuransi Jiwa Central Asia Raya	858	29,636	1,248	181,845	2,106	211,482
8	PT Equity Life Indonesia	-	-	-	-	-	-
9	PT Heksa Eka Life Insurance	-	-	4,066	424,584	4,066	424,584
10	PT Indolife Pensiortama	8,117	3,154,276	-	-	8,117	3,154,276
11	PT Asuransi Jiwa InHealth Indonesia	-	-	-	555	-	555
12	PT Asuransi Jwasraya (Persero)	-	-	-	-	-	-
13	PT Asuransi Kresna Life (d/h PT A.J. Mira Life)	52	16,596	31	106,920	83	123,516
14	PT Asuransi Jiwa Mega Life	25	1,572	-	-	25	1,572
15	PT MNC Life Assurance (d/h PT UOB Life Sun Assurance)	22	2,086	8,128	550,851	8,150	552,937
16	PT Hanwa Life Insurance Indonesia (d/a PT Multicor Life Insurance)	19	4,300	25	1,679	44	5,979
17	PT Panin Daichi Life (d/h PT Panin Anugrah Life)	3,633	580,541	949	178,648	4,582	759,189
18	PT Pasaraya Life Insurance	-	-	-	-	-	-
19	PT Asuransi Jiwa Recapital	27	855	956	53,615	983	54,470
20	PT Asuransi Jiwa Sequis Financial	32	2,150	6,541	597,980	6,573	600,130
21	PT Asuransi Jiwa Sequis Life	5,454	587,849	4,166	99,970	9,620	687,819
22	PT Asuransi Jiwa Tuqu Mandiri	-	-	363	1,955	363	1,955
23	PT Asuransi Jiwa Mega Indonesia	-	-	88	0	88	0
24	PT Asuransi Jiwa Reliance ***	-	-	-	-	-	-
25	PT Central Asia Financial ***	31	1,973	-	-	31	1,973
26	PT Asuransi Jiwa Indosurya Sukses ***	-	-	-	-	-	-
27	PT Sinergi Proteksi Indonesia (d/h PT. Brent Asuransi Jiwa)***	-	-	-	-	-	-
28	PT. Asuransi Jiwa Taspen***	-	-	-	-	-	-
29	PT Asuransi Jiwa Sinansari Indonesia***	-	-	-	-	-	-
30	PT Asuransi Jiwa BCA***	-	-	-	-	-	-
31	PT Lippo Life Assurance***	-	-	-	-	-	-
<b>JUMLAH / SUBTOTAL</b>		<b>93,479</b>	<b>6,565,221</b>	<b>665,151</b>	<b>28,850,535</b>	<b>758,630</b>	<b>35,415,756</b>
<b>PERUSAHAAN ASURANSI JIWA PATUNGAN</b> JOINT VENTURE LIFE INSURANCE COMPANIES							
1	PT Ace Life Assurance (d/h PT A.J. Bhumi Artha Reksatama)	3,504	375,766	26,127	240,123	29,631	615,889
2	PT AIA Financial (d/h PT AIG Life)	2,177	250,395	643	449,333	2,820	699,729
3	PT Asuransi Allianz Life Indonesia	757	82,036	-	-	757	82,036
4	PT Asuransi Aviva Indonesia (d/h PT Winterthur Life Indonesia)	183	74,371	2,094	551,582	2,277	626,153
5	PT Avrist Assurance (d/h PT Asuransi AIA Indonesia)	409	45,834	4,788	228,082	5,197	273,926
6	PT Axa Financial Indonesia	3,923	197,899	-	-	3,923	197,899
7	PT Axa Life Indonesia	205	11,931	-	-	205	11,931
8	PT Axa Mandiri Financial Services	-	-	-	-	-	-
9	PT Asuransi CIGNA	13,551	1,729,064	-	-	13,551	1,729,064
10	PT CIMB Sun Life (d/h PT Commerce International)	821	164,999	-	203,142	-	368,141
11	PT Commonwealth Life (d/h PT Astra CMG Life )	5,526	65,941	73,513	11,400,327	79,039	11,466,267
12	PT Asuransi Jiwa Generali Indonesia (d/h PT A.J. Arta Mandiri Prima)	1,560	1,058,032	10,310	750,249	11,870	1,808,280
13	PT Great Eastern Life Indonesia	384	288,618	27	27,437	411	316,055
14	PT Tokio Marine Life (d/h PT MAA Life Assurance)	4,622	275,108	158	2,739	4,780	277,847
15	PT Asuransi Jiwa Manulife Indonesia	33,307	906,438	51,456	1,242,504	84,763	2,148,942
16	PT Prudential Life Assurance	33,212	2,698,415	51,456	1,250,135	84,668	3,948,550
17	PT Asuransi Jiwa Sinar Mas MSIG	550	85,871	35	40,611	585	126,483
18	PT Sun Life Financial Indonesia	9,702	844,375	-	-	9,702	844,375
19	PT Zurich Topas Life (d/h PT Mayapada Life)	4,823	2,004,185	39	34,613	4,862	2,038,798
<b>JUMLAH / SUBTOTAL</b>		<b>119,216</b>	<b>11,159,477</b>	<b>220,646</b>	<b>16,420,888</b>	<b>339,041</b>	<b>27,580,365</b>
<b>JUMLAH SELURUHNYA / GRAND TOTAL</b>		<b>212,695</b>	<b>17,724,698</b>	<b>885,797</b>	<b>45,271,423</b>	<b>1,097,671</b>	<b>62,996,120</b>

Keterangan / Notes :

\*) Tidak Menyampaikan Laporan / Have Not Submitted Annual Report

\*\*) Pencabutan Izin Usaha / Licenses Have Been Removed

\*\*\*) Pemberian Izin Usaha Baru / New Licenses

Perusahaan Asuransi Jiwa  
Life Insurance Companies

TABEL : 3.16.8/TABLE : 3.16.8  
PEMUTUSAN KONTRAK PRODUK YANG DIHASILKAN TAHUN 2013  
LAPSE FOR PRODUCTS PRODUCES FOR THE YEAR 2013

Semua Cabang Selain Kecelakaan Diri dan Kesehatan  
All Plans Except Personal Accident & Health

NO.	NAMA PERUSAHAAN NAME OF COMPANY	PERT/PERORANGAN INDIVIDUAL		PERT/KUMPULAN GROUP		JUMLAH TOTAL	
		Jumlah Polis No Of Policies	Jml. Uang Pert*** Sum Insured	Jumlah Peserta No. Insured	Jml. Uang Pert*** Sum Insured	Polis/Peserta Policies/Insured	Jml. Uang Pert*** Sum Insured
(1)	(2)	(3)	(4)	(5)	(6)	(7)	(8)
<b>PERUSAHAAN ASURANSI JIWA SWASTA NASIONAL</b> PRIVATE NATION LIFE INSURANCE COMPANIES							
1	PT Asuransi Jiwa Adisarana Wanaartha	-	-	-	-	-	-
2	PT Asuransi Financial Wiramitra Danadiaksana (d/h PT Agrapana Aksata)	-	-	-	-	-	-
3	PT Asuransi Jiwa Bakrie*	-	-	-	-	-	-
4	PT BNI Life Insurance	7,636	570,964	405,697	9,460,979	413,333	10,031,943
5	PT Asuransi Jiwa Bringin Jiwa Sejahtera	-	-	-	-	-	-
6	Asuransi Jiwa Bersama Bumiputera 1912	200,096	3,834,147	6,217	19,937	206,313	3,854,085
7	PT Asuransi Jiwa Central Asia Raya	3,148	382,222	17,086	3,762,269	20,234	4,144,491
8	PT Equity Life Indonesia	-	-	-	-	-	-
9	PT Heksa Eka Life Insurance	-	-	10,141	850,596	10,141	850,596
10	PT Indolife Pensiortama	5,126	1,668,590	-	-	5,126	1,668,590
11	PT Asuransi Jiwa InHealth Indonesia	-	-	-	534	-	534
12	PT Asuransi Jiwasraya (Persero)	-	-	-	-	-	-
13	PT Asuransi Kresna Life (d/h PT A.J. Mira Life)	42	2,204	12	687,605	54	689,809
14	PT Asuransi Jiwa Mega Life	133	7,562	-	-	133	7,562
15	PT MNC Life Assurance (d/h PT UOB Life Sun Assurance)	18	1,044	308	207,722	326	208,766
16	PT Hanwa Life Insurance Indonesia (d/a PT Multicor Life Insurance)	-	-	3,207	169,690	3,207	169,690
17	PT Panin Daichi Life (d/h PT Panin Anugrah Life)	6,858	753,646	4,044	1,012,810	10,902	1,766,456
18	PT Pasaraya Life Insurance	-	-	-	-	-	-
19	PT Asuransi Jiwa Recapital	35	921	19,031	965,659	19,066	966,580
20	PT Asuransi Jiwa Sequis Financial	333	28,224	57	2,205	390	30,429
21	PT Asuransi Jiwa Sequis Life	11,917	1,208,604	626	144,152	12,543	1,352,756
22	PT Asuransi Jiwa Tugu Mandiri	66	2,710	183	55,075	249	57,785
23	PT Asuransi Jiwa Mega Indonesia	-	-	-	-	-	-
24	PT Asuransi Jiwa Reliance ***	-	-	-	-	-	-
25	PT Central Asia Financial ***	-	-	-	-	-	-
26	PT Asuransi Jiwa Indosurya Sukses ***	-	-	-	-	-	-
27	PT Sinergi Proteksi Indonesia (d/h PT. Brent Asuransi Jiwa)***	-	-	-	-	-	-
28	PT. Asuransi Jiwa Taspen***	-	-	-	-	-	-
29	PT Asuransi Jiwa Sinarsari Indonesia***	-	-	-	-	-	-
30	PT Asuransi Jiwa BCA***	-	-	-	-	-	-
31	PT Lippo Life Assurance***	-	-	-	-	-	-
<b>JUMLAH / SUBTOTAL</b>		<b>235,408</b>	<b>8,460,838</b>	<b>466,609</b>	<b>17,339,233</b>	<b>702,017</b>	<b>25,800,070</b>
<b>PERUSAHAAN ASURANSI JIWA PATUNGAN</b> JOINT VENTURE LIFE INSURANCE COMPANIES							
1	PT Ace Life Assurance (d/h PT A.J. Bhumi Artha Reksatama)	2,535	323,503	52,253	480,246	54,788	803,749
2	PT AIA Financial (d/h PT AIG Life)	14,986	1,423,041	7,559	1,085,972	22,545	2,509,012
3	PT Asuransi Allianz Life Indonesia	790	40,319	-	-	790	40,319
4	PT Asuransi Allianz Indonesia (d/h PT Winterthur Life Indonesia)	51	7,884	4,785	942,260	4,836	950,144
5	PT Avist Assurance (d/h PT Asuransi AIA Indonesia)	8,442	1,472,533	124,628	1,149,603	133,070	2,622,136
6	PT Axa Financial Indonesia	6,029	28,326,982	-	-	6,029	28,326,982
7	PT Axa Life Indonesia	20	1,190	-	-	20	1,190
8	PT Axa Mandiri Financial Services	-	-	-	-	-	-
9	PT Asuransi CIGNA	9,292	477,839	-	-	9,292	477,839
10	PT CIMB Sun Life (d/h PT Commerce International)	1,542	96,378	-	982,394	-	1,078,771
11	PT Commonwealth Life (d/h PT Astra CMG Life )	4,104	2,302,745	-	-	4,104	2,302,745
12	PT Asuransi Jiwa Generali Indonesia (d/h PT A.J. Arta Mandiri Prima)	2,995	354,703	4,089	946,177	7,084	1,300,880
13	PT Great Eastern Life Indonesia	808	567,542	50	17,586	858	585,128
14	PT Tokio Marine Life (d/h PT MAA Life Assurance)	18,265	1,388,632	2,803	11,275	21,068	1,399,906
15	PT Asuransi Jiwa Manulife Indonesia	45,181	1,577,897	18,659	427,892	63,840	2,005,789
16	PT Prudential Life Assurance	42,321	4,640,930	18,505	97,881	60,826	4,738,811
17	PT Asuransi Jiwa Sinar Mas MSIG	4,188	552,933	1,171	11,458	5,359	564,392
18	PT Sun Life Financial Indonesia	15,462	1,439,226	-	-	15,462	1,439,226
19	PT Zurich Topas Life (d/h PT Mayapada Life)	142	61,257	76	52,629	218	113,887
<b>JUMLAH / SUBTOTAL</b>		<b>177,153</b>	<b>45,055,534</b>	<b>234,578</b>	<b>6,205,373</b>	<b>410,189</b>	<b>51,260,907</b>
<b>JUMLAH SELURUHNYA / GRAND TOTAL</b>		<b>412,561</b>	<b>53,516,372</b>	<b>701,187</b>	<b>23,544,606</b>	<b>1,112,206</b>	<b>77,060,978</b>

## Keterangan / Notes :

\*) Tidak Menyampaikan Laporan / Have Not Submitted Annual Report

\*\*) Pencabutan Izin Usaha / Licenses Have Been Removed

\*\*\*) Pemberian Izin Usaha Baru / New Licenses

Perusahaan Asuransi Jiwa  
Life Insurance Companies

TABEL : 3.16.9/TABLE : 3.16.9

PERUBAHAN KE CABANG LAIN UNTUK TAHUN 2014  
ALTERATION TO OTHER PLANS FOR THE YEAR 2014

Semua Cabang Selain Kecelakaan Diri dan Kesehatan  
All Plans Except Personal Accident & Health

\*\*\*) Dlm. jutaan rupiah  
\*\*\*\*) In million rupiah

NO.	NAMA PERUSAHAAN NAME OF COMPANY	PERT/PERORANGAN INDIVIDUAL		PERT/KUMPULAN GROUP		JUMLAH TOTAL	
		Jumlah Polis No Of Policies	Jml. Uang Pert****) Sum Insured	Jumlah Peserta No. Insured	Jml. Uang Pert****) Sum Insured	Polis/Peserta Policies/Insured	Jml. Uang Pert****) Sum Insured
(1)	(2)	(3)	(4)	(5)	(6)	(7)	(8)
<b>PERUSAHAAN ASURANSI JIWA SWASTA NASIONAL</b> PRIVATE NATION LIFE INSURANCE COMPANIES							
1	PT Asuransi Jiwa Adisarana Wanaartha	-	-	-	-	-	-
2	PT Asuransi Financial Wiramitra Danadiaksana (d/h PT Agrapana Aksata)	-	-	-	-	-	-
3	PT Asuransi Jiwa Bakrie*	-	-	-	-	-	-
4	PT BNI Life Insurance	-	-	-	-	-	-
5	PT Asuransi Jiwa Bringin Jiwa Sejahtera	-	-	-	-	-	-
6	Asuransi Jiwa Bersama Bumputera 1912	252	4.152	-	-	-	-
7	PT Asuransi Jiwa Central Asia Raya	408	45.694	3.941	539.871	-	-
8	PT Equity Life Indonesia	-	-	-	-	-	-
9	PT Heksa Eka Life Insurance	-	-	-	-	-	-
10	PT Indolife Pensiontama	-	-	-	-	-	-
11	PT Asuransi Jiwa InHealth Indonesia	-	-	-	-	-	-
12	PT Asuransi Jiwasraya (Persero)	-	-	34.979	2.510.543	-	-
13	PT Asuransi Kresna Life (d/h PT A.J. Mira Life)	-	-	-	-	-	-
14	PT Asuransi Jiwa Mega Life	-	-	-	-	-	-
15	PT MNC Life Assurance (d/h PT UOB Life Sun Assurance)	-	-	-	-	-	-
16	PT Hanwa Life Insurance Indonesia (d/a PT Multicor Life Insurance)	-	-	-	-	-	-
17	PT Panin Daichi Life (d/h PT Panin Anugrah Life)	-	13	-	-	-	-
18	PT Pasabaya Life Insurance	-	-	-	-	-	-
19	PT Asuransi Jiwa Recapital	-	-	-	-	-	-
20	PT Asuransi Jiwa Sequis Financial	-	-	-	-	-	-
21	PT Asuransi Jiwa Sequis Life	-	-	-	-	-	-
22	PT Asuransi Jiwa Tugu Mandiri	-	-	-	-	-	-
23	PT Asuransi Jiwa Mega Indonesia	-	-	-	-	-	-
24	PT Asuransi Jiwa Reliance ***	-	-	-	-	-	-
25	PT Central Asia Financial ***	-	-	-	-	-	-
26	PT Asuransi Jiwa Indosurya Sukses ***	-	-	-	-	-	-
27	PT Sinergi Proteksi Indonesia (d/h PT. Brent Asuransi Jiwa)***	-	-	-	-	-	-
28	PT. Asuransi Jiwa Taspen***	-	-	-	-	-	-
29	PT Asuransi Jiwa Sinansari Indonesia***	-	-	-	-	-	-
30	PT Asuransi Jiwa BCA***	-	-	-	-	-	-
31	PT Lippo Life Assurance***	-	-	-	-	-	-
<b>JUMLAH / SUBTOTAL</b>		<b>660</b>	<b>49,859</b>	<b>38,920</b>	<b>3,050,414</b>	<b>-</b>	<b>-</b>
<b>PERUSAHAAN ASURANSI JIWA PATUNGAN</b> JOINT VENTURE LIFE INSURANCE COMPANIES							
1	PT Ace Life Assurance (d/h PT A.J. Bhumi Artha Reksatama)	-	-	-	-	-	-
2	PT AIA Financial (d/h PT AIG Life)	21,645	4,827,218	218	20,687,008	21,863	25,514,226
3	PT Asuransi Allianz Life Indonesia	-	-	-	-	-	-
4	PT Asuransi Aviva Indonesia (d/h PT Winterthur Life Indonesia)	-	-	-	-	-	-
5	PT Avrist Assurance (d/h PT Asuransi AIA Indonesia)	-	-	-	-	-	-
6	PT Axa Financial Indonesia	-	-	-	-	-	-
7	PT Axa Life Indonesia	51	3,970	-	-	51	3,970
8	PT Axa Mandiri Financial Services	-	528	-	-	-	-
9	PT Asuransi CIGNA	42,023	18,161,550	-	-	42,023	18,161,550
10	PT CIMB Sun Life (d/h PT Commerce International)	-	-	-	-	-	-
11	PT Commonwealth Life (d/h PT Astra CMG Life )	-	-	-	-	-	-
12	PT Asuransi Jiwa Generali Indonesia (d/h PT A.J. Arta Mandiri Prima)	-	-	-	-	-	-
13	PT Great Eastern Life Indonesia	-	-	-	-	-	-
14	PT Tokio Marine Life (d/h PT MAA Life Assurance)	-	-	-	-	-	-
15	PT Asuransi Jiwa Manulife Indonesia	358,588	6,429	7,453	-	-	-
16	PT Prudential Life Assurance	359,117	40,855,705	7,453	329,258	366,570	41,184,963
17	PT Asuransi Jiwa Sinar Mas MSIG	2	1,502,787	232	156,687	-	-
18	PT Sun Life Financial Indonesia	26	25,782	-	-	26	25,782
19	PT Zurich Topas Life (d/h PT Mayapada Life)	-	-	-	-	-	-
<b>JUMLAH / SUBTOTAL</b>		<b>781,452</b>	<b>65,383,970</b>	<b>15,356</b>	<b>21,172,953</b>	<b>430,533</b>	<b>84,890,492</b>
<b>JUMLAH SELURUHHNYA / GRAND TOTAL</b>		<b>782,112</b>	<b>65,433,829</b>	<b>54,276</b>	<b>24,223,367</b>	<b>430,533</b>	<b>84,890,492</b>

Keterangan / Notes :

\*) Tidak Menyampaikan Laporan / Have Not Submitted Annual Report

\*\*) Pencabutan Izin Usaha / Licenses Have Been Removed

\*\*\*) Pemberian Izin Usaha Baru / New Licenses

Perusahaan Asuransi Jiwa  
Life Insurance Companies

TABEL : 3.17/TABLE : 3.17  
PERTANGGUNGAN PADA AKHIR TAHUN 2014  
POLICIES INFORCE AT THE END OF THE YEAR 2014

Semua Cabang Selain Kecelakaan Diri dan Kesehatan  
All Plans Except Personal Accident & Health

\*\*\*) Dlm. jutaan rupiah  
\*\*\*) In million rupiah

NO.	NAMA PERUSAHAAN NAME OF COMPANY	PERT/PERORANGAN INDIVIDUAL		PERT/KUMPULAN GROUP		JUMLAH TOTAL	
		Jumlah Polis No Of Policies	Jml. Uang Pert***) Sum Insured	Jumlah Peserta No. Insured	Jml. Uang Pert***) Sum Insured	Polis/Peserta Policies/Insured	Jml. Uang Pert***) Sum Insured
(1)	(2)	(3)	(4)	(5)	(6)	(7)	(8)
<b>PERUSAHAAN ASURANSI JIWA SWASTA NASIONAL</b> <i>PRIVATE NATION LIFE INSURANCE COMPANIES</i>							
1	PT Asuransi Jiwa Adisarana Wanaartha	7,538	1,341,517	136,950	2,532,890	144,488	3,874,407
2	PT Asuransi Finansial Wiramitra Danadiaksana (d/h PT Agrapana Aksata)	4,190	1,029,529	-	-	-	-
3	PT Asuransi Jiwa Bakrie*	-	-	-	-	-	-
4	PT BNI Life Insurance	94,741	8,604,139	733,782	25,134,870	828,523	33,739,008
5	PT Asuransi Jiwa Bringin Jiwa Sejahtera	103,065	3,891,091	2,446,330	152,725,625	2,549,395	156,616,716
6	Asuransi Jiwa Bersama Bumiputera 1912	2,157,785	34,396,671	2,942,657	82,810,661	5,100,442	117,207,332
7	PT Asuransi Jiwa Central Asia Raya	98,884	6,162,484	513,748	39,040,713	612,632	45,203,197
8	PT Equity Life Indonesia	31,393	3,163,531	877,000	13,560,545	908,393	16,724,076
9	PT Heksa Eka Life Insurance	-	-	1,205,745	89,093,616	1,205,745	89,093,616
10	PT Indolife Pensiontama	47,819	13,619,523	35,957	259,416	83,776	13,878,939
11	PT Asuransi Jiwa InHealth Indonesia	-	-	122	1,688,194	122	1,688,194
12	PT Asuransi Jiwasraya (Persero)	292,011	7,406,002	5,110,153	113,150,692	5,402,164	120,556,694
13	PT Asuransi Kresna Life (d/h PT A.J. Mira Life)	566	35,572	34	7,620,173	600	7,655,745
14	PT Asuransi Jiwa Mega Life	6,570	403,387	665,992	35,446,291	672,562	35,849,678
15	PT MNC Life Assurance (d/h PT UOB Life Sun Assurance)	5,462	506,596	2,079,176	9,981,812	2,084,638	10,488,408
16	PT Hanwa Life Insurance Indonesia (d/a PT Multicoor Life Insurance)	589	132,853	44,232	950,645	44,821	1,083,498
17	PT Panin Daichi Life (d/h PT Panin Anugrah Life)	113,320	18,205,771	159,619	18,509,475	272,939	36,715,246
18	PT Pasaraya Life Insurance	-	-	23,028	540,747	23,028	540,747
19	PT Asuransi Jiwa Recapital	1,948	97,099	491,512	17,022,315	493,460	17,119,414
20	PT Asuransi Jiwa Sequis Finansial	5,958	494,956	24,562	2,641,684	30,520	3,136,640
21	PT Asuransi Jiwa Sequis Life	263,140	38,680,861	53,843	4,636,657	316,983	43,317,518
22	PT Asuransi Jiwa Tuju Mandiri	1,458	32,040	74,793	2,835,102	76,251	2,867,141
23	PT Asuransi Jiwa Mega Indonesia	810	124,376	76,975	1,714,557	77,785	1,838,933
24	PT Asuransi Jiwa Reliance ***	-	-	745,065	77,846,702	745,065	77,846,702
25	PT Central Asia Finansial ***	277	10,208	-	-	277	10,208
26	PT Asuransi Jiwa Indosurya Sukses ***	-	-	1,378	125,132	1,378	125,132
27	PT Sinergi Proteksi Indonesia (d/h PT. Brent Asuransi Jiwa)***	-	-	332	7,430	332	7,430
28	PT. Asuransi Jiwa Taspen***	-	-	737	296,659	737	296,659
29	PT Asuransi Jiwa Sinarsari Indonesia***	-	-	-	-	-	-
30	PT Asuransi Jiwa BCA***	-	-	5,574	736,361	5,574	736,361
31	PT Lippo Life Assurance***	-	-	-	-	-	-
<b>JUMLAH / SUBTOTAL</b>		<b>3,237,524</b>	<b>138,338,204</b>	<b>18,449,296</b>	<b>700,908,965</b>	<b>21,682,630</b>	<b>838,217,639</b>
<b>PERUSAHAAN ASURANSI JIWA PATUNGAN</b> <i>JOINT VENTURE LIFE INSURANCE COMPANIES</i>							
1	PT Ace Life Assurance (d/h PT A.J. Bhumi Artha Reksatama)	64,003	10,760,832	226,327	2,657,090	290,330	13,417,922
2	PT AIA Finansial (d/h PT AIG Life)	563,670	98,813,984	357,954	82,561,934	921,624	181,375,918
3	PT Asuransi Allianz Life Indonesia	67,887	1,968,255	6,420,759	182,631,067	6,488,646	184,589,322
4	PT Asuransi Aviva Indonesia (d/h PT Winterthur Life Indonesia)	1,570	251,318	127,921	15,761,446	129,491	16,012,764
5	PT Avist Assurance (d/h PT Asuransi AIA Indonesia)	131,288	12,703,006	710,996	35,943,871	842,284	48,646,877
6	PT Axa Finansial Indonesia	122,110	23,039,435	12,276	928,000	134,386	23,965,435
7	PT Axa Life Indonesia	17,994	795,643	5,185	-	23,179	795,643
8	PT Axa Mandiri Financial Services	899,850	62,592,056	1,832,285	63,719,764	2,732,135	126,311,820
9	PT Asuransi CIGNA	728,916	130,188,659	613,807	18,201,784	1,342,723	148,390,443
10	PT CIMB Sun Life (d/h PT Commerce International)	12,773	1,402,043	9	19,354,785	12,782	20,756,828
11	PT Commonwealth Life (d/h PT Astra CMG Life)	73,325	31,729,278	407,873	54,946,807	481,198	86,676,085
12	PT Asuransi Jiwa Generali Indonesia (d/h PT A.J. Arta Mandiri Prima)	24,749	16,417,931	108,625	19,450,240	133,374	35,868,171
13	PT Great Eastern Life Indonesia	8,533	7,797,871	3,832	1,991,868	12,365	9,789,740
14	PT Tokio Marine Life (d/h PT MAA Life Assurance)	441,316	47,698,778	79,514	1,023,513	520,830	48,722,291
15	PT Asuransi Jiwa Manulife Indonesia	2,941,688	37,010,620	1,010,993	12,621,369	3,952,681	49,631,988
16	PT Prudential Life Assurance	2,874,257	361,922,134	1,005,607	13,900,816	3,879,864	375,822,949
17	PT Asuransi Jiwa Sinar Mas MSIG	151,623	27,745,848	402,007	4,575,919	553,630	32,321,767
18	PT Sun Life Finansial Indonesia	196,401	28,190,956	1,380	183,602	197,781	28,374,558
19	PT Zurich Topas Life (d/h PT Mayapada Life)	13,361	6,382,118	3,290	186,814	16,651	6,568,932
<b>JUMLAH / SUBTOTAL</b>		<b>9,335,314</b>	<b>907,410,765</b>	<b>13,330,640</b>	<b>530,638,688</b>	<b>22,665,954</b>	<b>1,438,049,454</b>
<b>JUMLAH SELURUHNYA / GRAND TOTAL</b>		<b>12,572,838</b>	<b>1,045,748,969</b>	<b>31,779,936</b>	<b>1,231,547,653</b>	<b>44,348,584</b>	<b>2,276,267,092</b>

## Keterangan / Notes :

\*) Tidak Menyampaikan Laporan / Have Not Submitted Annual Report

\*\*) Pencabutan Izin Usaha / Licenses Have Been Removed

\*\*\*) Pemberian Izin Usaha Baru / New Licenses

Usaha Asuransi Jiwa  
Life Insurance Business

TABEL : 3.18.1 / TABLE : 3.18.1

PERTANGGUNGAN BARU TAHUN 2010-2014  
NEW BUSINESS YEARS 2010 - 2014Semua Cabang Selain Kecelakaan Diri dan Kesehatan  
All Plans Except Personal Accident and Health

NO.	NAMA PERUSAHAAN NAME OF COMPANY	Jumlah Tertanggung Number of Insured					Uang Pertanggungan *) Sum Insured *)				
		2010 (3)	2011 (4)	2012 (5)	2013 (6)	2014 (7)	2010 (8)	2011 (9)	2012 (10)	2013 (11)	2014 (12)
<b>PERUSAHAAN ASURANSI JIWA NASIONAL</b>											
<b>NATIONAL LIFE INSURANCE COMPANIES</b>											
1	PT Asuransi Jiwa Adisarana Wanaartha	4.588	6.640	3.924	3.572	6.608	889.139	1.516.568	1.481.139	1.312.010	1.194.884
2	PT Asuransi Jiwa Syariah Al-Amin	452.738	-	-	-	-	18.430.255	-	-	-	-
3	PT Asuransi Jiwa Bakrie*	-	-	-	-	-	-	-	-	-	-
4	PT BNI Life Insurance	630.323	276.907	203.225	234.948	157.813	11.478.283	9.155.193	15.858.700	15.442.176	10.625.216
5	PT Asuransi Jiwa Binjirn Jiwa Sejahtera	10.440	5.954	3.025.291	5.435.843	2.702.727	11.196.963	5.873.102	93.740.791	118.402.349	201.010.889
6	PT Asuransi Jiwa Bumi Asih Jaya	365.133	12	-	-	-	5.959.315	1.059	-	-	-
7	Asuransi Jiwa Bersama Bumiputera 1912	2.132.725	1.390.636	2.217.535	2.418.843	2.205.712	28.967.707	18.962.037	37.065.924	41.656.586	28.386.716
8	PT Asuransi Jiwa Central Asia Raya	143.841	56.277	997.941	366.671	97.721	9.761.978	5.436.968	57.974.216	23.527.104	8.186.104
9	PT Equity Life Indonesia	44.955	59.664	69.127	201.417	663.076	2.279.814	4.533.422	3.469.369	4.546.338	7.533.635
10	PT Heksa Eka Life Insurance	261.803	388.975	368.607	-	372.442	13.963.965	19.013.724	20.745.914	-	22.499.002
11	PT Indolife Pensioniama	38.131	26.007	52.002	55.600	61.561	5.068.893	6.387.606	7.669.197	7.456.104	9.945.028
12	PT Asuransi Jiwa InHealth Indonesia	30	11	24	-	89	188.866	151.569	566.493	-	1.145.465
13	PT Asuransi Jiwastraya (Persero)	1.743.391	1.266.679	55.046	50.667	614.363	40.433.851	26.184.370	4.435.840	18.987.860	19.678.938
14	PT Asuransi Kresna Life (d/h PT A.J. Mira Life)	20.042	160	2.441	360	332	400.597	3.510.529	3.596.723	3.502.506	4.523.769
15	PT Mayapada Life	-	-	-	-	-	-	-	-	-	-
16	PT Asuransi Jiwa Mega Life	352.180	27.022.751	5.689	1.038	59.086	6.889.495	428.940.340	12.335.946	460.123.102	2.309.621
17	PT MNC Life Assurance (d/h PT UOB Life Sun Assurance)	332	37.923	31.072	2.702	47.552	297.609	5.459.424	2.970.985	218.372	3.323.318
18	PT Asuransi Syariah Mubarakah	836.643	-	-	-	-	8.702.630	-	-	-	-
19	PT Hanwa Life Insurance Indonesia (d/a PT Multicor Life Insui)	89.755	65.478	540.844	48	58.459	1.811.730	1.186.723	1.495.364	14.265	1.019.454
20	PT Asuransi Jiwa Nusantara	680.701	329.609	368.394	-	-	25.314.222	14.847.808	16.595.481	-	-
21	PT Panin Financial Tbk	-	-	-	17.388	-	-	-	-	4.305.552	-
22	PT Panin Daichi Life (d/h PT Panin Anugrah Life)	219.272	37.379	29.853	-	45.025	13.692.116	8.236.074	7.686.526	-	8.737.978
23	PT Pasarya Life Insurance	193.899	70.504	24.566	-	18.279	3.961.465	1.207.391	738.496	-	662.757
24	PT Asuransi Jiwa Receptal	46.246	788.247	577.025	397	34.708	1.181.474	10.833.250	9.771.653	37.165	1.519.069
25	PT Asuransi Jiwa Sequis Financial	7.562	3.635	1.760	-	5.746	440.898	511.216	210.570	6.925	1.053.513
26	PT Asuransi Jiwa Sequis Life	41.549	43.941	39.327	39.771	62.606	4.566.159	6.448.297	6.470.006	7.267.148	8.890.302
27	PT Asuransi Jiwa Sinar Mas	121.931	-	-	-	-	7.708.878	-	-	-	-
28	PT Asuransi Takaful Keluarga	790.177	-	-	-	-	24.350.212	-	-	-	-
29	PT Asuransi Jiwa Tuju Mandiri	16.149	34.061	18.578	21	11.141	422.663	507.460	1.784.146	2.910	221.032
30	PT Asuransi Jiwa Mega Indonesia	-	-	-	1.655	76.332	-	-	-	698.108	1.171.017
31	PT Asuransi Jiwa Reliance ***	-	-	-	-	654.870	-	-	-	-	66.690.606
32	PT Central Asia Financial ***	-	-	-	106	222	-	-	-	7.376	5.494
33	PT Asuransi Jiwa Indosurya Sukses ***	-	-	-	-	1.404	-	-	-	-	127.631

\*) Dalam Jutaan Rupiah  
) In Million Rupiah



NO.	NAMA PERUSAHAAN (NAME OF COMPANY)	Jumlah Tertanggung (Number of Insured)					Uang Pertanggungan *) (Sum Insured *)				
		2010 (3)	2011 (4)	2012 (5)	2013 (6)	2014 (7)	2010 (8)	2011 (9)	2012 (10)	2013 (11)	2014 (12)
34	PT Sinergi Proteksi Indonesia (dih PT. Brent Asuransi Jiwa)**	-	-	-	-	332	-	-	-	-	7.430
35	PT. Asuransi Jiwa Taspen**	-	-	-	-	-	-	-	-	-	-
36	PT Asuransi Jiwa Sinansari Indonesia***	-	-	-	-	-	-	-	-	-	-
37	PT Asuransi Jiwa BCA**	-	-	-	-	5.574	-	-	-	-	736.361
38	PT Lippo Life Assurance**	-	-	-	-	-	-	-	-	-	-
39	PT Asuransi Financial Wiramitra Danadiksana (dih PT Agrap	-	-	-	-	4.624	-	-	-	-	1.100.469
	<b>JUMLAH / SUB TOTAL</b>	<b>9,244,516</b>	<b>31,911,450</b>	<b>8,633,271</b>	<b>8,831,123</b>	<b>7,968,404</b>	<b>248,361,196</b>	<b>578,904,151</b>	<b>306,663,482</b>	<b>707,523,956</b>	<b>412,105,478</b>
<b>PERUSAHAAN ASURANSI JIWA PATUNGAN</b>											
<b>JOINT VENTURE LIFE INSURANCE COMPANIES</b>											
1	PT Ace Life Assurance (dih PT A.J. Bumi Artha Reksatama)	18.101	277.170	86.969	53.095	67.561	1.595.431	1.914.486	3.167.033	3.386.579	5.746.995
2	PT AIA Financial (dih PT AIG Life)	140.086	126.916	241.112	59.603	196.193	140.086	25.913.070	49.893.063	15.594.799	76.999.808
3	PT Asuransi Allianz Life Indonesia	1.289.399	551.244	1.058.827	84.547	1.091.968	1.289.399	35.297.699	60.972.034	23.619.699	28.303.841
4	PT Asuransi Aviva Indonesia (dih PT Winterthur Life Indonesia)	42.275	1.566	48.925	400	54.409	42.275	22.561	5.463.868	116.961	5.239.321
5	PT Avrist Assurance (dih PT Asuransi AIA Indonesia)	246.010	153.462	277.825	7.597	188.958	246.010	11.366.743	22.341.691	1.389.895	11.050.837
6	PT Axa Financial Indonesia	51.083	35.422	52.876	51.164	30.171	51.083	4.116.719	4.235.676	1.917.369	1.244.726
7	PT Axa Life Indonesia	-	-	-	-	3.280	-	32.500	46.265	140.625	678.632
8	PT Axa Mandiri Financial Services	873.815	760.496	918.419	268.946	1.323.897	873.815	21.728.127	32.830.404	18.475.745	56.889.927
9	PT Asuransi CIGNA	257.076	176.451	163.353	412.180	471.372	257.076	15.173.512	18.983.083	35.973.928	52.117.995
10	PT CIMB Sun Life (dih PT Commerce International)	6.343	26.306	4.819	3.139	1.952	6.343	14.719.445	6.053.652	5.126.434	2.611.534
11	PT Commonwealth Life (dih PT Astra CMC Life)	72.906	113.195	195.535	161.207	98.881	72.906	19.627.441	32.181.022	26.883.830	19.764.326
12	PT Asuransi Jiwa Generali Indonesia (dih PT A.J. Aria Mandiri	31.102	24.215	51.842	66.474	60.272	31.102	8.523.933	18.265.938	9.722.423	16.281.763
13	PT Great Eastern Life Indonesia	24.848	11.876	7.129	6.644	3.777	24.848	1.953.960	2.222.132	2.312.821	2.541.459
14	PT Tokio Marine Life (dih PT MAA Life Assurance)	179.590	14.639	2.824	3.180	58.255	179.590	522.706	305.814	517.269	1.372.524
15	PT Asuransi Jiwa Manulife Indonesia	95.382	186.735	195.419	224.227	884.510	95.382	14.304.837	10.411.183	13.541.750	10.158.838
16	PT Prudential Life Assurance	559.625	528.035	681.694	850.115	883.318	559.625	62.472.783	80.251.539	100.225.244	91.538.618
17	PT Sun Life Financial Indonesia	57.762	40.824	26.846	29.810	41.563	-	-	-	3.952.680	4.775.968
18	PT Asuransi Jiwa Sinar Mas WISIG	-	169.926	126.552	129.541	61.948	-	15.850.974	19.806.772	13.924.008	13.167.975
19	PT UOB Life Sun Assurance	-	-	-	-	-	-	-	-	-	-
20	PT Zurich Topas Life (dih PT Mayapada Life)	2.245	3.099	3.677	14.914	11.917	2.245	312.015	667.093	5.558.098	5.370.173
	<b>JUMLAH / SUB TOTAL</b>	<b>3,947,668</b>	<b>3,201,698</b>	<b>4,144,643</b>	<b>2,430,083</b>	<b>5,546,240</b>	<b>5,467,216</b>	<b>253,843,512</b>	<b>387,896,263</b>	<b>282,380,157</b>	<b>405,854,860</b>
	<b>JUMLAH KESELURUHAN / GRAND TOTAL</b>	<b>13,192,154</b>	<b>35,113,048</b>	<b>12,777,914</b>	<b>11,261,206</b>	<b>13,514,644</b>	<b>253,828,411</b>	<b>832,747,663</b>	<b>674,561,735</b>	<b>989,904,113</b>	<b>817,960,338</b>

Keterangan / Notes :

\*) Tidak Menyampaikan Laporan / Have Not Submitted Annual Report

\*\*) Pencabutan Izin Usaha / Licenses Have Been Removed

\*\*\*) Pemberian Izin Usaha Baru / New Licenses

Usaha Asuransi Jiwa  
Life Insurance Business

TABEL : 3.18.2 / TABLE : 3.18.2

M E N I N G G A L T A H U N 2 0 1 0 - 2 0 1 4  
D E A T H Y E A R S 2 0 1 0 - 2 0 1 4Semua Cabang Selain Kecelakaan Diri dan Kesehatan  
All Plans Except Personal Accident and Health\*) Dalam Jutaan Rupiah  
) In Million Rupiah

NO.	NAMA PERUSAHAAN NAME OF COMPANY	Jumlah Tertanggung Number of Insured					Uang Pertanggungan <sup>*)</sup> Sum Insured <sup>*)</sup>				
		2010 (3)	2011 (4)	2012 (5)	2013 (6)	2014 (7)	2010 (8)	2011 (9)	2012 (10)	2013 (11)	2014 (12)
<b>PERUSAHAAN ASURANSI JIWA NASIONAL</b>											
<b>NATIONAL LIFE INSURANCE COMPANIES</b>											
1	PT Asuransi Jiwa Adisarana Wanaartha	1.735	761	1.651	17	939	21.862	5.984	11.712	17.069	16.867
2	PT Asuransi Jiwa Syariah Al-Amin	367	-	-	-	-	37.725	-	-	-	-
3	PT Asuransi Jiwa Bakrie*	34	18	-	-	-	869	708	-	-	-
4	PT BNI Life Insurance	1.333	1.018	1.127	2.515	1.859	39.723	51.779	50.473	94.186	93.234
5	PT Asuransi Jiwa Brinigi Jiwa Sejahtera	168	165	31.568	28.467	29.722	30.796	21.822	1.261.594	812.845	30.303
6	PT Asuransi Jiwa Bumi Asih Jaya	21.064	1.175	1.335	-	-	83.861	177.448	20.143	-	-
7	Asuransi Jiwa Bersama Bumiputera 1912	5.577	7.258	10.591	5.239	9.766	104.972	122.487	232.317	158.573	232.024
8	PT Asuransi Jiwa Central Asia Raya	665	617	530	1.011	663	36.752	46.852	39.630	69.091	55.005
9	PT Equity Life Indonesia	232	271	324	333	307	13.282	7.338	14.458	16.848	16.855
10	PT Heksa Eka Life Insurance	1.981	5.320	4.746	-	2.928	88.559	204.983	220.790	203.411	197.449
11	PT Indolife Pensiontama	16	21	10	46	36	2.717	4.729	275	466	4.210
12	PT Asuransi Jiwa InHealth Indonesia	-	-	-	-	-	5.285	3.117	954	2.142	-
13	PT Asuransi Jiwasraya (Persero)	8.480	4.368	17.461	32.816	15.427	157.399	96.915	389.250	572.394	501.684
14	PT Asuransi Kresna Life (d/h PT A.J. Mira Life)	2	15	54	52	78	21	3.830	21.215	16.333	30.840
15	PT Mayapada Life	-	-	-	-	-	-	-	-	-	-
16	PT Asuransi Jiwa Mega Life	360	415	46	1.918	12	33.107	7.919	50.415	92.509	822
17	PT MNC Life Assurance (d/h PT UOB Life Sun Assurance)	13	6	200	6	2.855	3.219	480	11.982	24.105	42.205
18	PT Asuransi Syariah Mubarakah	27.151	-	-	-	-	58.659	-	-	-	-
19	PT Hanwa Life Insurance Indonesia (d/h PT Multicor Life Insui)	191	452	3.115	-	132	1.196	3.390	6.188	4.578	2.638
20	PT Asuransi Jiwa Nusantara	4.621	4.144	13.372	-	-	116.590	139.724	459.605	-	-
21	PT Panin Financial Tbk	-	-	-	-	-	-	-	-	-	-
22	PT Panin Daichi Life (d/h PT Panin Anugrah Life)	688	3.717	289	186	373	42.724	35.061	1.324.648	23.746	57.356
23	PT Pasaraya Life Insurance	1.514	1.142	1.866	-	147	42.318	15.933	25.935	5.099	5.066
24	PT Asuransi Jiwa Receptal	21	21	547	6	617	823	1.789	22.263	17.512	31.653
25	PT Asuransi Jiwa Sequis Financial	14	8	27	15	34	742	810	1.561	2.054	3.727
26	PT Asuransi Jiwa Sequis Life	380	464	556	603	635	32.586	41.107	43.575	73.183	65.018
27	PT Asuransi Jiwa Sinar Mas	1.053	-	-	-	-	48.644	-	-	-	-
28	PT Asuransi Takafu Kelurga	1.550	-	-	-	-	4.557	-	-	-	-
29	PT Asuransi Jiwa Tugu Mandiri	121	211	216	7	107	1.891	4.383	7.900	5.123	3.188
30	PT Asuransi Jiwa Mega Indonesia	-	-	-	3	10	-	-	-	1.418	3.443
31	PT Asuransi Jiwa Reliance ***	-	-	-	-	268	-	-	-	-	23.375
32	PT Central Asia Financial ***	-	-	-	-	-	-	-	-	-	-
33	PT Asuransi Jiwa Indosurya Sukses ***	-	-	-	-	-	-	-	-	-	-
						2					40

NO.	NAMA PERUSAHAAN NAME OF COMPANY	Jumlah Tertanggung Number of Insured					Uang Pertanggungan *) Sum Insured *)								
		2010 (3)	2011 (4)	2012 (5)	2013 (6)	2014 (7)	2010 (8)	2011 (9)	2012 (10)	2013 (11)	2014 (12)				
34	PT Sinergi Proteksi Indonesia (dih PT. Brent Asuransi Jiwa)**	-	-	-	-	-	-	-	-	-	-	-	-	-	-
35	PT. Asuransi Jiwa Taspen**	-	-	-	-	2	-	-	-	-	-	-	-	-	713
36	PT Asuransi Jiwa Sinansari Indonesia***	-	-	-	-	-	-	-	-	-	-	-	-	-	-
37	PT Asuransi Jiwa BCA**	-	-	-	-	-	-	-	-	-	-	-	-	-	-
38	PT Lippo Life Assurance**	-	-	-	-	-	-	-	-	-	-	-	-	-	-
39	PT Asuransi Financial Wiramitra Danadiksana (dih PT Agrap	-	-	-	-	5	-	-	-	-	-	-	-	-	1,519
<b>JUMLAH / SUB TOTAL</b>		<b>79,322</b>	<b>31,587</b>	<b>89,631</b>	<b>73,230</b>	<b>66,924</b>	<b>1,010,866</b>	<b>988,608</b>	<b>4,216,883</b>	<b>2,212,819</b>	<b>1,425,376</b>				
<b>PERUSAHAAN ASURANSI JIWA PATUNGAN</b>															
<b>JOINT VENTURE LIFE INSURANCE COMPANIES</b>															
1	PT Ace Life Assurance (dih PT A.J. Bumi Artha Reksatama)	315	475	784	1,001	753	4,186	9,867	21,001	33,162	33,412				
2	PT AIA Financial (dih PT AIG Life)	1,016	1,116	1,348	1,169	1,670	100,377	118,423	142,306	217,759	212,299				
3	PT Asuransi Allianz Life Indonesia	131	1,356	524	551	122	3,195	71,325	73,040	74,101	4,185				
4	PT Asuransi Aviva Indonesia (dih PT Winterthur Life Indonesia)	-	-	96	250	3	-	2,979	8,312	16,596	118				
5	PT Avrist Assurance (dih PT Asuransi AIA Indonesia)	968	697	1,160	290	2,653	158,349	40,990	53,888	108,857	192,359				
6	PT Axa Financial Indonesia	9	57	10,086	193	252	685	16,061	16,872	13,499	18,087				
7	PT Axa Life Indonesia	86	88	1	2	5	12,105	11,826	15	255	60				
8	PT Axa Mandiri Financial Services	734	1,569	1,508	760	2,194	47,257	76,432	77,733	95,864	129,220				
9	PT Asuransi CIGNA	1,153	582	1,254	1,539	1,219	44,392	24,136	78,987	121,145	160,046				
10	PT CIMB Sun Life (dih PT Commerce International)	-	10	11	26	22	2,140	14,790	10,949	17,132	10,504				
11	PT Commonwealth Life (dih PT Astra CMC Life)	2,727	369	312	286	185	85,142	29,791	26,636	27,964	42,969				
12	PT Asuransi Jiwa Generali Indonesia (dih PT A.J. Aria Mandiri	14	29	128	461	1,124	1,739	8,973	11,805	29,969	68,165				
13	PT Great Eastern Life Indonesia	12	48	39	35	11	836	8,240	7,326	6,843	7,975				
14	PT Tokio Marine Life (dih PT MAA Life Assurance)	211	223	345	95	1,217	4,374	2,749	3,140	3,488	97,641				
15	PT Asuransi Jiwa Manulife Indonesia	702	1,480	1,311	1,383	7,883	67,527	114,350	104,367	123,543	147,241				
16	PT Prudential Life Assurance	2,399	2,578	3,371	4,476	7,823	184,896	198,100	288,537	419,822	778,354				
17	PT Sun Life Financial Indonesia	389	368	339	-	399	36,790	46,754	38,432	-	155,992				
18	PT Asuransi Jiwa Sinar Mas WISIG	-	362	476	351	841	-	40,774	29,272	54,598	52,508				
19	PT UOB Life Sun Assurance	-	-	-	418	-	-	-	-	61,720	-				
20	PT Zurich Topas Life (dih PT Mayapada Life)	3	3	24	23	1,888	151	841	1,997	4,368	7,493				
<b>JUMLAH / SUB TOTAL</b>		<b>10,839</b>	<b>11,506</b>	<b>23,281</b>	<b>13,062</b>	<b>30,269</b>	<b>754,139</b>	<b>837,401</b>	<b>994,615</b>	<b>1,430,687</b>	<b>2,118,628</b>				
<b>JUMLAH KESELURUHAN / GRAND TOTAL</b>		<b>90,161</b>	<b>43,093</b>	<b>112,913</b>	<b>86,292</b>	<b>97,193</b>	<b>1,765,005</b>	<b>1,836,009</b>	<b>5,211,497</b>	<b>3,643,505</b>	<b>3,544,004</b>				

Keterangan / Notes :

\*) Tidak Menyampaikan Laporan / Have Not Submitted Annual Report

\*\*) Pencabutan Izin Usaha / Licenses Have Been Removed

\*\*\*) Pemberian Izin Usaha Baru / New Licenses

Usaha Asuransi Jiwa  
Life Insurance BusinessTABEL : 3.18.3 / TABLE : 3.18.3  
HABIS KONTRAK TAHUN 2010 - 2014  
MATURITY YEARS 2010 - 2014Semua Cabang Selain Kecelakaan Diri dan Kesehatan  
All Plans Except Personal Accident and Health\*) Dalam Jutaan Rupiah  
) In Million Rupiah

NO.	NAMA PERUSAHAAN NAME OF COMPANY	Jumlah Tertanggung Number of Insured					Uang Pertanggungan <sup>*)</sup> Sum Insured <sup>*)</sup>				
		2010 (3)	2011 (4)	2012 (5)	2013 (6)	2014 (7)	2010 (8)	2011 (9)	2012 (10)	2013 (11)	2014 (12)
<b>PERUSAHAAN ASURANSI JIWA NASIONAL</b>											
<b>NATIONAL LIFE INSURANCE COMPANIES</b>											
1	PT Asuransi Jiwa Adisarana Wanaartha	48.936	41.192	47.687	44.899	143.017	939.564	1.332.485	419.919	566.887	1.694.802
2	PT Asuransi Jiwa Syariah Al-Amin	26.527	-	-	-	-	533.197	-	-	-	-
3	PT Asuransi Jiwa Bakrie*	121.095	25.612	-	-	-	5.140.278	209.201	-	-	-
4	PT BNI Life Insurance	207.023	129.229	345.470	88.218	91.442	6.591.037	2.628.737	2.347.152	1.413.949	5.085.057
5	PT Asuransi Jiwa Brinigi Jiwa Sejahtera	913	701	31.440	9.180.289	1.081.295	4.876.476	35.573	457.827	201.774.795	54.551.999
6	PT Asuransi Jiwa Bumi Asih Jaya	439.567	1.594.730	16.234	-	-	656.587	7.489.270	17.504	-	-
7	Asuransi Jiwa Bersama Bumiputera 1912	-	-	-	-	1.914.007	-	-	-	-	16.086.091
8	PT Asuransi Jiwa Central Asia Raya	1.407.154	947.668	1.802.343	1.884.249	516.871	15.329.172	7.991.403	20.436.462	25.424.166	25.122.808
9	PT Equity Life Indonesia	48.190	46.483	95.405	670.734	38.819	403.887	309.392	1.419.095	34.523.627	1.289.450
10	PT Heksa Eka Life Insurance	4.913	36.904	30.357	25.488	333.770	1.041.135	2.979.526	1.150.859	713.640	8.586.764
11	PT Indolife Pensiontama	92.931	383.650	270.448	324.402	35.011	2.323.912	15.606.482	10.136.292	9.252.705	596.559
12	PT Asuransi Jiwa InHealth Indonesia	23.221	23.469	9.874	33.664	38	269.615	294.908	258.766	476.516	886.397
13	PT Asuransi Jiwasraya (Persero)	-	25	10	24	31.895	-	222.814	159.888	881.791	563.596
14	PT Asuransi Kresna Life (d/h PT A.J. Mira Life)	480.244	1.640.055	38.605	326.827	187	2.813.679	21.875.769	1.964.477	11.119.554	1.600.814
15	PT Mayapada Life	1.010	65	394	120	-	14.691	132.407	322.880	4.124.160	-
16	PT Asuransi Jiwa Mega Life	-	-	-	-	96.900	-	-	-	-	374.346
17	PT MNC Life Assurance (d/h PT UOB Life Sun Assurance)	-	764	61	192	3.008.793	-	198.060.186	12.403	20.704.613	4.000.006
18	PT Asuransi Syariah Mubarakah	1.812.285	24.333.816	7.522	9.097	-	202.239	54.306	842.193	1.123.344	-
19	PT Hanwa Life Insurance Indonesia (d/h PT Multicor Life Insui)	37.001	51.171	507.818	91.149	-	651.212	994.426	1.158.334	932.068	-
20	PT Asuransi Jiwa Nusantara	1.896.103	445.032	624.267	-	-	15.884.800	10.030.577	14.807.017	-	-
21	PT Panin Financial Tbk	-	-	-	16.238	20.622	-	-	-	289.268	11.750.221
22	PT Panin Daichi Life (d/h PT Panin Anugrah Life)	57.198	35.286	10.909	-	13.309	4.273.462	2.976.151	496.980	-	406.443
23	PT Pasaraya Life Insurance	13.689	-	-	-	528.793	495.224	-	-	-	7.167.971
24	PT Asuransi Jiwa Recapital	16.225	24.038	251.616	581.197	58	342.736	181.476	4.083.066	6.371.205	1.591
25	PT Asuransi Jiwa Sequis Financial	8	18	22	29	3.092	303	800	1.028	1.243	81.687
26	PT Asuransi Jiwa Sequis Life	1.684	2.274	1.793	2.825	-	110.368	107.245	69.597	79.209	-
27	PT Asuransi Jiwa Sinar Mas	36.082	-	-	-	-	1.690.393	-	-	-	-
28	PT Asuransi Takaful Kelurga	686.242	-	-	-	20.101	16.875.172	-	-	-	782.837
29	PT Asuransi Jiwa Tugu Mandiri	4.105	1.751	11.425	6.743	28	74.160	27.970	333.606	113.109	17.666
30	PT Asuransi Jiwa Mega Indonesia	-	-	-	-	83.171	-	-	-	-	5.941.072
31	PT Asuransi Jiwa Reliance ***	-	-	-	-	-	-	-	-	-	-
32	PT Central Asia Financial ***	-	-	-	-	24	-	-	-	-	2.459
33	PT Asuransi Jiwa Indosurya Sukses ***	-	-	-	-	-	-	-	-	-	28.711
34	PT Sinergi Proteksi Indonesia (d/h PT. Brent Asuransi Jiwa)***	-	-	-	-	-	-	-	-	-	-

NO.	NAMA PERUSAHAAN NAME OF COMPANY	Jumlah Tertanggung Number of Insured					Uang Pertanggungan *) Sum Insured *)						
		2010 (3)	2011 (4)	2012 (5)	2013 (6)	2014 (7)	2010 (8)	2011 (9)	2012 (10)	2013 (11)	2014 (12)		
35	PT. Asuransi Jiwa Taspen**	-	-	-	-	-	-	-	-	-	-	-	-
36	PT Asuransi Jiwa Sinersari Indonesia***	-	-	-	-	-	-	-	-	-	-	-	-
37	PT Asuransi Jiwa BCA**	-	-	-	-	-	-	-	-	-	-	-	-
38	PT Lippo Life Assurance***	-	-	-	-	-	-	-	-	-	-	-	-
39	PT Asuransi Finansial Wiramitra Danadaksana (dth PT Agrap	-	-	-	-	-	-	-	-	-	-	-	-
	<b>JUMLAH / SUB TOTAL</b>	<b>7,463,100</b>	<b>29,703,883</b>	<b>4,103,700</b>	<b>13,266,384</b>	<b>8,017,317</b>	<b>86,310,875</b>	<b>273,545,104</b>	<b>60,895,326</b>	<b>319,895,849</b>	<b>146,656,613</b>		
<b>PERUSAHAAN ASURANSI JIWA PATUNGAN</b>													
<b>JOINT VENTURE LIFE INSURANCE COMPANIES</b>													
1	PT Ace Life Assurance (dth PT A.J. Bumi Artha Reksatama)	5,199	4,250	2,954	2,175	2,320	95,606	74,983	9,534	7,064	1,301		
2	PT AIA Financial (dth PT AIG Life)	43,770	113,584	29,960	118,784	35,422	7,096,369	6,201,474	4,523,190	14,762,262	6,133,101		
3	PT Asuransi Allianz Life Indonesia	776,101	350,808	199,611	353,001	233,261	23,841,029	10,900,669	8,950,084	20,913,491	11,873,195		
4	PT Asuransi Aviva Indonesia (dth PT Winterthur Life Indonesia)	103,439	48,538	68	32,636	19,425	3,913,676	483,282	1,114	1,370,156	719,100		
5	PT Avist Assurance (dth PT Asuransi AIA Indonesia)	80,879	23,960	59,150	102,891	170,640	4,837,605	2,197,916	7,227,696	12,753,598	15,716,713		
6	PT Axa Financial Indonesia	14,663	11,498	7,287	12,130	11,451	745,738	595,243	659,534	521,507	717,030		
7	PT Axa Life Indonesia	178	144	-	-	-	7,923	9,251	-	-	-		
8	PT Axa Mandiri Financial Services	1,287	2,460	460,975	313,435	363,673	57,822	71,168	2,529,898	2,088,947	4,592,330		
9	PT Asuransi CIGNA	414,635	229,059	151,305	32,374	68,241	9,130,472	8,020,918	10,346,140	7,295,943	7,094,689		
10	PT CIMB Sun Life (dth PT Commerce International)	-	-	1	-	-	1,467	13,451	4,837,165	28,653	52,164		
11	PT Commonwealth Life (dth PT Astra CMG Life)	46,326	100,283	44,908	94,160	74,133	1,996,290	4,530,036	6,140,111	8,060,494	3,171,749		
12	PT Asuransi Jiwa Generali Indonesia (dth PT A.J. Arta Mandiri	-	24	25,031	6,454	55,655	-	5,000	9,464,862	787,124	11,818,955		
13	PT Great Eastern Life Indonesia	1,315	1,362	938	2,004	901	180,812	324,887	215,149	164,150	163,057		
14	PT Tokio Marine Life (dth PT MAA Life Assurance)	48,242	184,615	59,629	7,303	3,543	1,314,064	1,615,503	516,079	382,677	427,284		
15	PT Asuransi Jiwa Manulife Indonesia	20,663	15,498	6,158	3,873	18,808	964,547	218,301	244,096	272,079	264,039		
16	PT Prudential Life Assurance	90,509	78,534	51,033	103,919	16,546	2,650,953	1,720,027	1,221,172	1,046,948	68,405		
17	PT Sun Life Financial Indonesia	13,716	13,839	14,471	5,741	2,579	323,838	610,155	673,182	305,779	54,509		
18	PT Asuransi Jiwa Sinar Mas MSIG	-	43,379	80,213	56,209	41,614	-	1,947,552	5,269,052	2,563,271	822,665		
19	PT UOB Life Sun Assurance	-	-	-	-	-	-	-	-	-	-		
20	PT Zurich Topas Life (dth PT Mayapada Life)	-	-	-	2,048	186	-	-	-	155,047	32,955		
	<b>JUMLAH / SUB TOTAL</b>	<b>1,660,942</b>	<b>1,221,935</b>	<b>1,193,683</b>	<b>1,249,137</b>	<b>1,118,398</b>	<b>57,158,213</b>	<b>39,539,815</b>	<b>62,827,070</b>	<b>73,479,189</b>	<b>63,723,251</b>		
	<b>JUMLAH KESELURUHAN / GRAND TOTAL</b>	<b>9,124,041</b>	<b>30,925,817</b>	<b>5,297,383</b>	<b>14,515,521</b>	<b>9,135,715</b>	<b>143,469,088</b>	<b>313,084,919</b>	<b>123,722,396</b>	<b>393,375,039</b>	<b>210,379,864</b>		

Keterangan / Notes :

\*) Tidak Menyampaikan Laporan / Have Not Submitted Annual Report

\*\*) Pencabutan Izin Usaha / Licenses Have Been Removed

\*\*\*) Pemberian Izin Usaha Baru / New Licenses

Usaha Asuransi Jiwa  
Life Insurance Business

TABEL : 3.18.4 / TABLE : 3.18.4

PEMUTUSAN KONTRAK TAHUN 2010 - 2014  
LAPSE FOR YEARS 2010 - 2014Semua Cabang Selain Kecelakaan Diri dan Kesehatan  
All Plans Except Personal Accident and Health\*) Dalam Jutaan Rupiah  
) In Million Rupiah

NO.	NAMA PERUSAHAAN NAME OF COMPANY	Jumlah Tertanggung Number of Insured					Uang Pertanggungan*) Sum Insured *)					
		2010 (3)	2011 (4)	2012 (5)	2013 (6)	2014 (7)	2010 (8)	2011 (9)	2012 (10)	2013 (11)	2014 (12)	
<b>PERUSAHAAN ASURANSI JIWA NASIONAL</b>												
<b>NATIONAL LIFE INSURANCE COMPANIES</b>												
1	PT Asuransi Jiwa Adisarana Wanaartha	7.613	-	4.084	3.557	8.611	142	84.255	42.638	1.412.565	1.524.148	7.423
2	PT Asuransi Jiwa Syariah Al-Amin	-	-	-	-	-	-	-	-	-	-	-
3	PT Asuransi Jiwa Bakrie*	2.001	-	436	-	-	-	97.215	19.338	-	-	-
4	PT BNI Life Insurance	15.707	14.977	17.627	17.627	7.828	1.042	1.708.886	1.664.869	1.739.539	1.509.986	101.907
5	PT Asuransi Jiwa Brinji Jiwa Sejahtera	18.840	6.599	6.599	1.650	573.172	628.233	782.730	301.869	44.836	73.930	45.892.423
6	PT Asuransi Jiwa Bumi Ashi Jaya	38.938	19.581	180.612	-	-	-	199.971	1.524.816	627.370	-	-
7	Asuransi Jiwa Bersama Bumiputera 1912	-	-	-	-	-	1.561	-	-	-	-	27.244
8	PT Asuransi Jiwa Central Asia Raya	469.240	762.941	273.159	2.453	2.453	2.507	7.732.302	11.420.325	4.978.203	51.327	127.077
9	PT Equity Life Indonesia	615.160	37.252	40.531	1.365	24.153	26.564.451	5.250.739	5.373.284	91.445	538.065	-
10	PT Heksa Eka Life Insurance	34.545	3.170	64.678	22.481	134	64.481	796.229	112.680	4.380.455	817.438	11.584
11	PT Indolife Pensiontama	-	-	-	4.558	252	5.461	-	-	352.735	25.384	1.757.170
12	PT Asuransi Jiwa InHealth Indonesia	10.355	12.293	14.139	3.406	-	-	3.033.372	4.347.762	5.992.652	1.187.932	961
13	PT Asuransi Jiwasraya (Persero)	7	-	-	-	100.343	37.530	-	-	-	-	4.054.526
14	PT Asuransi Kresna Life (d/h PT A.J. Mira Life)	66.194	61.455	74.302	269.042	23	791.535	977.062	2.212.857	4.786.066	1.579	7.788
15	PT Mayapada Life	59	215	979	77	-	851	59.136	229.661	46.191	-	-
16	PT Asuransi Jiwa Mega Life	-	-	-	-	470.978	-	-	-	-	-	5.704.790
17	PT MNC Life Assurance (d/h PT UOB Life Sun Assurance)	7.096	636	3.855	1.069	719	283.840	214.970	1.084.417	1.985.472	127.796	-
18	PT Asuransi Syariah Mubarakah	635	663	22.885	78	-	194.845	72.095	4.318.432	3.232	-	-
19	PT Hanwa Life Insurance Indonesia (d/a PT Multicor Life Insui)	68.239	-	-	-	852	89.508	-	-	-	-	57.710
20	PT Asuransi Jiwa Nusantara	-	5.450	-	254.369	-	-	66.510	-	988.945	-	-
21	PT Panin Financial Tbk	13.107	13.041	11.050	-	-	656.198	584.462	590.880	-	-	-
22	PT Panin Daichi Life (d/h PT Panin Anugrah Life)	-	-	-	13.926	4.305	-	-	-	2.720.221	-	321.906
23	PT Pasraya Life Insurance	22.710	13.443	26.666	-	-	2.492.753	1.615.673	3.389.323	-	-	-
24	PT Asuransi Jiwa Recaptial	5.153	148.263	987	5.512	1.009	3.149.441	3.098	3.098	-	-	105.179
25	PT Asuransi Jiwa Sequis Financial	8.690	1.677	8.092	249	-	395.947	76.961	34.319	10.286	-	-
26	PT Asuransi Jiwa Sequis Life	3.460	2.610	2.497	-	11.046	394.904	284.231	175.004	-	-	466.380
27	PT Asuransi Jiwa Sinar Mas	28.115	20.306	22.691	9.479	-	2.894.944	2.213.672	2.374.517	936.272	-	-
28	PT Asuransi Takatui Keluarga	43.188	-	-	-	-	3.021.004	-	-	-	-	-
29	PT Asuransi Jiwa Tugu Mandiri	5.630	-	-	-	3	214.988	-	-	-	-	23
30	PT Asuransi Jiwa Mega Indonesia	502	969	13.100	17	14	11.512	22.217	406.081	3.837	7.398	-
31	PT Asuransi Jiwa Reliance ***	-	-	-	6	-	-	-	-	1.591	-	-
32	PT Central Asia Financial ***	-	-	-	-	20	-	-	-	-	-	688
33	PT Asuransi Jiwa Indosurya Sukses ***	-	-	-	-	-	-	-	-	-	-	-
34	PT Sinerji Proteksi Indonesia (d/h PT. Brent Asuransi Jiwa) ***	-	-	-	-	-	-	-	-	-	-	-

NO.	NAMA PERUSAHAAN NAME OF COMPANY	Jumlah Tertanggung Number of Insured					Uang Pertanggungan *) Sum Insured *)							
		2010 (3)	2011 (4)	2012 (5)	2013 (6)	2014 (7)	2010 (8)	2011 (9)	2012 (10)	2013 (11)	2014 (12)			
35	PT. Asuransi Jiwa Taspen**	-	-	-	-	-	-	-	-	-	-	-	-	-
36	PT Asuransi Jiwa Sinansari Indonesia***	-	-	-	-	-	-	-	-	-	-	-	-	-
37	PT Asuransi Jiwa BCA**	-	-	-	-	-	-	-	-	-	-	-	-	-
38	PT Lippo Life Assurance**	-	-	-	-	-	-	-	-	-	-	-	-	-
39	PT Asuransi Financial Wiramitra Danadiksana (dth PT Agrap	-	-	-	-	429	-	-	-	-	-	-	-	69,411
<b>JUMLAH / SUB TOTAL</b>		<b>1,487,164</b>	<b>1,130,001</b>	<b>787,615</b>	<b>1,167,880</b>	<b>1,253,074</b>	<b>52,485,282</b>	<b>34,021,525</b>	<b>39,120,249</b>	<b>16,745,279</b>	<b>59,387,469</b>			
<b>PERUSAHAAN ASURANSI JIWA PATUNGAN</b>														
<b>JOINT VENTURE LIFE INSURANCE COMPANIES</b>														
1	PT Ace Life Assurance (dth PT A.J. Bhumi Artha Reksatama)	2,773	14,117	52,981	12,421	6,465	160,025	250,955	873,275	301,834	436,721			
2	PT AIA Financial (dth PT AIG Life)	46,384	44,373	44,792	9,438	18,173	5,441,101	5,580,134	6,509,004	1,808,308	2,966,046			
3	PT Asuransi Allianz Life Indonesia	40,863	44,815	38,969	35,588	10	3,166,564	14,409,752	7,711,676	7,626,147	2,000			
4	PT Asuransi Aviva Indonesia (dth PT Winterthur Life Indonesia)	524	258,887	26,322	6	-	40,411	19,594,672	862,217	571	-			
5	PT Avrist Assurance (dth PT Asuransi AIA Indonesia)	98,446	64,463	33,073	1,291	1,644	4,042,627	1,473,487	708,155	61,164	84,759			
6	PT Axa Financial Indonesia	10,083	86,606	16,595	7,019	2,933	1,163,856	1,332,688	2,441,246	479,950	148,767			
7	PT Axa Life Indonesia	3,741	2,624	29	205	921	672,234	494,747	2,189	11,912	40,341			
8	PT Axa Mandiri Financial Services	92,718	613,956	259,331	138,066	201,894	2,411,603	7,363,281	7,491,352	6,397,478	11,646,162			
9	PT Asuransi CIGNA	223,337	123,413	81,684	114,836	9,752	4,920,279	4,321,408	5,621,061	7,018,538	652,142			
10	PT CIMB Sun Life (dth PT Commerce International)	818	13,754	3,728	-	-	302,423	4,543,346	3,051,676	692,764	755,761			
11	PT Commonwealth Life (dth PT Astra CMC Life)	19,150	30,480	42,162	9,964	5,419	2,129,503	3,304,417	6,433,242	1,849,556	1,650,942			
12	PT Asuransi Jiwa Generali Indonesia (dth PT A.J. Arta Mandiri	3,095	29,841	3,483	6,790	6,332	365,022	5,386,901	602,213	1,323,480	1,265,294			
13	PT Great Eastern Life Indonesia	10,613	17,425	5,852	600	396	1,434,493	2,128,964	1,095,709	87,444	287,619			
14	PT Tokio Marine Life (dth PT MAA Life Assurance)	1,522	1,390	15,213	410	19,314	102,558	105,963	600,440	36,802	52,083			
15	PT Asuransi Jiwa Manulife Indonesia	51,826	115,476	95,766	41,973	29,533	4,190,678	3,584,877	5,220,272	1,393,240	1,862,846			
16	PT Prudential Life Assurance	32,385	19,428	19,851	4,134	29,513	3,451,987	2,092,799	2,210,792	458,076	1,894,908			
17	PT Sun Life Financial Indonesia	29,746	32,931	29,367	6,976	6,943	1,916,052	2,335,313	2,263,489	709,829	559,469			
18	PT Asuransi Jiwa Sinar Mas WISIG	-	149,050	73,533	2,208	469	-	5,314,523	8,029,240	12,174	89,160			
19	PT UOB Life Sun Assurance	-	-	-	-	-	-	-	-	-	-			
20	PT Zurich Topas Life (dth PT Mayapada Life)	228	1,483	2,920	4,425	3,108	56,249	93,813	308,520	1,555,928	1,132,220			
<b>JUMLAH / SUB TOTAL</b>		<b>668,252</b>	<b>1,664,513</b>	<b>845,651</b>	<b>396,350</b>	<b>342,819</b>	<b>35,969,666</b>	<b>82,712,020</b>	<b>62,056,769</b>	<b>31,825,196</b>	<b>25,626,860</b>			
<b>JUMLAH KESELURUHAN / GRAND TOTAL</b>		<b>2,155,416</b>	<b>2,794,513</b>	<b>1,633,266</b>	<b>1,564,230</b>	<b>1,595,893</b>	<b>88,454,947</b>	<b>116,733,545</b>	<b>101,177,017</b>	<b>48,570,475</b>	<b>84,914,329</b>			

Keterangan / Notes :

\*) Tidak Menyampaikan Laporan / Have Not Submitted Annual Report

\*\*) Pencabutan Izin Usaha / Licenses Have Been Removed

\*\*\*) Pemberian Izin Usaha Baru / New Licenses

Usaha Asuransi Jiwa  
Life Insurance BusinessTABEL : 3.19 / TABLE : 3.19  
PERTUMBUHAN JUMLAH TERTANGGUNG DAN UANG PERTANGGUNGAN TAHUN 2010 - 2014  
THE GROWTH OF NUMBER OF INSURED AND SUM INSURED YEARS 2010 - 2014Semua Cabang Selain Kecelakaan Diri dan Kesehatan  
All Plans Except Personal Accident and Health

NO.	KETERANGAN DESCRIPTION	Jumlah Tertanggung Number of Insured					Uang Pertanggungan*) Sum Insured *)				
		2010 (3)	2011 (4)	2012 (5)	2013 (6)	2014 (7)	2010 (8)	2011 (9)	2012 (10)	2013 (11)	2014 (12)
<b>I Penambahan (Addition) :</b>											
1.	Pertanggungan Baru (New Business)	13,192,184	35,113,048	12,777,914	11,261,206	13,514,644	253,886,193	836,596,597	674,561,735	989,904,113	817,960,339
2.	Lain-lain (Other)	829,874	28,553,038	322,663	2,682,207	1,429,982	76,779,229	1,168,519,900	10,048,284	39,039,694	
	<b>Jumlah I (Sub Total I)</b>	<b>14,022,058</b>	<b>63,666,085</b>	<b>13,100,577</b>	<b>13,943,413</b>	<b>14,944,626</b>	<b>330,665,422</b>	<b>2,005,116,497</b>	<b>684,610,018</b>	<b>1,028,943,807</b>	<b>817,960,339</b>
<b>II Pengurangan (Deduction) :</b>											
1.	Meninggal (Death)	90,161	43,093	112,913	86,292	97,193	1,765,005	1,836,009	5,211,497	3,643,505	3,544,005
2.	Habis Kontrak (Maturity)	9,124,041	30,925,817	5,297,383	14,515,521	9,135,715	143,469,088	313,084,919	123,722,396	393,375,039	210,379,864
3.	Perutusan Kontrak (Lapse)	2,155,416	2,794,513	1,633,266	2,811,762	3,805,770	88,454,947	116,733,545	101,177,017	118,186,776	224,971,430
4.	Lain-lain (Other)	252,129	184,341	37,260	433,025	430,533	30,260,294	21,004,486	2,699,302	37,461,111	
	<b>Jumlah II (Sub Total II)</b>	<b>11,621,747</b>	<b>33,947,764</b>	<b>7,080,821</b>	<b>17,846,600</b>	<b>13,469,211</b>	<b>263,949,336</b>	<b>452,658,959</b>	<b>232,810,213</b>	<b>552,666,431</b>	<b>438,895,299</b>
<b>III Surplus (I - II)</b>											
		2,400,311	29,718,321	6,019,756	6,019,756	1,475,415	66,716,087	1,552,457,537	451,799,805	476,277,376	379,065,040
<b>IV Keadaan Pada Awal Tahun Beginning of The Year</b>											
		34,295,192	27,239,545	33,239,265	39,259,022	42,963,762	828,363,215	1,124,928,123	1,520,217,584	1,972,017,339	1,897,665,833
<b>V Keadaan Pada Akhir Tahun End of The Year</b>											
		36,695,503	56,957,866	39,259,022	39,259,022	44,435,177	895,079,302	2,677,385,661	1,972,017,339	2,448,294,715	2,276,730,872

\*) Dalam Jutaan Rupiah  
) In Million Rupiah



# ASURANSI UMUM DAN REASURANSI-SYARIAH

---

*SHARIA NON LIFE INSURANCE AND REINSURANCE*

# 2014

**PERASURANSIAN INDONESIA / INDONESIA INSURANCE**

HALAMAN INI SENGAJA DIKOSONGKAN  
*THIS PAGE IS INTENTIONALLY LEFT BLANK*

Usaha Asuransi Umum dan Reasuransi Syariah  
Sharia Non Life Insurance & Reinsurance Business

TABEL: 4.1A/TABLE: 4.1A

REKAPITULASI NERACA DANA PERUSAHAAN, PER 31 DESEMBER 2014  
RECAPITULATION OF BALANCE SHEET OF SHAREHOLDER FUND, AS OF 31 DECEMBER 2014

NO.	NAMA PERUSAHAAN NAME OF COMPANY	INVESTASI INVESTMENT	BUKAN INVESTASI NON INVESTMENT	JUMLAH ASET TOTAL ASSETS	UTANG KOMISI PAYABLE	UTANG UJRAH REASURANSI URRAH REINSURANCE PAYABLE	UTANG LAIN OTHER PAYABLE	JUMLAH LIABILITAS TOTAL LIABILITY	PINJAMAN SUBORDINASI SUBORDINATED LOANS	MODAL SENDIRI EQUITY	Dalam jutaan rupiah In million rupiah		
											(2)	(3)	(4)
<b>PERUSAHAAN ASURANSI KERUGIAN SYARIAH</b>													
<b>FULL FLAG NON LIFE INSURANCE COMPANIES</b>													
1	PT Asuransi Takaful Umum	71,488	30,885	102,373	4,237	1,895	14,891	21,024	-	-	-	-	81,349
2	PT Jaya Proteksi Takaful	51,522	16,257	67,779	4,927	621	6,739	12,286	-	-	-	-	55,492
	<b>JUMLAH/SUB TOTAL</b>	<b>123,010</b>	<b>47,142</b>	<b>170,151</b>	<b>9,164</b>	<b>2,516</b>	<b>21,630</b>	<b>33,310</b>	<b>-</b>	<b>-</b>	<b>-</b>	<b>-</b>	<b>136,841</b>
<b>PERUSAHAAN ASURANSI KERUGIAN YANG MEMILIKI UNIT SYARIAH</b>													
<b>NON LIFE INSURANCE COMPANIES WHICH OWN SHARIAH UNIT</b>													
1	PT Asuransi Adira Dinamika	218,250	35,464	253,714	5,911	-	104,292	110,203	-	-	-	-	143,511
2	PT Asuransi Allianz Utama Indonesia	29,350	2,721	32,071	462	-	-	462	-	-	-	-	31,609
3	PT Asuransi Astra Buana	257,184	22,726	279,909	22,806	-	58,948	81,755	-	-	-	-	198,155
4	PT Asuransi Bangun Askrida	42,528	40,925	83,453	12,440	621	4,454	17,515	-	-	-	-	65,937
5	PT Asuransi Bintang Tbk.	39,708	21,583	61,291	2,583	-	1,374	3,967	-	-	-	-	57,324
6	PT Asuransi Bringin Sejahtera Artamakmur	27,482	5,387	32,869	863	-	5,224	6,077	-	-	-	-	28,792
7	PT Asuransi Umum Bumiputera Muda 1967	26,872	11,855	38,728	571	299	6,189	7,059	-	-	-	-	31,669
8	PT Asuransi Central Asia	27,424	54,256	81,680	8,846	976	9,061	18,883	-	-	-	-	62,797
9	PT Asuransi Jasa Indonesia (Persero)	183,852	3,390	187,242	9,678	-	37,926	47,604	-	-	-	-	139,638
10	PT Asuransi Parolamas	5,052	23,074	28,126	89	-	321	410	-	-	-	-	27,717
11	PT Asuransi Ramayana Tbk.	29,210	25,013	54,223	2,327	-	510	2,838	-	-	-	-	51,385
12	PT Asuransi Sinar Mas	84,155	16,715	100,870	3,000	-	2,897	5,897	-	-	-	-	94,973
13	PT Asuransi Tri Pakarta	41,100	16,574	57,674	3,491	179	12,070	15,740	-	-	-	-	41,934
14	PT Asuransi Umum Mega	62,214	20,601	82,814	4,953	-	5,995	10,948	-	-	-	-	71,866
15	PT Sisco Mandiri (d/h PT Sisco Jasa Pratama)	29,550	8,323	37,873	3,639	-	-	3,639	-	-	-	-	34,233
16	PT Tugu Pratama Indonesia	31,482	43,305	74,787	15,651	12,854	-	28,505	-	-	-	-	46,262
17	PT AIG Insurance Indonesia (d/h PT. Chartis Insurance Indonesia)	27,700	1,858	29,558	1	-	386	386	-	-	-	-	29,172
18	PT Asuransi Jasa Reharja Putera	26,750	2,297	29,047	57	-	106	162	-	-	-	-	28,885
19	PT Asei Reasuransi Indonesia	25,000	9,561	34,561	897	579	5,068	6,543	-	-	-	-	28,018
20	PT Asuransi Bina Dana Arta Tbk	25,000	4,583	29,583	1	237	1,958	2,195	-	-	-	-	27,388
21	PT Meritz Korindo Insurance (d/h PT Asuransi Hanjin Korindo)	27,200	2,080	29,280	413	-	397	810	-	-	-	-	28,470
22	PT Asuransi Wahana Tata	27,247	1,011	28,258	38	2	3,048	3,088	-	-	-	-	25,170
23	PT Asuransi Mitra Maparya	27,000	793	27,793	95	23	2	121	-	-	-	-	27,672
	<b>JUMLAH/SUB TOTAL</b>	<b>1,321,291</b>	<b>374,094</b>	<b>1,695,385</b>	<b>98,810</b>	<b>15,771</b>	<b>260,228</b>	<b>374,809</b>	<b>-</b>	<b>-</b>	<b>-</b>	<b>-</b>	<b>1,320,577</b>
<b>PERUSAHAAN REASURANSI YANG MEMILIKI UNIT SYARIAH</b>													
<b>REINSURANCE COMPANIES WHICH OWN SHARIAH UNIT</b>													
1	PT Maskapai Reasuransi Indonesia	83,386	6,916	90,303	-	-	2,529	2,529	-	-	-	-	87,774
2	PT Reasuransi International Indonesia	182,137	16,059	198,196	-	-	6,353	6,353	-	-	-	-	191,843
3	PT Reasuransi Nasional Indonesia	250,934	11,571	262,505	-	-	7,452	7,452	-	-	-	-	255,054
	<b>JUMLAH/SUB TOTAL</b>	<b>516,457</b>	<b>34,547</b>	<b>551,004</b>	<b>-</b>	<b>-</b>	<b>16,334</b>	<b>16,334</b>	<b>-</b>	<b>-</b>	<b>-</b>	<b>-</b>	<b>534,670</b>
	<b>JUMLAH SELURUHNYA/GRAND TOTAL</b>	<b>1,960,758</b>	<b>455,793</b>	<b>2,416,540</b>	<b>107,974</b>	<b>18,287</b>	<b>298,191</b>	<b>424,452</b>	<b>-</b>	<b>-</b>	<b>-</b>	<b>-</b>	<b>1,992,088</b>

Usaha Asuransi Umum dan Reasuransi Syariah  
 Sharia Non Life Insurance & Reinsurance Business

TABEL: 4.1A/TABLE: 4.1A  
 REKAPITULASI INVESTASI DANA PERUSAHAAN, PER 31 DESEMBER 2014  
 RECAPITULATION OF INVESTMENT OF SHAREHOLDER FUND, AS OF 31 DECEMBER 2014

NO.	NAMA PERUSAHAAN NAME OF COMPANY	Dalam jutaan rupiah In million rupiah																
		(3)	(4)	(5)	(6)	(7)	(8)	(9)	(10)	(11)	(12)	(13)	(14)	(15)	(16)	(17)		
		DEPOSITO TIME DEPOSIT	SAHAM SYARIAH STOCK	SUKUK/ SYARIAH CORPORATE SUKUK	SURAT BERHARGA SYARIAH DITERBITKAN NEGARA INDONESIA PROVISORY NOTES ISSUED BY BANK OF INDONESIA	SURAT BERHARGA SYARIAH DITERBITKAN NEGARA INDONESIA GOVERNMENT SUKUK	SURAT BERHARGA SYARIAH DITERBITKAN LEMBAGA MULTINASIONAL MULTINATIONAL INSTITUTIONS	REKSDANA SYARIAH MUTUAL FUND	BERAGUN ASSET SYARIAH SHARE BACKED SECURITIES	PEMBAYARAN MELALUI KERJASAMA DG. SYARIAH FINANCING	EMAS MURNI GOLD	PENYERTAN LANGSUNG PLACEMENT	BANGUNAN DG HAK STRATA TANAH DG. BANGUNAN PROPERTY	INVESTASI DI LAHAN INVESTMENTS	JUMLAH TOTAL			
<b>PERUSAHAAN ASURANSI KERUGIAN SYARIAH FULL FLAG NON-LIFE INSURANCE COMPANIES</b>																		
<b>JUMLAH/SUB TOTAL</b>		91.337	91.164	2.056	2.056	13.374	4.170	816	869	1.270	1.270	1.270	1.270	1.270	1.270			
<b>PERUSAHAAN ASURANSI KERUGIAN YANG MEMILIKI UNIT SYARIAH NON-LIFE INSURANCE COMPANIES WHICH OWN SYARIAH UNIT</b>																		
1	PT Asuransi Adia Dinastika	218.250	-	-	-	-	-	-	-	-	-	-	-	-	218.250			
2	PT Asuransi Allianz Utama Indonesia	19.154	-	-	9.697	-	-	-	-	-	-	-	-	-	28.851			
3	PT Asuransi Asta Buana	150.950	-	-	6.612	-	-	-	-	-	-	-	-	-	157.562			
4	PT Asuransi Bangun Askrida	42.360	-	31.622	6.612	-	168	-	-	-	-	-	-	-	80.762			
5	PT Asuransi Binaeva Tbk	18.910	-	-	2.212	-	-	-	-	-	-	-	-	-	21.122			
6	PT Asuransi Bimling Sejahtera Adimakmur	27.482	-	-	-	-	-	-	-	-	-	-	-	-	27.482			
7	PT Asuransi Umum Bumiputera Muda 1987	16.928	5.750	1.027	-	-	1.095	-	-	2.403	-	-	-	-	21.424			
8	PT Asuransi Central Asia	27.424	-	-	-	-	-	-	-	-	-	-	-	-	27.424			
9	PT Asuransi Jasa Indonesia (Persero)	126.040	-	19.751	17.151	-	20.910	-	-	-	-	-	-	-	183.852			
10	PT Asuransi Parolamas	5.032	-	-	-	-	-	-	-	-	-	-	-	-	5.032			
11	PT Asuransi Ramayana Tbk	26.210	-	3.000	-	-	-	-	-	-	-	-	-	-	29.210			
12	PT Asuransi Sinar Mas	73.160	-	10.000	995	-	-	-	-	-	-	-	-	-	84.155			
13	PT Asuransi Tri Pakarta	37.100	-	4.000	-	-	-	-	-	-	-	-	-	-	41.100			
14	PT Asuransi Umum Magta	51.750	-	7.881	2.573	-	-	-	-	-	-	-	-	-	62.104			
15	PT Sisco Pratama (dih PT Sisco Jasa Pratama)	23.105	-	-	-	-	6.445	-	-	-	-	-	-	-	29.550			
16	PT Lippo Pratama Indonesia	31.482	-	-	-	-	-	-	-	-	-	-	-	-	31.482			
17	PT AG Insurance Indonesia (dih PT Chartis Insurance Indonesia)	27.700	-	-	-	-	-	-	-	-	-	-	-	-	27.700			
18	PT Asuransi Jasa Rahajaya Putera	26.750	-	-	-	-	-	-	-	-	-	-	-	-	26.750			
19	Aset Reasuransi Indonesia	25.000	-	-	-	-	-	-	-	-	-	-	-	-	25.000			
20	PT Asuransi Bina Dana Aia Tbk	25.000	-	-	-	-	-	-	-	-	-	-	-	-	25.000			
21	PT Meritz Komodo Insurance (dih PT Asuransi Hanjin Komodo)	27.200	-	-	-	-	-	-	-	-	-	-	-	-	27.200			
22	PT Asuransi Wahana Tata	27.247	-	-	-	-	-	-	-	-	-	-	-	-	27.247			
23	PT Asuransi Mitra Magarya	27.000	-	-	-	-	-	-	-	-	-	-	-	-	27.000			
<b>JUMLAH/SUB TOTAL</b>		1.081.234	5.750	83.291	101.439	28.588	28.588	2.403	18.586	1.270	1.270	1.270	1.270	1.270	1.321.291			
<b>PERUSAHAAN REASURANSI YANG MEMILIKI UNIT SYARIAH REINSURANCE COMPANIES WHICH OWN SYARIAH UNIT</b>																		
1	PT Maskapai Reasuransi Indonesia	70.882	-	5.005	-	-	7.500	-	-	-	-	-	-	-	83.386			
2	PT Reasuransi Internasional Indonesia	143.932	-	12.939	12.222	-	13.045	-	-	-	-	-	-	-	182.137			
3	PT Reasuransi Nasional Indonesia	237.825	-	6.831	-	-	4.851	-	-	-	-	-	-	-	250.934			
<b>JUMLAH/SUB TOTAL</b>		452.639	-	24.774	13.680	-	25.395	-	-	-	-	-	-	-	516.457			
<b>JUMLAH SELURUHNYA/GRAND TOTAL</b>		1.655.209	5.750	117.229	117.144	-	71.627	-	-	3.219	135	135	135	1.270	1.980.758			

Usaha Asuransi Umum dan Reasuransi Syariah  
 Sharia Non Life Insurance & Reinsurance Business

TABEL 4.17/TABEL 4.1A  
 REKAPITULASI ASET BUKAN DANA PERUSAHAAN, PER 31 DESEMBER 2014  
 RECAPITULATION OF NON INVESTMENT OF SHAREHOLDER FUND, AS OF 31 DECEMBER 2014

NO.	NAMA PERUSAHAAN NAME OF COMPANY	KAS DAN BANK CASH AND BANK	TAGIHAN INVESTASI RECEIVABLE	TAGIHAN INVESTASI YIELD RECEIVABLE	TAGIHAN UPAH KEPADA PESERTA UJRAH RECEIVABLES TO POLICYHOLDERS	TAGIHAN ALOKASI SURPLUS UNDERWRITING SHAREHOLDERS RECEIVABLES	TAGIHAN BAGI HASIL PENGELOLAAN INVESTASI DANA TABARRU' TABARRU FUND INVESTMENT MANAGEMENT FEE RECEIVABLES	TAGIHAN QARDH QARDH RECEIVABLE	BANGUNAN DG. HAK STRATA/ TANAH DG. BANGUNAN PROPERTY	KOMPUTER HARDWARE	AKTIVA TETAP LAIN OTHER FIXED ASSETS	AKTIVA LAIN OTHER ASSETS	JUMLAH BUKAN INVESTASI TOTAL NON INVESTMENT	
														(1)
<b>PERUSAHAAN ASURANSI KERUGIAN SYARIAH</b> <b>FULL FLAG NON LIFE INSURANCE COMPANIES</b>														
1	PT Asuransi Takaful Umum	1,494	-	62	16,015	-	-	1,224	-	27	1,412	1,680	8,970	30,685
2	PT Jaya Proteksi Takaful	2,617	-	-	9,191	-	-	-	-	-	280	383	3,786	16,257
	<b>JUMLAH/SUB TOTAL</b>	<b>4,111</b>	<b>-</b>	<b>62</b>	<b>25,207</b>	<b>-</b>	<b>-</b>	<b>1,224</b>	<b>-</b>	<b>27</b>	<b>1,692</b>	<b>2,064</b>	<b>12,755</b>	<b>47,142</b>
<b>PERUSAHAAN ASURANSI KERUGIAN YANG MEMILIKI UNIT SYARIAH</b> <b>NON LIFE INSURANCE COMPANIES WHICH OWN SHARIAH UNIT</b>														
1	PT Asuransi Adira Dinamika	3,256	-	791	28,179	1,768	-	-	-	-	173	701	595	35,464
2	PT Asuransi Allianz Ulama Indonesia	72	-	207	754	-	-	-	-	-	-	-	1,688	2,721
3	PT Asuransi Astra Buana	899	-	1,629	-	-	-	-	-	-	-	-	20,197	22,726
4	PT Asuransi Bangun Askrida	2,081	-	154	18,040	7,733	-	1,594	-	1,013	313	9,996	40,925	54,612
5	PT Asuransi Bintang Tbk.	2,269	-	-	476	-	-	-	5,722	80	83	-	21,983	28,423
6	PT Asuransi Elingin Sejahtera Aramakmur	85	-	27	1,722	-	-	-	-	-	-	-	3,553	3,638
7	PT Asuransi Umum Bumpuera Muda 1987	1,275	-	263	1,531	3,402	-	360	-	115	103	-	4,806	11,855
8	PT Asuransi Central Asia	12,315	-	31	29,448	10,415	-	-	414	588	410	-	636	54,266
9	PT Asuransi Pandalama	1,463	-	-	-	-	-	-	-	-	-	-	1,927	3,390
10	PT Asuransi Pandalama Tbk.	2,878	-	3	4,105	-	-	-	18,686	12	63	-	135	23,074
11	PT Asuransi Sinar Mas	962	-	-	15,518	-	-	-	7,397	4	28	-	14,706	25,013
12	PT Asuransi Sinar Mas	962	-	-	15,518	-	-	-	-	4	223	-	8	16,715
13	PT Asuransi Tri Pakarta	12,265	-	-	4,140	-	-	-	-	43	42	-	84	16,574
14	PT Asuransi Umum Mega	301	-	347	8,367	4,082	-	2,707	-	-	-	-	20,601	29,701
15	PT Sisco Mandiri (G/ PT Sisco Jasa Pratama)	3,061	-	-	4,200	1,062	-	-	-	-	-	-	8,323	11,384
16	PT Tugu Pratama Indonesia	343	-	952	37,673	-	-	-	-	-	-	-	4,336	43,305
17	PT AIG Insurance Indonesia (G/ PT Chantix Insurance Indonesia)	1,788	-	62	8	-	-	-	-	-	-	-	1,858	3,708
18	PT Asuransi Jasa Raharja Putera	1,982	-	-	103	-	-	-	-	-	-	-	211	2,197
19	PT Asuransi Indonesia	5,649	-	82	3,830	-	-	-	-	-	-	-	9,661	15,510
20	PT Asuransi Bina Dana Arta Tbk.	1,651	-	98	648	-	-	-	-	33	136	-	2,017	4,583
21	PT Wenzel Korindo Insurance (G/ PT Asuransi Hanjin Korindo)	431	-	46	1,223	39	-	11	-	11	-	-	315	2,080
22	PT Asuransi Wahana Tata	124	-	-	84	-	-	-	-	-	-	-	778	902
23	PT Asuransi Mitra Maparaya	522	-	-	238	-	-	-	-	-	-	-	33	793
	<b>JUMLAH/SUB TOTAL</b>	<b>55,734</b>	<b>-</b>	<b>4,694</b>	<b>160,310</b>	<b>28,501</b>	<b>-</b>	<b>4,672</b>	<b>-</b>	<b>32,229</b>	<b>2,075</b>	<b>2,881</b>	<b>82,999</b>	<b>374,094</b>
<b>PERUSAHAAN REASURANSI YANG MEMILIKI UNIT SYARIAH</b> <b>REINSURANCE COMPANIES WHICH OWN SHARIAH UNIT</b>														
1	PT Maskapai Reasuransi Indonesia	406	-	175	5,621	-	-	-	-	-	-	-	676	6,916
2	PT Reasuransi Internasional Indonesia	1,316	-	610	9,925	3,566	-	643	-	-	-	-	16,059	23,414
3	PT Reasuransi Nasional Indonesia	293	-	8,896	1,171	-	-	-	-	-	-	-	10,239	11,571
	<b>JUMLAH/SUB TOTAL</b>	<b>2,015</b>	<b>-</b>	<b>784</b>	<b>24,442</b>	<b>4,736</b>	<b>-</b>	<b>643</b>	<b>-</b>	<b>-</b>	<b>-</b>	<b>-</b>	<b>1,704</b>	<b>34,547</b>
	<b>JUMLAH SELURUHNYA GRAND TOTAL</b>	<b>61,960</b>	<b>-</b>	<b>5,539</b>	<b>209,958</b>	<b>33,237</b>	<b>-</b>	<b>6,559</b>	<b>-</b>	<b>32,256</b>	<b>5,130</b>	<b>3,884</b>	<b>97,459</b>	<b>455,783</b>

**Usaha Asuransi Umum dan Reasuransi Syariah  
Share Non Life Insurance & Reinsurance Business**

**TABEL 4.2A/TABLE 4.2A  
REKAPITULASI RUGI LABA/DANA PERUSAHAAN, PER 31 DESEMBER 2014  
RECAPITULATION OF PROFIT/LOSS OF SHAREHOLDER FUND, AS OF 31 DECEMBER 2014**

NO.	NAMA PERUSAHAAN NAME OF COMPANY	URRAH DARI PENGELOLAAN RISIKO URROH FROM RISK MANAGEMENT	URRAH ATAS PELABARAN INVESTASI TABARRU URROH FROM TABARRU MANAGEMENT FEE	URRAH DITERIMA URRAH RECEIVED	KOMISI DITERIMA URRAH RECEIVED	PENERIMAAN KOMISI RECEIVED	BAGIHASILAN INVESTASI TABARRU SHARE OF TABARRU YIELD OF TABARRU FUND	ALOKASI SURPLUS UNDERWRITING MANAGEMENT UNDERWRITING SURPLUS	HASIL INVESTASI PERUSAHAAN INVESTMENT SHAREHOLDER FUND	JUMLAH PENDAPATAN TOTAL REVENUE	KOMISI DIBAYAR PAID	URRAH REASURANSI URRAH REINSURANCE	BEBAN URRAH MARKETING EXPENSES	BEBAN UMUM DAN ADMINISTRASI GENERAL AND ADMINISTRATION EXPENSES	BEBAN LAIN OTHER EXPENSES	JUMLAH USHAH TOTAL EXPENSES	PENDAPATAN LAIN-LAIN OTHER INCOME	ZAKAT ZAKAT	PAJAK TAX	LABARUGI SETELAH PAJAK PROFIT/LOSS AFTER TAX	Dalam jutaan rupiah In million rupiah				
																					(1)	(2)	(3)	(4)	(5)
<b>PERUSAHAAN ASURANSI KERUGIAN SYARIAH FULL-LAIF NON LIFE INSURANCE COMPANIES</b>																									
1	PT Asuransi Takaku Umum	54.471,02	-	54.471	-	2.737	1.204	-	2.737	58.412	20.982	2.595	5.208	48.185	5.548	82.489	-	-	-	(1.271)	(22.795)				
2	PT Jave Proteksi Total	25.401	477	25.878	-	5.204	1.204	-	5.204	31.082	12.460	910	828	15.659	(1.169)	29.689	-	-	-	450	943				
	<b>JUMLAH/SUB TOTAL</b>	<b>79.872</b>	<b>477</b>	<b>80.349</b>	-	<b>7.941</b>	<b>2.408</b>	-	<b>7.941</b>	<b>89.494</b>	<b>33.442</b>	<b>3.498</b>	<b>6.036</b>	<b>63.824</b>	<b>5.379</b>	<b>112.157</b>	-	-	-	<b>(821)</b>	<b>(21.843)</b>				
<b>PERUSAHAAN ASURANSI KERUGIAN YANG MEMILIKI UNIT SYARIAH NON LIFE INSURANCE COMPANIES WHICH OWN SYARIAH UNIT</b>																									
1	PT Asuransi Adia Dinama	71.137	-	71.137	-	16.212	-	-	16.212	87.349	30.596	308	4.392	16.044	46	51.383	174	903	-	4.798	30.440				
2	PT Asuransi Allianz Umat Indonesia	2.511	-	2.511	-	2.303	-	-	2.303	4.814	1.366	46	-	276	(21)	1.668	-	-	-	-	3.146				
3	PT Asuransi Astra Buana	96.122	-	96.122	-	9.340	9.340	20.239	18.758	144.460	47.081	1.261	-	21.910	-	70.252	5.776	-	-	18.645	61.336				
4	PT Asuransi Bangun Askhida	38.271	-	38.271	-	3.004	-	6.733	17.06	50.672	23.412	917	1,28	16.152	(677)	41.231	-	-	-	236	1.095				
5	PT Asuransi Binare Tbk	21.576	-	21.576	-	11	-	-	11	27.872	10.511	11	696	3.532	(469)	14.469	-	-	-	-	13.403				
6	PT Asuransi Bina Sigantena Atankemur	5.328	-	5.328	-	1.435	-	-	1.435	6.782	1.842	4.381	-	1.985	(2.899)	4.902	-	-	-	88	1.792				
7	PT Asuransi Chandra Bina Prima	15.378	-	15.378	-	1.699	-	3.153	1.699	18.077	8.262	2.243	-	3.954	(457)	16.388	-	-	-	-	3.392				
8	PT Asuransi Jasa Indonesia (Pemerlo)	60.895	-	60.895	-	1.807	-	3.203	1.807	75.922	24.725	(174)	869	3.382	858	34.240	(1.172)	998	-	70	38.895				
9	PT Asuransi Ramayana Tbk	3.654	-	3.654	-	(29)	-	-	(29)	5.741	(11)	319	1,29	1.300	(104)	1.015	-	-	-	66	(1.022)				
10	PT Asuransi Star Asia	40.439	-	40.439	-	6.087	-	1.730	6.087	49.268	12.451	480	-	27.797	(1.187)	14.891	662	-	-	2.693	55.926				
11	PT Asuransi Syariah Aman	5.745	-	5.745	-	1.014	-	-	1.014	6.759	2.488	2.488	-	3.110	-	3.765	(67.600)	880	-	-	33.536				
12	PT Asuransi Umat	194.250	-	194.250	-	13.429	-	8.866	13.429	212.679	78.148	4.418	-	33.710	-	137.858	67.100	-	-	21.730	221.128				
13	PT Asuransi Umum Mega	4.709	-	4.709	-	657	-	1.062	657	9.526	1.685	520	80	1.855	(144)	4.006	-	-	-	5,20	5.206				
14	PT Sico Mandiri (Gh PT Sico Jasa Prabawa)	10.097	-	10.097	-	1.991	-	816	1.991	13.964	2.422	2.720	179	1.851	750	6.221	-	-	-	11	8,901				
15	PT Ligi Prabawa Indonesia	858	-	858	-	1.470	-	-	1.470	2.433	452	77	(41)	1.438	2	2.950	-	-	-	11	950				
16	PT Ligi Prabawa Indonesia (Gh PT Chenis Insurance Indonesia)	858	-	858	-	1.470	-	-	1.470	2.433	452	77	(41)	1.438	2	2.950	-	-	-	11	950				
17	PT Ligi Prabawa Indonesia (Gh PT Chenis Insurance Indonesia)	858	-	858	-	1.470	-	-	1.470	2.433	452	77	(41)	1.438	2	2.950	-	-	-	11	950				
18	PT Ase Reasuransi Indonesia	3.039	-	3.039	-	3.039	-	-	3.039	4.917	2.527	127	-	123	20	2.778	-	-	-	91	2.969				
19	PT Ase Reasuransi Indonesia	3.039	-	3.039	-	3.039	-	-	3.039	4.917	2.527	127	-	123	20	2.778	-	-	-	91	2.969				
20	PT Asuransi Bina Bina Adia Tbk	2.832	-	2.832	-	1.989	-	-	1.989	4.821	2.163	438	41	916	3	3.851	(62)	-	-	-	1.207				
21	PT Wery Komdo Insurance (Gh PT Asuransi Hayin Korindo)	2.817	-	2.817	-	1.322	-	48	1.322	4.853	1.516	177	86	485	3	2.297	34	-	-	-	2.590				
22	PT Asuransi Mita Bina	39	-	39	-	39	-	-	39	46	4	24	-	308	(8)	316	-	-	-	-	384				
23	PT Asuransi Mita Bina	39	-	39	-	39	-	-	39	46	4	24	-	308	(8)	316	-	-	-	-	384				
	<b>JUMLAH/SUB TOTAL</b>	<b>438.829</b>	<b>273</b>	<b>440.104</b>	<b>7.388</b>	<b>18.319</b>	<b>45.178</b>	<b>15.145</b>	<b>18.319</b>	<b>607.489</b>	<b>199.488</b>	<b>15.145</b>	<b>14.738</b>	<b>100.145</b>	<b>(4.880)</b>	<b>524.907</b>	<b>4.883</b>	<b>3.203</b>	<b>25.174</b>	<b>298.988</b>					
<b>PERUSAHAAN REASURANSI MEREKI UNIT SYARIAH REINSURANCE COMPANIES WHICH OWN SYARIAH UNIT</b>																									
1	PT Masapra Reasuransi Indonesia	8.324	-	8.324	-	6.091	-	-	6.091	15.408	-	-	57	2.427	(39)	2.448	-	-	-	334	12.653				
2	PT Reasuransi Internasional Indonesia	33.772	-	33.772	-	11.373	-	-	11.373	53.541	-	-	954	11.693	(42)	12.068	-	-	-	1.022	39.970				
3	PT Reasuransi Nasional Indonesia	64.741	-	64.741	-	4.250	-	-	4.250	76.274	-	-	1.434	20.936	(36)	22.144	-	-	-	693	64.951				
	<b>JUMLAH/SUB TOTAL</b>	<b>106.837</b>	-	<b>106.837</b>	-	<b>21.714</b>	-	-	<b>21.714</b>	<b>144,923</b>	-	-	<b>1.514</b>	<b>23,396</b>	<b>(115)</b>	<b>24,677</b>	-	-	-	<b>1.749</b>	<b>149,273</b>				
	<b>JUMLAH SELURUH/GRAND TOTAL</b>	<b>564.442</b>	<b>762</b>	<b>565.194</b>	<b>7.388</b>	<b>23,763</b>	<b>49,814</b>	<b>15,145</b>	<b>23,763</b>	<b>752,412</b>	<b>222,881</b>	<b>18,640</b>	<b>21,888</b>	<b>184,395</b>	<b>764</b>	<b>489,179</b>	<b>1,910</b>	<b>5,124</b>	<b>28,103</b>	<b>301,870</b>					

Usaha Asuransi Umum dan Reasuransi Syariah  
 Sharia Non Life Insurance & Reinsurance Business

TABEL: 4.3A/TABEL: 4.3A  
 HASIL INVESTASI DAN PERUSAHAAN PER 31 DESEMBER 2014  
 INVESTMENT INCOME OF SHAREHOLDER FUND, AS OF 31 DECEMBER 2014

NO.	NAMA PERUSAHAAN NAME OF COMPANY	Dalam jutaan rupiah In million rupiah																		
		(1)	(2)	(3)	(4)	(5)	(6)	(7)	(8)	(9)	(10)	(11)	(12)	(13)	(14)	(15)	(16)	(17)	(18)	
		SAHAM DEPOSITO TIME DEPOSIT	SAHAM SYARIAH STOCKS	SUKUK SYARIAH CORPORAT E SUKUK	SURAT BERHARGA SYARIAH NEGARA GOVERNMENT T SUKUK	SURAT BERHARGA SYARIAH DITERBITKAN BI SHARIA PROMISSORY NOTES ISSUED BY BANK	SURAT BERHARGA SYARIAH DITERBITKAN NEGARA SELAIN RI FOREIGN GOVERNMENT SUKUK	SURAT BERHARGA SYARIAH DITERBITKAN LEMBAGA MULTINASIONAL SUKUK MULTINATIONAL INSTITUTIONS	REKSA DANA SYARIAH MUTUAL FUND	EFEK BERAGUN SYARIAH SHARIA ASSET BACKED SECURITIES	PEMBAYAAN MELALUI KERJASAMA DG. PIHAK LAN SYARIAH SHARIA REFINANCING	EMAS MURNI GOLD	PENYERTAAN LANGSUNG DIRECT PLACEMENT	BANGUNAN DG. HAK STRATA/ TANAH DG. BANGUNAN PROPERTY	INVESTASI LAIN OTHER INVESTMENT	INVESTASI INVESTMENT EXPENSES	BEBAN INVESTASI INVESTMENT EXPENSES	JUMLAH TOTAL		
<b>PERUSAHAAN ASURANSI KERUGIAN YANG MEMILIKI UNIT SYARIAH</b>																				
<b>NON LIFE INSURANCE COMPANIES WHICH OWN SHARIAH UNIT</b>																				
1	PT Asuransi Adia Dinamika	16.212	-	-	-	-	-	-	-	-	-	-	-	-	-	-	-	16.212		
2	PT Asuransi Allianz Utama Indonesia	10.618	-	-	685	-	-	-	-	-	-	-	-	-	-	-	-	11.303		
3	PT Asuransi Allianz Utama Indonesia	10.259	-	-	4.788	-	-	-	-	-	-	-	-	-	-	-	-	15.047		
4	PT Asuransi Bangun Asuransi	1.969	-	-	-	-	-	-	-	-	-	-	-	-	-	-	-	1.969		
5	PT Asuransi Binamarta Tbk.	1.287	-	-	386	-	-	-	-	-	-	-	-	-	-	-	-	1.673		
6	PT Asuransi Binamarta Syariah	1.655	-	-	-	-	-	-	-	-	-	-	-	-	-	-	-	1.655		
7	PT Asuransi Binamarta Syariah	1.052	356	-	-	-	-	-	-	-	-	-	-	-	-	-	-	1.408		
8	PT Asuransi Central Asia	1.061	-	-	-	-	-	-	263	-	-	-	-	-	-	-	-	1.324		
9	PT Asuransi Central Asia	9.192	-	-	1.170	-	-	-	2.106	-	-	-	-	-	-	-	-	12.468		
10	PT Asuransi Jasa Indonesia (Persero)	2.067	-	-	-	-	-	-	-	-	-	-	-	-	-	-	-	2.067		
11	PT Asuransi Ramayana Tbk.	5.009	-	-	555	100	-	-	-	-	-	-	-	-	-	-	-	5.664		
12	PT Asuransi Sinar Mas	2.032	-	-	265	-	-	-	489	-	-	-	-	-	-	-	-	2.785		
13	PT Asuransi Tri Pakarta	3.852	-	-	380	251	-	-	-	-	-	-	-	-	-	-	-	4.483		
14	PT Asuransi Umum Mega	1.291	-	-	-	-	-	-	1.807	-	-	-	-	-	-	-	-	3.098		
15	PT Sisco Mandiri (dth PT Sisco Jasa Pratama)	1.450	-	-	-	-	-	-	-	-	-	-	-	-	-	-	-	1.450		
16	PT Lugu Pratama Indonesia	2.737	-	-	-	-	-	-	-	-	-	-	-	-	-	-	-	2.737		
17	PT AIG Insurance Indonesia (dth PT Chartis Insurance Indonesia)	1.810	-	-	-	-	-	-	-	-	-	-	-	-	-	-	-	1.810		
18	PT Asuransi Jasa Raharga Pulaera	1.989	-	-	-	-	-	-	-	-	-	-	-	-	-	-	-	1.989		
19	PT Asuransi Jasa Raharga Pulaera	1.922	-	-	-	-	-	-	-	-	-	-	-	-	-	-	-	1.922		
20	PT Asuransi Jasa Raharga Pulaera Tbk.	2.990	-	-	-	-	-	-	-	-	-	-	-	-	-	-	-	2.990		
21	PT Metiz Korindo Insurance (dth PT Asuransi Hajjin Korindo)	2.071	-	-	-	-	-	-	-	-	-	-	-	-	-	-	-	2.071		
22	PT Asuransi Wahana Tata	2.071	-	-	-	-	-	-	-	-	-	-	-	-	-	-	-	2.071		
23	PT Asuransi Mitra Mapaya	74.886	356	6.610	5.824	-	-	4.884	-	-	-	-	-	4.340	-	-	-	96.510		
<b>JUMLAH/SUB TOTAL</b>																				
<b>PERUSAHAAN REASURANSI YANG MEMILIKI UNIT SYARIAH</b>																				
<b>REINSURANCE COMPANIES WHICH OWN SHARIAH UNIT</b>																				
1	PT Taskepati Reasuransi Indonesia	5.560	-	-	21	-	-	-	650	-	-	-	-	-	-	-	-	6.241		
2	PT Taskepati Reasuransi Indonesia	9.245	-	-	1.012	909	-	890	-	-	-	-	-	-	-	-	-	11.056		
3	PT Reasuransi Nasional Indonesia	5.271	-	-	(825)	-	-	168	-	-	-	-	-	-	-	-	-	4.613		
<b>JUMLAH/SUB TOTAL</b>																				
<b>JUMLAH SELURUHNYA/GRAND TOTAL</b>																				
																	(16)	4.947	2.000	127.018

Usaha Asuransi Umum dan Reasuransi Syariah  
 Sharia Non Life Insurance & Reinsurance Business

TABEL: 4.4A/TABLE: 4.4A

## NERACA DANA PERUSAHAAN, PER 31 DESEMBER 2014

BALANCE SHEET OF SHAREHOLDER FUND, AS OF 31 DECEMBER 2014

		Dalam jutaan rupiah In million rupiah
No.	URAIAN / DESCRIPTIONS	JUMLAH / TOTAL
(1)	(2)	(3)
<b>Aset/assets</b>		
<b>Investasi/Investments</b>		
1	Deposito/Time Deposit	1,625,209
2	Saham Syariah/ Sharia Stock	5,750
3	Sukuk Atau Obligasi Syariah/ Corporate Sukuk	117,229
4	Surat Berharga Syariah Negara / Government Sukuk	117,144
5	Surat Berharga Syariah Yang Diterbitkan Oleh Bank Indonesia/ Sharia Promissory Notes Issued By Bank Of Indonesia	-
6	Surat Berharga Syariah Yang Diterbitkan Oleh Selain Negara Republik Indonesia/Foreign Government Sukuk	-
7	Surat Berharga Syariah Yang Diterbitkan Oleh Lembaga Multinasional/Sukuk of Multinational Institutions	-
8	Reksa Dana Syariah/Sharia Mutual Funds	71,527
9	Efek Beragun Aset Syariah/ Sharia Asset Backed Securities	-
10	Pembiayaan Melalui Kerjasama Dengan Pihak Lain Syariah/ Sharia Refinancing	-
11	Emas Murni/ Gold	3,219
12	Penyertaan Langsung/ Direct Placement	135
13	Bangunan Dengan Hak Strata Atau Tanah Dengan Bangunan Untuk Investasi/Property	19,275
14	Investasi Lain/Other Investment	1,270
15	<b>Jumlah Investasi/Total Investments</b>	<b>1,960,758</b>
<b>Bukan Investasi/Non Investments</b>		
16	Kas Dan Bank/Cash And Bank	61,860
17	Tagihan Investasi/Investment Receivables	-
18	Tagihan Hasil Investasi/Investment Yields Recievables	5,539
19	Tagihan Ujrah Kepada Peserta/Ujrah Receivables To Policyholders	209,958
20	Tagihan Alokasi Surplus Dana Tabarru'/Share Of Surplus Tabbaru' Fund Receivables	33,237
21	Tagihan Bagi Hasil Pengelolaan Investasi Dana Tabarru'/ The Management Fees Of Investment Yiled Funds Tabarru ' Receiv	6,539
22	Tagihan Qardh/ Qardh Receivables	-
23	Bangunan Dengan Hak Strata Atau Tanah Dengan Bangunan Untuk Dipakai Sendiri/Property	32,256
24	Perangkat Keras Komputer/Computers Hardware	3,804
25	Aset Tetap Lain/Other Fixed Assets	5,130
26	Aset Lain/Other Assets	97,459
27	<b>Jumlah Bukan Investasi/Total Non Investments</b>	<b>455,783</b>
28	<b>Jumlah Aset/ Total Aset</b>	<b>2,416,540</b>
<b>Kewajiban/Liabilities</b>		
29	Utang Komisi/Commision Payable	107,974
30	Utang Ujrah Reasuransi/Ujrah Reinsurance Payable	18,287
31	Utang Pajak/Tax Payable	11,541
32	Biaya Yang Masih Harus Dibayar/Accrued Expenses	13,147
33	Utang Zakat/Zakat Payable	7,311
34	Utang Lain/Other Payable	266,192
35	<b>Jumlah Kewajiban/Total Liabilities</b>	<b>424,452</b>
36	<b>Pinjaman Subordinasi/Subordinations Loan</b>	-
<b>Modal Sendiri/Equity</b>		
37	Modal Disetor /Paid Up Capital	1,121,896
38	Agio Saham/Shares Premium	-
39	Cadangan/Reserves	215,833
40	Kenaikan (Penurunan) Surat Berharga/Increase(Decrease)Marketable Securities	(8,383)
41	Selisih Penilaian Aktiva Tetap/Difference Of Revaluation Of Fixed Assets	1,725
42	Saldo Laba/Profit	661,017
43	<b>Jumlah Modal Sendiri/Total of Equities</b>	<b>1,992,088</b>
44	<b>Jumlah Kewajiban, Pinjaman Subordinasi Dan Modal Sendiri/Total Of Liabilities, Subordinations Loan And Equities</b>	<b>2,416,541</b>



**Usaha Asuransi Umum dan Reasuransi Syariah  
Sharia Non Life Insurance & Reinsurance Business**

**TABEL: 4.5A/TABLE: 4.5A**

**LABA (RUGI) DANA PERUSAHAAN, PER 31 DESEMBER 2014**  
PROFIT/LOSS OF SHAREHOLDER FUND, AS OF 31 DECEMBER 2014

<i>In million rupiah</i>		
No.	URAIAN / DESCRIPTIONS	JUMLAH / TOTAL
(1)	(2)	(3)
<b>Ujrah diterima /Ujrah received</b>		
1	Ujrah diterima /Ujrah received	
	a. Ujrah diterima atas pengelolaan risiko/ Ujrah received on risk management	584,442
	b. Ujrah diterima atas pengelolaan investasi dana tabarru'/Ujrah accepted for the management of investment funds tabarru '	752
2	Penerimaan Komisi /Commission Received	7,388
3	Bagi hasil pengelolaan investasi dana tabarru'/the management fees of investment yiled funds tabarru '	23,753
4	Alokasi surplus underwriting dana tabarru' /shareholder share of Underwriting surplus tabarru ' funds	49,914
5	Hasil pengelolaan investasi perusahaan/shareholder fund investment yields	127,018
6	<b>Jumlah pendapatan/Total revenue (1+2+3+4+5)</b>	<b>793,267</b>
<b>BEBAN/ EXPENSES</b>		
7	Komisi dibayar/commissions paid	232,881
8	<i>Ujrah reasuransi /Ujrah reinsurance</i>	18,640
9	Beban pemasaran/marketing expenses	21,988
10	Beban umum & administrasi /General and administrative expense	184,905
11	Beban operasional lain /Other operating expenses	764
12	<b>Jumlah beban/Total expenses (7 +8+9+10+11)</b>	<b>459,179</b>
13	Pendapatan Lain/ Other income	1,810
14	<b>Lab a (rugi) sebelum zakat/ Income (loss) before zakat (6-12+13)</b>	<b>335,898</b>
15	Zakat/Zakat	5,124
16	<b>Lab a (rugi) sebelum pajak/ Income (loss) before tax(14-15)</b>	<b>330,773</b>
17	Pajak penghasilan/Income tax	28,903
18	<b>Lab a setelah pajak/Profit after tax (16-17)</b>	<b>301,870</b>

Usaha Asuransi Umum dan Reasuransi Syariah  
 Sharia Non Life Insurance and Reinsurance Business

TABEL: 4.1B / TABLE: 4.1B  
 REKAPITULASI NERACA DANA TABARRU, PER 31 DESEMBER 2014  
 RECAPITULATION OF BALANCE SHEET OF TABARRU FUND, AS OF 31 DECEMBER 2014

NO.	NAMA PERUSAHAAN NAME OF COMPANY	Jumlah in million rupiah											
		(3)	(4)	(5)	(6)	(7)	(8)	(9)	(10)	(11)	(12)		
		INVESTASI INVESTMENT	INVESTASI NON INVESTMENT	JUMLAH ASET TOTAL ASSETS	JUMLAH UTANG TOTAL PAYABLE	PENYISIHAN KONTRIBUSI RESERVE OF CONTRIBUTION	PENYISIHAN ATAS KYBMP RESERVE FOR UNEARNED PREMIUM	PENYISIHAN KLAIM RESERVE	JUMLAH KEWAJIBAN TOTAL LIABILITIES	PINJAMAN QARDH LOAN	JUMLAH EKUITAS PESERTA TOTAL POLICYHOLDERS EQUITY		
<b>PERUSAHAAN ASURANSI KERUGIAN SYARIAH</b>													
<b>SHARIAH/NON LIFE INSURANCE COMPANIES</b>													
1	PT Asuransi Takatuli Umum	66,259	31,893	98,152	9,977	21,274	15,611	21,493	68,356	-	29,796		
2	PT Jaya Proteksi Takatuli	24,999	18,411	43,409	9,679	-	33,510	6,318	49,507	-	(6,097)		
	<b>JUMLAH/SUB TOTAL</b>	<b>91,258</b>	<b>50,304</b>	<b>141,561</b>	<b>19,656</b>	<b>21,274</b>	<b>49,121</b>	<b>27,811</b>	<b>117,863</b>	-	<b>23,698</b>		
<b>PERUSAHAAN ASURANSI KERUGIAN YANG MEMILIKI UNIT SYARIAH</b>													
<b>NON LIFE INSURANCE COMPANIES WHICH OWN SHARIAH UNIT</b>													
1	PT Asuransi Adira Dinamika	119,500	33,697	153,197	62,755	-	47,010	18,303	128,067	-	25,129		
2	PT Asuransi Allianz Utama Indonesia	7,211	2,595	9,806	1,122	-	1,439	4,501	7,062	-	2,745		
3	PT Asuransi Astra Buana	158,135	85,443	243,578	28,759	64,035	102,040	21,642	216,476	-	27,101		
4	PT Asuransi Bangun Askrida	65,258	37,942	103,200	62,001	-	5,378	55	81,132	-	22,068		
5	PT Asuransi Bintang Tbk	9,200	19,320	28,520	17,553	-	2,011	2,825	22,389	-	6,131		
6	PT Asuransi Binigun Sejahtera Atamakmur	4,600	11,183	15,783	6,273	-	1,540	901	8,714	-	7,069		
7	PT Asuransi Umum BumiPutera Muda 1967	20,784	17,302	38,085	15,778	-	9,600	2,176	27,554	-	10,531		
8	PT Asuransi Central Asia	23,052	117,817	140,869	113,238	-	5,158	3,786	122,182	-	18,687		
9	PT Asuransi Jasa Indonesia (Persero)	80,800	51,033	131,833	32,796	-	45,445	32,074	110,315	-	21,518		
10	PT Asuransi Parolamas	2,543	5,328	7,871	5,694	2,028	-	213	7,935	-	(64)		
11	PT Asuransi Rannayana Tbk.	27,064	9,177	36,241	8,196	-	13,134	2,364	23,694	-	12,547		
12	PT Asuransi Sinar Mas	88,483	25,064	113,546	79,053	-	17,639	10,872	107,565	-	9,982		
13	PT Asuransi Tri Pakarta	33,600	40,283	73,883	22,002	-	32,607	10,206	64,815	-	9,068		
14	PT Asuransi Umum Mega	55,182	14,396	69,577	23,762	18,711	15,556	4,467	62,496	-	7,081		
15	PT Slaco Mandiri (d/h PT Slaco Jasa Pratama)	18,900	11,942	30,842	22,946	-	1,340	2,053	26,340	-	4,502		
16	PT Tugu Pratama Indonesia	8,200	55,072	63,272	57,621	211	1,360	279	59,471	-	3,801		
17	PT AIG Insurance Indonesia (d/h PT Chartis Insurance Indonesia)	-	35	35	8	-	3	-	11	-	24		
18	PT Asuransi Jasa Raharja Putera	-	832	832	236	-	298	9	543	-	290		
19	PT Asei Reasuransi Indonesia	-	8,348	8,348	1,485	-	4,395	1,615	7,494	-	853		
20	PT Asuransi Bina Dana Arta Tbk	-	4,039	4,039	3,300	-	1,537	274	5,110	-	(1,072)		
21	PT Meritz Korindo Insurance (d/h PT Asuransi Hanjin Korindo)	4,000	2,964	6,964	3,053	1,929	410	118	5,509	-	1,455		
22	PT Asuransi Wahana Tata	375	379	754	148	264	140	14	566	-	187		
23	PT Asuransi Mitra Mapanya	-	637	637	448	-	56	4	508	-	129		
	<b>JUMLAH/SUB TOTAL</b>	<b>726,885</b>	<b>554,828</b>	<b>1,281,713</b>	<b>568,227</b>	<b>100,877</b>	<b>308,094</b>	<b>118,751</b>	<b>1,095,948</b>	-	<b>185,764</b>		
<b>PERUSAHAAN REASURANSI YANG MEMILIKI UNIT SYARIAH</b>													
<b>REINSURANCE COMPANIES WHICH OWN SHARIAH UNIT</b>													
1	PT Maskapai Reasuransi Indonesia	51,336	15,707	67,043	10,221	10,463	1,290	5,398	27,373	-	39,670		
2	PT Reasuransi International Indonesia	231,265	51,656	282,922	33,040	83,233	-	29,345	145,618	-	137,304		
3	PT Reasuransi Nasional Indonesia	47,931	67,710	115,641	5,495	13,259	21,677	53,725	94,156	-	21,485		
	<b>JUMLAH/SUB TOTAL</b>	<b>330,532</b>	<b>135,073</b>	<b>465,606</b>	<b>48,756</b>	<b>106,955</b>	<b>22,968</b>	<b>88,468</b>	<b>267,147</b>	-	<b>198,459</b>		
	<b>JUMLAH SELURUHNYA/GRAND TOTAL</b>	<b>1,148,675</b>	<b>740,205</b>	<b>1,888,880</b>	<b>636,639</b>	<b>229,106</b>	<b>380,183</b>	<b>235,030</b>	<b>1,480,958</b>	-	<b>407,921</b>		

Usaha Asuransi Umum dan Reasuransi Syariah  
Sharia Non Life Insurance and Reinsurance Business

TABEL: 4.1B.1 / TABLE: 4.1B.1  
REKAPITULASI INVESTASI DAN TABARRU, PER 31 DESEMBER 2014  
RECAPITULATION OF INVESTMENT OF TABARRU FUND, AS OF 31 DECEMBER 2014

NO.	NAMA PERUSAHAAN NAME OF COMPANY	(3)	(4)	(5)	(6)	(7)	(8)	(9)	(10)	(11)	PEMBIAYAAN			(14)	(15)
											(12)	(13)	(14)		
(1)	(2)	(3)	(4)	(5)	(6)	(7)	(8)	(9)	(10)	(11)	(12)	(13)	(14)	(15)	
<b>PERUSAHAAN ASURANSI KERUGIAN SYARIAH</b>															
<b>SHARIAH NON LIFE INSURANCE COMPANIES</b>															
1	PT Asuransi Takatul Umum	44,282	-	12,000	1,000	-	-	-	8,977	-	-	-	-	-	66,259
2	PT Jaya Proteksi Takatul	22,455	-	-	-	-	-	-	2,544	-	-	-	-	-	24,999
<b>JUMLAH/SUB TOTAL</b>		<b>66,737</b>	<b>-</b>	<b>12,000</b>	<b>1,000</b>	<b>-</b>	<b>-</b>	<b>-</b>	<b>11,521</b>	<b>-</b>	<b>-</b>	<b>-</b>	<b>-</b>	<b>-</b>	<b>91,258</b>
<b>PERUSAHAAN ASURANSI KERUGIAN YANG MEMILIKI UNIT SYARIAH</b>															
<b>NON LIFE INSURANCE COMPANIES WHICH OWN SHARIAH UNIT</b>															
1	PT Asuransi Astra Dinamika	119,500	-	-	-	-	-	-	-	-	-	-	-	-	119,500
2	PT Asuransi Allianz Utama Indonesia	7,211	-	-	-	-	-	-	-	-	-	-	-	-	7,211
3	PT Asuransi Astra Buana	168,135	-	-	-	-	-	-	-	-	-	-	-	-	168,135
4	PT Asuransi Bangun Askrila	65,258	-	-	-	-	-	-	-	-	-	-	-	-	65,258
5	PT Asuransi Bintang Tbk	9,200	-	-	-	-	-	-	-	-	-	-	-	-	9,200
6	PT Asuransi Bintang Sejahtera Aitamakmur	4,600	-	-	-	-	-	-	-	-	-	-	-	-	4,600
7	PT Asuransi Umum BumiPutera Muda 1967	20,100	-	-	-	-	-	-	684	-	-	-	-	-	20,784
8	PT Asuransi Central Asia	22,700	-	-	-	-	-	-	-	-	-	-	-	-	22,700
9	PT Asuransi Jasa Indonesia (Persero)	60,500	-	-	-	-	-	-	342	-	-	-	-	-	60,842
10	PT Asuransi Pacificans	2,583	-	-	-	-	-	-	300	-	-	-	-	-	2,883
11	PT Asuransi Ramayana Tbk	27,064	-	-	-	-	-	-	-	-	-	-	-	-	27,064
12	PT Asuransi Sinar Mas	67,769	-	20,714	-	-	-	-	-	-	-	-	-	-	88,483
13	PT Asuransi Tri Pakarta	32,600	-	1,000	-	-	-	-	-	-	-	-	-	-	33,600
14	PT Asuransi Umum Mega	43,800	-	7,829	3,553	-	-	-	-	-	-	-	-	-	55,182
15	PT Staco Mandiri (dft PT Staco Jasa Pratama)	18,900	-	-	-	-	-	-	-	-	-	-	-	-	18,900
16	PT Tujuh Pratama Indonesia	8,200	-	-	-	-	-	-	-	-	-	-	-	-	8,200
17	PT AIG Insurance Indonesia (dft PT Chartis Insurance Indonesia)	-	-	-	-	-	-	-	-	-	-	-	-	-	-
18	PT Asuransi Jasa Baharia Putera	-	-	-	-	-	-	-	-	-	-	-	-	-	-
19	PT Asuransi Indonesia	-	-	-	-	-	-	-	-	-	-	-	-	-	-
20	PT Asuransi Bina Dana Aica Tbk	-	-	-	-	-	-	-	-	-	-	-	-	-	-
21	PT Wertz Komodo Insurance (dft PT Asuransi Hanjin Korindo)	4,000	-	-	-	-	-	-	-	-	-	-	-	-	4,000
22	PT Asuransi Wahana Tata	375	-	-	-	-	-	-	-	-	-	-	-	-	375
23	PT Asuransi Mitra Maparya	-	-	-	-	-	-	-	-	-	-	-	-	-	-
<b>JUMLAH/SUB TOTAL</b>		<b>692,455</b>	<b>-</b>	<b>29,543</b>	<b>3,553</b>	<b>-</b>	<b>-</b>	<b>-</b>	<b>1,326</b>	<b>-</b>	<b>-</b>	<b>-</b>	<b>-</b>	<b>9</b>	<b>726,885</b>
<b>PERUSAHAAN REASURANSI YANG MEMILIKI UNIT SYARIAH</b>															
<b>REINSURANCE COMPANIES WHICH OWN SHARIAH UNIT</b>															
1	PT Maskapai Reasuransi Indonesia	51,336	-	-	-	-	-	-	-	-	-	-	-	-	51,336
2	PT Reasuransi Internasional Indonesia	196,197	-	13,907	5,760	-	-	-	15,401	-	-	-	-	-	231,265
3	PT Reasuransi Nasional Indonesia	35,037	-	6,192	2,896	-	-	-	3,847	-	-	-	-	-	47,931
<b>JUMLAH/SUB TOTAL</b>		<b>282,569</b>	<b>-</b>	<b>20,099</b>	<b>8,616</b>	<b>-</b>	<b>-</b>	<b>-</b>	<b>19,248</b>	<b>-</b>	<b>-</b>	<b>-</b>	<b>-</b>	<b>-</b>	<b>330,532</b>
<b>JUMLAH SELURUH/GRAND TOTAL</b>		<b>1,041,761</b>	<b>-</b>	<b>61,642</b>	<b>13,169</b>	<b>-</b>	<b>-</b>	<b>-</b>	<b>32,094</b>	<b>-</b>	<b>-</b>	<b>-</b>	<b>-</b>	<b>9</b>	<b>1,148,675</b>

Dalam jutaan rupiah  
In million rupiah

Usaha Asuransi Umum dan Reasuransi Syariah  
Sharia Non Life Insurance and Reinsurance Business

TABEL: 4.1B.2 / TABLE: 4.1B.2  
REKAPITULASI ASET NON INVESTASI DANA TABARRU, PER 31 DESEMBER 2014  
RECAPITULATION OF NON- INVESTMENT ASSETS OF TABARRU FUND, AS OF 31 DECEMBER 2014

Dalam jutaan rupiah  
In million rupiah

NO.	NAMA PERUSAHAAN NAME OF COMPANY	KAS DAN BANK CASH & BANK	TAGIHAN KONTRIBUSI CONTRIBUTION RECEIVABLE	TAGIHAN REASURANSI REINSURANCE RECEIVABLE	TAGIHAN INVESTASI INVESTMENT RECEIVABLE	TAGIHAN HASIL INVESTASI INVEST. YIELD RECEIVABLE	AKTIVA LAIN OTHER ASSETS	JUMLAH BUKAN INVESTASI TOTAL
(1)	(2)	(3)	(4)	(5)	(6)	(7)	(8)	(9)
<b>PERUSAHAAN ASURANSI KERUGIAN SYARIAH</b>								
<b>SHARIAH NON LIFE INSURANCE COMPANIES</b>								
1	PT Asuransi Takaful Umum	6,352	7,678	7,679	-	26	10,157	31,893
2	PT Jaya Proteksi Takaful	1,886	11,939	4,586	-	-	-	18,411
<b>JUMLAH/SUB TOTAL</b>		<b>8,238</b>	<b>19,617</b>	<b>12,266</b>	<b>-</b>	<b>26</b>	<b>10,157</b>	<b>50,304</b>
<b>PERUSAHAAN ASURANSI KERUGIAN YANG MEMILIKI UNIT SYARIAH</b>								
<b>NON LIFE INSURANCE COMPANIES WHICH OWN SHARIAH UNIT</b>								
1	PT Asuransi Adira Dinamika	13,197	19,780	332	-	387	-	33,697
2	PT Asuransi Allianz Utama Indonesia	434	1,886	-	17	-	259	2,595
3	PT Asuransi Astra Buana	2,592	81,271	1,280	-	301	-	85,443
4	PT Asuransi Bangun Askrida	12,696	14,413	5,645	-	272	4,917	37,942
5	PT Asuransi Bintang Tbk.	249	19,038	33	-	-	-	19,320
6	PT Asuransi Bringin Sejahtera Artamakmur	3,735	2,844	183	-	-	4,421	11,183
7	PT Asuransi Umum Bumiputera Muda 1967	4,884	2,700	2,357	-	87	7,274	17,302
8	PT Asuransi Central Asia	47,384	60,152	6,516	-	63	3,702	117,817
9	PT Asuransi Jasa Indonesia (Persero)	10,919	31,054	9,060	-	-	-	51,033
10	PT Asuransi Parolamas	2,179	201	2,740	-	2	207	5,328
11	PT Asuransi Ramayana Tbk.	2,917	4,779	946	42	-	494	9,177
12	PT Asuransi Sinar Mas	4,518	19,519	474	-	-	553	25,064
13	PT Asuransi Tri Pakarta	23,417	15,903	778	-	-	185	40,283
14	PT Asuransi Umum Mega	1,363	11,761	208	-	321	742	14,396
15	PT Staco Mandiri (d/h PT Staco Jasa Pratama)	4,049	6,794	1,099	-	-	-	11,942
16	PT Tugu Pratama Indonesia	17,243	37,830	-	-	-	-	55,072
17	PT AIG Insurance Indonesia (d/h PT Chartis Insurance Indonesia)	12	3	-	-	-	20	35
18	PT Asuransi Jasa Raharja Putera	705	116	-	-	-	12	832
19	PT Asei Reasuransi Indonesia	3,798	775	3,772	-	-	3	8,348
20	PT Asuransi Bina Dana Arta Tbk.	617	3,185	-	-	-	237	4,039
21	PT Meritz Korindo Insurance (d/h PT Asuransi Hanjin Korindo)	689	1,840	-	-	3	433	2,964
22	PT Asuransi Wahana Tata	126	249	4	-	-	-	379
23	PT Asuransi Mitra Maparya	299	240	-	-	-	98	637
<b>JUMLAH/SUB TOTAL</b>		<b>158,021</b>	<b>336,331</b>	<b>35,426</b>	<b>59</b>	<b>1,436</b>	<b>23,555</b>	<b>554,828</b>
<b>PERUSAHAAN REASURANSI YANG MEMILIKI UNIT SYARIAH</b>								
<b>REINSURANCE COMPANIES WHICH OWN SHARIAH UNIT</b>								
1	PT Maskapai Reasuransi Indonesia	3,128	12,175	274	-	71	60	15,707
2	PT Reasuransi International Indonesia	1,812	43,845	5,462	-	537	-	51,656
3	PT Reasuransi Nasional Indonesia	252	67,660	584	-	-	(786)	67,710
<b>JUMLAH/SUB TOTAL</b>		<b>5,191</b>	<b>123,681</b>	<b>6,320</b>	<b>-</b>	<b>608</b>	<b>(727)</b>	<b>135,073</b>
<b>JUMLAH SELURUHNYA/GRAND TOTAL</b>		<b>171,450</b>	<b>479,629</b>	<b>54,012</b>	<b>59</b>	<b>2,070</b>	<b>32,985</b>	<b>740,205</b>

Usaha Asuransi Umum dan Reasuransi Syariah  
Sharia Non Life Insurance and Reinsurance Business

TABEL 4.2B / TABLE 4.2B  
HASIL INVESTASI DANA TABARRU, PER 31 DESEMBER 2014  
INVESTMENT INCOME OF TABARRU FUND, AS OF 31 DECEMBER 2014

NO.	NAMA PERUSAHAAN /NAME OF COMPANY	(3)	(4)	(5)	(6)	(7)	(8)	(9)	(10)	(11)	(12)	(13)	(14)	(15)	(16)
<b>PERUSAHAAN ASURANSI KERUGIAN SYARIAH</b>															
<b>SHARIAH NON LIFE INSURANCE COMPANIES</b>															
1	PT Asuransi Takatful Umum	2.358	-	838	-	-	-	-	-	-	-	-	-	-	3.415
2	PT. Jaya Proteksi Takatful	1.120	-	-	-	-	-	-	237	-	-	-	-	-	1.357
<b>JUMLAH/SUB TOTAL</b>		<b>3.478</b>	<b>-</b>	<b>838</b>	<b>-</b>	<b>-</b>	<b>-</b>	<b>-</b>	<b>237</b>	<b>-</b>	<b>-</b>	<b>-</b>	<b>-</b>	<b>-</b>	<b>4.772</b>
<b>PERUSAHAAN ASURANSI KERUGIAN YANG MEMILIKI UNIT SYARIAH</b>															
<b>NON LIFE INSURANCE COMPANIES WHICH OWN SHARIAH UNIT</b>															
1	PT Asuransi Adira Dinamika	8.830	-	-	-	-	-	-	-	-	-	-	-	-	8.830
2	PT Asuransi Allianz Utama Indonesia	447	-	-	-	-	-	-	-	-	-	-	-	-	447
3	PT Asuransi Asra Eumara	15.957	-	-	-	-	-	-	-	-	-	-	-	-	15.957
4	PT Asuransi Bangun Askrida	3.028	-	-	-	-	-	-	-	-	-	-	-	-	3.028
5	PT Asuransi Bintang Tbk.	687	-	-	-	-	-	-	-	-	-	-	-	-	687
6	PT Asuransi Brinjin Sejahtera Arimakmur	239	-	-	-	-	-	-	-	-	-	-	-	-	239
7	PT Asuransi Umum Bumiputera Muda 1967	721	-	-	-	-	-	-	-	-	-	-	-	-	721
8	PT Asuransi Central Asia	1.043	-	-	-	-	-	-	78	-	-	-	-	-	1.121
9	PT Asuransi Jasa Indonesia (Persero)	4.699	-	-	-	-	-	-	7	-	-	-	-	-	4.706
10	PT Asuransi Parolamas	312	-	-	-	-	-	-	-	-	-	-	-	-	312
11	PT Asuransi Ramayana Tbk.	1.326	-	-	-	-	-	-	-	-	-	-	-	-	1.326
12	PT Asuransi Sinar Mas	-	-	-	-	-	-	-	-	-	-	-	-	-	-
13	PT Asuransi Tri Pakarta	1.462	-	206	-	-	-	-	147	-	-	-	-	-	1.815
14	PT Asuransi Umum Mega	3.427	-	433	304	-	-	-	-	-	-	-	-	-	4.164
15	PT Staco Mandiri (d/h PT Staco Jasa Pratama)	1.314	-	-	-	-	-	-	-	-	-	-	-	-	1.314
16	PT Ugu Pratama Indonesia	2.021	-	-	-	-	-	-	-	-	-	-	-	-	2.021
17	PT AIG Insurance Indonesia (d/h PT Chartis Insurance Indonesia)	-	-	-	-	-	-	-	-	-	-	-	-	-	-
18	PT Asuransi Jasa Raharja Putera	-	-	-	-	-	-	-	-	-	-	-	-	-	-
19	PT Aseel Reasuransi Indonesia	-	-	-	-	-	-	-	-	-	-	-	-	-	-
20	PT Asuransi Bina Dana Aita Tbk.	-	-	-	-	-	-	-	-	-	-	-	-	-	-
21	PT Meritz Korindo Insurance (d/h PT Asuransi Hanjin Korindo)	90	-	-	-	-	-	-	-	-	-	-	-	-	90
22	PT Asuransi Wahana Tata	6	-	-	-	-	-	-	-	-	-	-	-	-	6
23	PT Asuransi Mitra Mapanya	-	-	-	-	-	-	-	-	-	-	-	-	-	-
<b>JUMLAH/SUB TOTAL</b>		<b>45.608</b>	<b>-</b>	<b>639</b>	<b>304</b>	<b>-</b>	<b>-</b>	<b>-</b>	<b>232</b>	<b>-</b>	<b>-</b>	<b>-</b>	<b>-</b>	<b>-</b>	<b>46.783</b>
<b>PERUSAHAAN REASURANSI YANG MEMILIKI UNIT SYARIAH</b>															
<b>REINSURANCE COMPANIES WHICH OWN SHARIAH UNIT</b>															
1	PT Masjagal Reasuransi Indonesia	3.915	-	-	-	-	-	-	-	-	-	-	-	-	3.915
2	PT Reasuransi Internasional Indonesia	1.898	-	1.282	436	-	-	-	833	-	-	-	-	-	14.438
3	PT Reasuransi Nasional Indonesia	3.368	-	(2.003)	-	-	-	-	659	-	-	-	-	-	2.019
<b>JUMLAH/SUB TOTAL</b>		<b>19.176</b>	<b>-</b>	<b>(721)</b>	<b>436</b>	<b>-</b>	<b>-</b>	<b>-</b>	<b>1.492</b>	<b>-</b>	<b>-</b>	<b>-</b>	<b>-</b>	<b>-</b>	<b>20.382</b>
<b>JUMLAH SELURUHNYA/GRAND TOTAL</b>		<b>68.262</b>	<b>-</b>	<b>786</b>	<b>739</b>	<b>-</b>	<b>-</b>	<b>-</b>	<b>2.180</b>	<b>-</b>	<b>-</b>	<b>-</b>	<b>-</b>	<b>-</b>	<b>71.938</b>

**Usaha Asuransi Umum dan Reasuransi Syariah**  
**Sharia Non Life Insurance and Reinsurance Business**

TABEL: 4.3B / TABLE: 4.3B

**NERACA DANA TABARRU, PER 31 DESEMBER 2014**

BALANCE SHEET OF TABARRU FUND, AS OF 31 DECEMBER 2014

Dalam jutaan rupiah  
 In million rupiah

NO.	URAIAN / DESCRIPTIONS	JUMLAH/TOTAL
(1)	(2)	(3)
<b>Aset/assets</b>		
<b>Investasi/Investments</b>		
1	Deposito/Time Deposit	1,041,761
2	Saham Syariah/ Sharia Stock	-
3	Sukuk Atau Obligasi Syariah/ Corporate Sukuk	61,642
4	Surat Berharga Syariah Negara / Government Sukuk	13,169
5	Surat Berharga Syariah Yang Diterbitkan Oleh Bank Indonesia/ Sharia Promissory Notes Issued By Bank Of Indonesia	-
6	Surat berharga syariah yang diterbitkan oleh negara selain negara Republik Indonesia/Foreign Government Sukuk	-
7	Surat Berharga Syariah Yang Diterbitkan Oleh Lembaga Multinasional/Sukuk of Multinational Institutions	-
8	Reksa Dana Syariah/Sharia Mutual Funds	32,094
9	Efek Beragun Aset Syariah/Sharia Asset Backed Securities	-
10	Pembiayaan Melalui Kerjasama Dengan Pihak Lain Syariah/Sharia Refinancing	-
11	Emas Murni/ Gold	-
12	Investasi Lain/Other Investments	9
<b>13</b>	<b>Jumlah Investasi/Total Investments</b>	<b>1,148,675</b>
<b>Bukan Investasi/Non Investments</b>		
14	Kas Dan Bank/Cash And Bank	171,450
15	Tagihan kontribusi/Contribution Receivables	479,629
16	Tagihan reasuransi/Reinsurance Receivables	54,012
17	Tagihan Investasi/Investment Receivables	59
18	Tagihan Hasil Investasi/Investment Yields Recievables	2,070
19	Aset Lain/Other Assets	32,985
<b>20</b>	<b>Jumlah Bukan Investasi/Total Non Investments</b>	<b>740,205</b>
<b>21</b>	<b>Jumlah Aset/Total Assets</b>	<b>1,888,880</b>
<b>Kewajiban/Liabilities</b>		
<b>Utang/Payable</b>		
22	Utang klaim/Claim Payable	55,446
23	Utang kontribusi reasuransi/Reinsurance Contribution Payable	76,627
24	Utang <i>ujrah</i> kepada perusahaan/ <i>Ujrah payable</i>	170,258
25	Utang alokasi surplus kepada tertanggung/ <i>Payable of shareholder share surplus to insured</i>	49,534
26	Utang alokasi surplus kepada perusahaan/ <i>Payable of shareholder share surplus to company</i>	33,237
27	Utang bagi hasil investasi dana <i>tabarru</i> kepada perusahaan/ <i>Payable of the management fees of</i>	6,379
28	Utang Pajak/Tax Payable	-
29	Utang Zakat/Zakat Payable	233
30	Utang Lain/Other Payable	244,924
<b>31</b>	<b>Jumlah utang/Total Payable</b>	<b>636,639</b>
<b>Penyisihan teknis/Technical Reserves</b>		
32	Penyisihan kontribusi/Reserve of Contribution	229,106
33	Penyisihan kontribusi yang belum menjadi pendapatan/Reserve for unearned premium	380,183
34	Penyisihan klaim/Claim Reserve	235,030
<b>35</b>	<b>Jumlah penyisihan teknis/Total Technical Reserves</b>	<b>844,319</b>
<b>36</b>	<b>Jumlah kewajiban/Total Liabilities</b>	<b>1,480,958</b>
37	Qardh/Qardh	-
<b>Ekuitas peserta/Policyholders Equity</b>		
38	Akumulasi dana <i>tabarru</i> /Accumulation of <i>tabarru</i> fund	407,849
39	Kenaikan (Penurunan) Surat Berharga/Increase(Decrease)Marketable Securities	72
<b>40</b>	<b>Jumlah ekuitas peserta/Total Policyholders Equity</b>	<b>407,921</b>
<b>41</b>	<b>Jumlah kewajiban, qardh dan ekuitas peserta/Total Liabilities, Qardh, and Policyholders Equity</b>	<b>1,888,879</b>

Usaha Asuransi Umum dan Reasuransi Syariah  
 Sharia Non Life Insurance and Reinsurance Business

TABEL: 4.4B / TABLE: 4.4B  
 SURPLUS UNDERWRITING DANA TABARRU, TAHUN 2013  
 UNDERWRITING SURPLUS OF TABARRU FUND, YEAR 2013

No.	URAIAN / DESCRIPTIONS	Dalam jutaan rupiah In million rupiah	
		(1)	(2)
		(3)	
1	<b>Pendapatan underwriting/Underwriting Income</b>		
2	Kontribusi dialokasikan sebagai iuran tabarru/Allocated contribution as tabarru fees		1,027,093
3	Kontribusi reasuransi/Reinsurance Contribution		221,710
4	Kontribusi Neto/Netto Contribution		805,383
5	<b>Beban Asuransi/Insurance Expenses</b>		
6	A. Klaim bruto/Gross Claims		902,159
7	B. Klaim reasuransi diterima/Reinsurance Recovery		102,620
8	<b>Penyisihan kontribusi yang belum menjadi pendapatan/hak (KYBMP)/Contribution provision that have not become income/right</b>		
9	A. KYBMP awal tahun berjalan/KYBMP in beginning of the current year		440,522
10	B. KYBMP akhir tahun/triwulan berjalan/KYBMP in end/quarter of the current year		344,171
11	<b>kenaikan (penurunan) penyisihan kontribusi/Increase (decrease) in provision for contribution</b>		
12	A. Penyisihan kontribusi awal tahun berjalan/Provision for contribution in beginning of the current year		298,005
13	B. Penyisihan kontribusi akhir tahun/triwulan berjalan/Provision for contribution in end/quarter of the current year		234,912
14	<b>kenaikan (penurunan) penyisihan klaim/Increase (decrease) in provision for claims</b>		
15	A. Penyisihan klaim awal tahun berjalan/Provision for claims in beginning of the current year		209,140
16	B. Penyisihan klaim akhir tahun/triwulan berjalan/Provision for claims in end/quarter of the current year		232,303
17	<b>Jumlah beban asuransi/Total Insurance Expenses</b>		663,257
18	<b>Biaya adjuster/Adjuster Fees</b>		(502)
19	<b>Surplus (defisit) underwriting/Underwriting Surplus (defisit)</b>		142,627

**Usaha Asuransi Umum & Reasuransi Syariah**  
*Sharia General Insurance & Reinsurance Business*

**TABEL: 4.5B** *ITABLE: 4.5B*  
**REKAPITULASI PREMI, KLAIM DAN KOMISI TAHUN 2014**  
*RECAPITULATION OF PREMIUMS, CLAIMS AND COMMISSIONS YEAR 2014*  
**Linii Usaha : Seluruh Cabang**  
*Line of Business : All Branch*

No.	Uraian Description	Pos Langsung DIRECT BUSINESS	REASURANSI DAN KOMISI				Lainnya OTHER	Lainnya OTHER	TOTAL (3+4+5+6-7-8-9)
			Dalam Negeri DOMESTIC	Dalam Negeri DOMESTIC	INWARD ASEAN	OUTWARD ASEAN			
(1)	(2)	(3)	(4)	(5)	(6)	(7)	(8)	(9)	(10)
1	Premium Written	1,055,985	425,579	1,700	-	170,598	65,158	-	1,247,509
2	Commission	233,850	30,327	169	-	3,281	1,375	-	259,690
3	Reserves for Unexpired Risk:								
a.	Previous Year	515,434	180,140	719	-	83,327	28,045	-	584,922
b.	Current Year	459,022	151,545	605	-	74,085	23,756	-	513,330
4	Premium Earned (1-2+3a-3b)	878,549	423,847	1,645	-	176,558	68,071	-	1,059,411
5	Claims Paid	598,608	286,124	248	-	75,417	23,923	-	785,640
6	Loss Adjustment Expenses	-	-	-	-	-	-	-	-
7	Outstanding Claim :								
a.	Previous Year	154,732	73,455	64	-	19,126	6,136	-	202,989
b.	Current Year	162,547	97,369	84	-	20,139	8,033	-	231,829
8	Claims Incurred (5+6-7a+7b)	606,422	310,038	269	-	76,430	25,820	-	814,479
9	Surplus Underwriting (4-8)	272,126	113,809	1,376	-	100,128	42,251	-	244,932

Dalam Jutaan Rupiah  
*In Million Rupiah*



Usaha Asuransi Umum & Reasuransi Syariah  
Sharia General Insurance & Reinsurance Business

**TABEL: 4.5B.1** /TABLE: 4.5B.1  
**REKAPITULASI PREMI, KLAIM DAN KOMISI TAHUN 2014**  
**RECAPITULATION OF PREMIUMS, CLAIMS AND COMMISSIONS YEAR 2014**  
**Linii Usaha : PERUSAHAAN ASURANSI SWASTA NASIONAL**  
**Line of Business : PRIVATE NATIONAL INSURANCE COMPANIES**

No. (1)	Uraian Description (2)	Pos Langsung DIRECT BUSINESS (3)	Dalam Negeri DOMESTIC (4)	INWARD ASEAN (5)	REASURANSI DAN KOMISI			Lainnya OTHER (9)	TOTAL (3+4+5+6-7-8-9) (10)
					Lainnya OTHER (6)	Dalam Negeri DOMESTIC (7)	OUTWARD ASEAN (8)		
1	Premium Written	1,049,873	1,795	-	-	167,912	7,197	-	876,559
2	Commission	232,484	54	-	-	3,156	282	-	229,100
3	Reserves for Unexpired Risk:								
a.	Previous Year	514,533	880	-	-	82,292	3,527	-	429,593
b.	Current Year	457,487	782	-	-	73,168	3,136	-	381,965
4	Premium Earned (1-2+3a-3b)	874,435	1,838	-	-	173,879	7,306	-	695,087
5	Claims Paid	596,933	60	-	-	73,932	1,432	-	521,629
6	Loss Adjustment Expenses								-
7	Outstanding Claim :								
a.	Previous Year	150,870	15	-	-	18,686	362	-	131,837
b.	Current Year	157,968	16	-	-	19,565	379	-	138,040
8	Claims Incurred (5+6-7a+7b)	604,032	61	-	-	74,811	1,449	-	527,832
9	Surplus Underwriting (4-8)	270,403	1,777	-	-	99,068	5,857	-	167,255

Dalam Jutaan Rupiah  
In Million Rupiah

**Usaha Asuransi Umum & Reasuransi Syariah**  
*Sharia General Insurance & Reinsurance Business*

**TABEL: 4.5B.2/TABLE: 4.5B.2**

**REKAPITULASI PREMI, KLAIM DAN KOMISI TAHUN 2014**  
**RECAPITULATION OF PREMIUMS, CLAIMS AND COMMISSIONS YEAR 2014**

**Lini Usaha : PERUSAHAAN ASURANSI PATUNGAN**

*Line of Business : JOINT VENTURE INSURANCE COMPANIES*

**Dalam Jutaan Rupiah**  
*In Million Rupiah*

No. (1)	Uraian Description (2)	REASURANSI DAN KOMISI						TOTAL (3+4+5+6-7-8-9) (10)	
		Pos Langsung DIRECT BUSINESS (3)	Dalam Negeri DOMESTIC (4)	INWARD ASEAN ASEAN (5)	Lainnya OTHER (6)	Dalam Negeri DOMESTIC (7)	OUTWARD ASEAN ASEAN (8)		Lainnya OTHER (9)
1	Premium Written	6,112	-	-	-	367	-	-	5,745
2	Commission	1,366	-	-	-	46	-	-	1,320
3	Reserves for Unexpired Risk:								
a.	Previous Year	902	-	-	-	54	-	-	848
b.	Current Year	1,534	-	-	-	92	-	-	1,442
4	Premium Earned (1-2+3a-3b)	4,114	-	-	-	283	-	-	3,830
5	Claims Paid	1,674	-	-	-	29	-	-	1,645
6	Loss Adjustment Expenses								-
7	Outstanding Claim :								
a.	Previous Year	3,862	-	-	-	66	-	-	3,797
b.	Current Year	4,579	-	-	-	78	-	-	4,501
8	Claims Incurred (5+6-7a+7b)	2,390	-	-	-	41	-	-	2,349
9	Surplus Underwriting (4-8)	1,724	-	-	-	243	-	-	1,481

Usaha Asuransi Umum & Reasuransi Syariah  
Sharia General Insurance & Reinsurance Business

**TABEL: 4.5B.3 / TABLE: 4.5B.3**  
**REKAPITULASI PREMI, KLAIM DAN KOMISI TAHUN 2014**  
RECAPITULATION OF PREMIUMS, CLAIMS AND COMMISSIONS YEAR 2014  
Lini Usaha : PERUSAHAAN REASURANSI  
Line of Business : REINSURANCE COMPANIES

No. (1)	Uraian Description (2)	REASURANSI DAN KOMISI							Lainnya OTHER (9)	TOTAL (3+4+5+6+7+8+9) (10)
		Pos Langsung DIRECT BUSINESS (3)	Dalam Negeri DOMESTIC (4)	INWARD ASEAN (5)	Lainnya OTHER (6)	Dalam Negeri DOMESTIC (7)	OUTWARD ASEAN (8)			
1	Premium Written	-	423,784	1,700	-	2,318	57,961	-	365,205	
2	Commission	-	30,273	169	-	79	1,093	-	29,270	
3	Reserves for Unexpired Risk:									
a.	Previous Year	-	179,260	719	-	981	24,517	-	154,481	
b.	Current Year	-	150,762	605	-	825	20,620	-	129,923	
4	Premium Earned (1-2+3a-3b)	-	422,009	1,645	-	2,396	60,765	-	360,494	
5	Claims Paid	-	286,064	248	-	1,456	22,491	-	262,365	
6	Loss Adjustment Expenses								-	
7	Outstanding Claim :									
a.	Previous Year	-	73,440	64	-	374	5,774	-	67,356	
b.	Current Year	-	97,353	84	-	496	7,654	-	89,288	
8	Claims Incurred (5+6-7a+7b)	-	309,978	269	-	1,578	24,371	-	284,297	
9	Surplus Underwriting (4-8)	-	112,031	1,376	-	817	36,394	-	76,196	

**Usaha Asuransi Umum & Reasuransi Syariah**  
*Sharia General Insurance & Reinsurance Business*

**TABEL: 4.5B.4** *TABLE: 4.5B.4*  
**REKAPITULASI PREMI, KLAIM DAN KOMISI TAHUN 2014**  
*RECAPITULATION OF PREMIUMS, CLAIMS AND COMMISSIONS YEAR 2014*

**Linii Usaha : Harta Benda**  
*Line of Business : Property*

No. (1)	Uraian Description (2)	Pos Langsung DIRECT BUSINESS (3)	REASURANSI DAN KOMISI					Lainnya OTHER (9)	TOTAL (3+4+5+6+7-8-9) (10)
			Dalam Negeri DOMESTIC (4)	INWARD ASEAN ASEAN (5)	Lainnya OTHER (6)	Dalam Negeri DOMESTIC (7)	OUTWARD ASEAN ASEAN (8)		
1	Premium Written	109,498	35,905	1,279	-	38,060	16,034	-	92,586
2	Commission	24,715	2,554	129	-	268	71	-	27,059
3	Reserves for Unexpired Risk:								
a.	Previous Year	46,997	15,410	549	-	16,336	6,882	-	39,739
b.	Current Year	50,632	16,602	591	-	17,599	7,414	-	42,812
4	Premium Earned (1-2+3a-3b)	81,148	32,158	1,107	-	36,529	15,431	-	62,454
5	Claims Paid	12,337	4,922	120	-	5,523	2,553	-	9,303
6	Loss Adjustment Expenses								-
7	Outstanding Claim :								
a.	Previous Year	35,258	14,066	343	-	15,785	7,295	-	26,587
b.	Current Year	40,040	15,974	390	-	17,927	8,285	-	30,193
8	Claims Incurred (5+6-7a+7b)	17,119	6,830	167	-	7,664	3,542	-	12,909
9	Surplus Underwriting (4-8)	64,029	25,329	941	-	28,865	11,889	-	49,545

Dalam Jutaan Rupiah  
*In Million Rupiah*

Usaha Asuransi Umum & Reasuransi Syariah  
Sharia General Insurance & Reinsurance Business

TABEL: 4.5B.5 (TABLE: 4.5B.5  
REKAPITULASI PREMI, KLAIM DAN KOMISI TAHUN 2014  
RECAPITULATION OF PREMIUMS, CLAIMS AND COMMISSIONS YEAR 2014

Lini Usaha : Kendaraan Bermotor  
Line of Business : Motor Vehicle

No. (1)	Uraian Description (2)	REASURANSI DAN KOMISI							TOTAL (3+4+5+6-7-8-9) (10)
		Pos Langsung DIRECT BUSINESS (3)	Dalam Negeri DOMESTIC (4)	INWARD ASEAN ASEAN (5)	Lainnya OTHER (6)	Dalam Negeri DOMESTIC (7)	OUTWARD ASEAN ASEAN (8)	Lainnya OTHER (9)	
1	Premium Written	640,686	25,808	25	-	44,792	2,530	-	619,197
2	Commission	127,544	1,723	2	-	2,176	231	-	126,862
3	Reserves for Unexpired Risk:								
a.	Previous Year	370,999	14,945	15	-	25,938	1,465	-	358,555
b.	Current Year	313,258	12,619	12	-	21,901	1,237	-	302,751
4	Premium Earned (1-2+3a-3b)	570,883	26,411	26	-	46,654	2,527	-	548,140
5	Claims Paid	470,230	16,036	12	-	24,441	1,382	-	460,454
6	Loss Adjustment Expenses								-
7	Outstanding Claim :								
a.	Previous Year	112,439	3,834	3	-	5,844	331	-	110,102
b.	Current Year	120,435	4,107	3	-	6,260	354	-	117,931
8	Claims Incurred (5+6-7a+7b)	478,225	16,308	12	-	24,857	1,406	-	468,263
9	Surplus Underwriting (4-8)	92,658	10,103	13	-	21,797	1,121	-	79,857

**Usaha Asuransi Umum & Reasuransi Syariah**  
*Sharia General Insurance & Reinsurance Business*

**TABEL: 4.5B.6 (TABLE: 4.5B.6**  
**REKAPITULASI PREMI, KLAIM DAN KOMISI TAHUN 2014**  
**RECAPITULATION OF PREMIUMS, CLAIMS AND COMMISSIONS YEAR 2014**

**Lini Usaha : Pengangkutan**  
*Line of Business : Marine Cargo*

No.	Uraian Description	REASURANSI DAN KOMISI							TOTAL (3+4+5+6-7-8-9)
		(3)	(4)	(5)	(6)	(7)	(8)	(9)	
(1)	(2)	Pos Langsung DIRECT BUSINESS	Dalam Negeri DOMESTIC	INWARD ASEAN	Lainnya OTHER	Dalam Negeri DOMESTIC	OUTWARD ASEAN	Lainnya OTHER	(10)
1	Premium Written	10,481	5,663	112	-	4,087	2,920	-	9,249
2	Commission	3,143	361	11	-	107	20	-	3,388
3	Reserves for Unexpired Risk:								
a.	Previous Year	1,827	987	20	-	712	509	-	1,612
b.	Current Year	686	371	7	-	288	191	-	606
4	Premium Earned (1-2+3a-3b)	8,478	5,918	113	-	4,425	3,217	-	6,868
5	Claims Paid	5,847	965	48	-	2,885	982	-	2,993
6	Loss Adjustment Expenses								-
7	Outstanding Claim :								
a.	Previous Year	1,860	307	15	-	918	312	-	952
b.	Current Year	8,723	1,440	71	-	4,304	1,465	-	4,465
8	Claims Incurred (5+6-7a+7b)	12,710	2,099	103	-	6,271	2,135	-	6,506
9	Surplus Underwriting (4-8)	(4,232)	3,819	10	-	(1,847)	1,082	-	362

Dalam Jutaan Rupiah  
*In Million Rupiah*

Usaha Asuransi Umum & Reasuransi Syariah  
Sharia General Insurance & Reinsurance Business

TABEL: 4.5B.7 (TABLE: 4.5B.7  
REKAPITULASI PREMI, KLAIM DAN KOMISI TAHUN 2014  
RECAPITULATION OF PREMIUMS, CLAIMS AND COMMISSIONS YEAR 2014

Lini Usaha : Rangka Kapal  
Line of Business : Marine Hull

No. (1)	Uraian Description (2)	REASURANSI DAN KOMISI							Lainnya OTHER (9)	TOTAL (3+4+5+6+7-8-9) (10)
		Pos Langsung DIRECT BUSINESS (3)	Dalam Negeri DOMESTIC (4)	INWARD ASEAN ASEAN (5)	Lainnya OTHER (6)	Dalam Negeri DOMESTIC (7)	OUTWARD ASEAN ASEAN (8)			
1	Premium Written	29,060	9,304	58	-	20,034	3,217	-	15,172	
2	Commission	2,843	689	6	-	211	13	-	3,315	
3	Reserves for Unexpired Risk:									
a.	Previous Year	11,337	3,630	23	-	7,816	1,255	-	5,919	
b.	Current Year	8,298	2,657	17	-	5,720	918	-	4,332	
4	Premium Earned (1-2+3a-3b)	29,257	9,588	58	-	21,919	3,541	-	13,444	
5	Claims Paid	8,287	1,762	-	-	7,372	446	-	2,231	
6	Loss Adjustment Expenses								-	
7	Outstanding Claim :									
a.	Previous Year	24,348	5,177	-	-	21,600	1,311	-	6,555	
b.	Current Year	20,750	4,412	-	-	18,459	1,117	-	5,586	
8	Claims Incurred (5+6-7a+7b)	4,689	997	-	-	4,171	252	-	1,262	
9	Surplus Underwriting (4-8)	24,568	8,591	58	-	17,748	3,288	-	12,181	





Usaha Asuransi Umum & Reasuransi Syariah  
 Sharia General Insurance & Reinsurance Business

TABEL: 4.5B.9 / TABLE: 4.5B.9  
 REKAPITULASI PREMI, KLAIM DAN KOMISI TAHUN 2014  
 RECAPITULATION OF PREMIUMS, CLAIMS AND COMMISSIONS YEAR 2014

Lini Usaha : Satelit

Line of Business : Satellite

No. (1)	Uraian Description (2)	REASURANSI DAN KOMISI						TOTAL (3+4+5+6-7-8-9) (10)	
		Pos Langsung DIRECT BUSINESS (3)	Dalam Negeri DOMESTIC (4)	INWARD ASEAN (5)	Lainnya OTHER (6)	Dalam Negeri DOMESTIC (7)	OUTWARD ASEAN (8)		Lainnya OTHER (9)
1	Premium Written	-	-	-	-	-	-	-	-
2	Commission	-	-	-	-	-	-	-	-
3	Reserves for Unexpired Risk:								
a.	Previous Year	-	-	-	-	-	-	-	-
b.	Current Year	-	-	-	-	-	-	-	-
4	Premium Earned (1-2+3a-3b)	-	-	-	-	-	-	-	-
5	Claims Paid	-	-	-	-	-	-	-	-
6	Loss Adjustment Expenses								
7	Outstanding Claim :								
a.	Previous Year	-	-	-	-	-	-	-	-
b.	Current Year	-	-	-	-	-	-	-	-
8	Claims Incurred (5+6-7a+7b)	-	-	-	-	-	-	-	-
9	Surplus Underwriting (4-8)	-	-	-	-	-	-	-	-

**Usaha Asuransi Umum & Reasuransi Syariah**  
*Sharia General Insurance & Reinsurance Business*

**TABEL: 4.5B.10** *TABLE: 4.5B.10*  
**REKAPITULASI PREMI, KLAIM DAN KOMISI TAHUN 2014**  
**RECAPITULATION OF PREMIUMS, CLAIMS AND COMMISSIONS YEAR 2014**

**Lini Usaha : Energi Darat**

*Line of Business : Energy On Shore*

**Dalam Jutaan Rupiah**  
*In Million Rupiah*

No. (1)	Uraian Description (2)	REASURANSI DAN KOMISI							TOTAL (3+4+5+6-7-8-9) (10)
		Pos Langsung DIRECT BUSINESS (3)	Dalam Negeri DOMESTIC (4)	INWARD ASEAN ASEAN (5)	Lainnya OTHER (6)	Dalam Negeri DOMESTIC (7)	OUTWARD ASEAN ASEAN (8)	Lainnya OTHER (9)	
1	Premium Written	406	6	-	-	437	-	-	(25)
2	Commission	6	1	-	-	(5)	-	-	12
3	Reserves for Unexpired Risk:								
a.	Previous Year	(30)	(0)	-	-	(32)	-	-	2
b.	Current Year	16	0	-	-	17	-	-	(1)
4	Premium Earned (1-2+3a-3b)	354	4	-	-	392	-	-	(34)
5	Claims Paid	-	-	-	-	-	-	-	-
6	Loss Adjustment Expenses								-
7	Outstanding Claim :								
a.	Previous Year	-	-	-	-	-	-	-	101
b.	Current Year	-	-	-	-	-	-	-	-
8	Claims Incurred (5+6-7a+7b)	-	-	-	-	-	-	-	(101)
9	Surplus Underwriting (4-8)	354	4	-	-	392	-	-	67

Usaha Asuransi Umum & Reasuransi Syariah  
 Sharia General Insurance & Reinsurance Business

TABEL: 4.5B.11 /TABLE: 4.5B.11

REKAPITULASI PREMI, KLAIM DAN KOMISI TAHUN 2014

RECAPITULATION OF PREMIUMS, CLAIMS AND COMMISSIONS YEAR 2014

Lini Usaha : Energi Lepas Pantai

Line of Business : Energy Off Shore

Dalam Jutaan Rupiah  
 In Million Rupiah

No. (1)	Uraian Description (2)	REASURANSI DAN KOMISI							TOTAL (3+4+5+6-7-8-9) (10)
		Pos Langsung DIRECT BUSINESS (3)	Dalam Negeri DOMESTIC (4)	INWARD ASEAN ASEAN (5)	Lainnya OTHER (6)	Dalam Negeri DOMESTIC (7)	OUTWARD ASEAN ASEAN (8)	Lainnya OTHER (9)	
1	Premium Written	-	0	-	-	-	-	-	0
2	Commission	-	0	-	-	-	-	-	0
3	Reserves for Unexpired Risk:								
a.	Previous Year	-	0	-	-	-	-	-	0
b.	Current Year	-	0	-	-	-	-	-	0
4	Premium Earned (1-2+3a-3b)	-	0	-	-	-	-	-	0
5	Claims Paid	-	-	-	-	-	-	-	-
6	Loss Adjustment Expenses								-
7	Outstanding Claim :								
a.	Previous Year	-	-	-	-	-	-	-	-
b.	Current Year	-	-	-	-	-	-	-	-
8	Claims Incurred (5+6-7a+7b)	-	-	-	-	-	-	-	-
9	Surplus Underwriting (4-8)	-	0	-	-	-	-	-	0

**Usaha Asuransi Umum & Reasuransi Syariah**  
*Sharia General Insurance & Reinsurance Business*

**TABEL: 4.5B.12** (TABLE: 4.5B.12)  
**REKAPITULASI PREMI, KLAIM DAN KOMISI TAHUN 2014**  
**RECAPITULATION OF PREMIUMS, CLAIMS AND COMMISSIONS YEAR 2014**

**Lini Usaha : ReKayasa**  
*Line of Business : Engineering*

No. (1)	Uraian Description (2)	Pos Langsung DIRECT BUSINESS (3)	REASURANSI DAN KOMISI				Lainnya OTHER (9)	TOTAL (3+4+5+6-7-8-9) (10)	
			Dalam Negeri DOMESTIC (4)	INWARD ASEAN (5)	Dalam Negeri DOMESTIC (7)	OUTWARD ASEAN (8)			
1	Premium Written	10,781	6,551	85	-	5,162	2,081	-	10,173
2	Commission	1,936	458	9	-	(71)	12	-	2,462
3	Reserves for Unexpired Risk:								
a.	Previous Year	2,172	1,320	17	-	1,040	419	-	2,050
b.	Current Year	2,486	1,510	20	-	1,190	480	-	2,346
4	Premium Earned (1-2+3a-3b)	8,531	5,902	74	-	5,083	2,009	-	7,415
5	Claims Paid	6,711	3,584	45	-	2,232	1,131	-	6,977
6	Loss Adjustment Expenses								-
7	Outstanding Claim :								
a.	Previous Year	9,277	4,955	62	-	3,086	1,564	-	9,645
b.	Current Year	6,737	3,598	45	-	2,241	1,136	-	7,004
8	Claims Incurred (5+6-7a+7b)	4,170	2,227	28	-	1,387	703	-	4,336
9	Surplus Underwriting (4-8)	4,361	3,675	46	-	3,696	1,306	-	3,079

Dalam Jutaan Rupiah  
*In Million Rupiah*

Usaha Asuransi Umum & Reasuransi Syariah  
Sharia General Insurance & Reinsurance Business

TABEL: 4.5B.13 (TABLE: 4.5B.13)  
REKAPITULASI PREMI, KLAIM DAN KOMISI TAHUN 2014  
RECAPITULATION OF PREMIUMS, CLAIMS AND COMMISSIONS YEAR 2014

Line of Business : Tanggung Gugat

Line of Business : Liability

No. (1)	Uraian Description (2)	Pos Langsung DIRECT BUSINESS (3)	REASURANSI DAN KOMISI				Lainnya OTHER (9)	TOTAL (3+4+5+6+7-8-9) (10)	
			Dalam Negeri DOMESTIC (4)	INWARD ASEAN ASEAN (5)	Lainnya OTHER (6)	Dalam Negeri DOMESTIC (7)			OUTWARD ASEAN ASEAN (8)
1	Premium Written	4,855	-	-	-	751	117	-	4,307
2	Commission	2,191	-	-	-	428	57	-	1,728
3	Reserves for Unexpired Risk:								
a.	Previous Year	837	-	-	-	130	20	-	743
b.	Current Year	867	-	-	-	134	21	-	769
4	Premium Earned (1-2+3a-3b)	2,634	-	-	-	318	60	-	2,552
5	Claims Paid	636	-	-	-	392	-	-	244
6	Loss Adjustment Expenses								-
7	Outstanding Claim :								
a.	Previous Year	2,016	-	-	-	1,243	-	-	773
b.	Current Year	1,359	-	-	-	838	-	-	521
8	Claims Incurred (5+6-7a+7b)	(21)	-	-	-	(13)	-	-	(8)
9	Surplus Underwriting (4-8)	2,655	296	-	-	331	60	-	2,560

**Usaha Asuransi Umum & Reasuransi Syariah**  
*Sharia General Insurance & Reinsurance Business*

**TABEL: 4.5B.14** /TABLE: 4.5B.14

**REKAPITULASI PREMI, KLAIM DAN KOMISI TAHUN 2014**

RECAPITULATION OF PREMIUMS, CLAIMS AND COMMISSIONS YEAR 2014

Lini Usaha : Kecelakaan Diri dan Kesehatan

Line of Business : Personal Accident & Health and Life Insurance

Dalam Jutaan Rupiah  
*In Million Rupiah*

No. (1)	Uraian Description (2)	REASURANSI DAN KOMISI							TOTAL (3+4+5+6+7+8+9) (10)
		Pos Langsung DIRECT BUSINESS (3)	Dalam Negeri DOMESTIC (4)	INWARD ASEAN ASEAN (5)	Lainnya OTHER (6)	Dalam Negeri DOMESTIC (7)	OUTWARD ASEAN ASEAN (8)	Lainnya OTHER (9)	
1	Premium Written	146,743	42,634	-	-	17,810	7,686	-	163,880
2	Commission	55,216	7,495	-	-	165	389	-	62,158
3	Reserves for Unexpired Risk:								
a.	Previous Year	53,730	15,610	-	-	6,521	2,814	-	60,005
b.	Current Year	44,244	12,854	-	-	5,370	2,318	-	49,411
4	Premium Earned (1-2+3a-3b)	101,013	37,895	-	-	18,796	7,795	-	112,317
5	Claims Paid	40,399	23,938	-	-	9,604	1,947	-	52,786
6	Loss Adjustment Expenses								-
7	Outstanding Claim :								
a.	Previous Year	20,571	12,189	-	-	4,890	991	-	26,879
b.	Current Year	4,748	2,814	-	-	1,129	229	-	6,204
8	Claims Incurred (5+6-7a+7b)	24,576	14,562	-	-	5,842	1,184	-	32,111
9	Surplus Underwriting (4-8)	76,438	23,333	-	-	12,954	6,610	-	80,206

**Usaha Asuransi Umum & Reasuransi Syariah**  
*Sharia General Insurance & Reinsurance Business*

**TABEL: 4.5B.15** /TABLE: 4.5B.15  
**REKAPITULASI PREMI, KLAIM DAN KOMISI TAHUN 2014**  
**RECAPITULATION OF PREMIUMS, CLAIMS AND COMMISSIONS YEAR 2014**

**Line Usaha : Kredit**  
*Line of Business : Credit*

No. (1)	Uraian Description (2)	Pos Langsung DIRECT BUSINESS (3)	REASURANSI DAN KOMISI				Lainnya OTHER (9)	TOTAL (3+4+5+6-7-8-9) (10)
			Dalam Negeri DOMESTIC (4)	INWARD ASEAN ASEAN (5)	Lainnya OTHER (6)	Dalam Negeri DOMESTIC (7)		
1	Premium Written	1,145	8,675	-	-	-	-	7,099
2	Commission	461	-	-	-	-	-	461
3	Reserves for Unexpired Risk:							
a.	Previous Year	489	3,701	-	-	-	-	3,029
b.	Current Year	487	3,692	-	-	-	-	3,021
4	Premium Earned (1-2+3a-3b)	686	8,684	-	-	-	-	6,646
5	Claims Paid	-	3,120	-	-	-	-	2,590
6	Loss Adjustment Expenses							-
7	Outstanding Claim :							
a.	Previous Year	-	2,735	-	-	-	-	2,271
b.	Current Year	-	2,093	-	-	-	-	1,737
8	Claims Incurred (5+6-7a+7b)	-	2,478	-	-	-	-	2,057
9	Surplus Underwriting (4-8)	686	6,207	-	-	-	-	4,589

**Usaha Asuransi Umum & Reasuransi Syariah**  
*Sharia General Insurance & Reinsurance Business*

**TABEL: 4.5B.16** /TABLE: 4.5B.16  
**REKAPITULASI PREMI, KLAIM DAN KOMISI TAHUN 2014**  
**RECAPITULATION OF PREMIUMS, CLAIMS AND COMMISSIONS YEAR 2014**

Lini Usaha : Suretyship  
*Line of Business : Suretyship*

No. (1)	Uraian Description (2)	REASURANSI DAN KOMISI						TOTAL (3+4+5+6-7-8-9) (10)	
		Pos Langsung DIRECT BUSINESS (3)	Dalam Negeri DOMESTIC (4)	INWARD ASEAN (5)	Lainnya OTHER (6)	Dalam Negeri DOMESTIC (7)	OUTWARD ASEAN (8)		Lainnya OTHER (9)
1	Premium Written	-	-	-	-	-	-	-	-
2	Commission	-	-	-	-	-	-	-	-
3	Reserves for Unexpired Risk:								
a.	Previous Year	-	-	-	-	-	-	-	-
b.	Current Year	-	-	-	-	-	-	-	-
4	Premium Earned (1-2+3a-3b)	-	-	-	-	-	-	-	-
5	Claims Paid	-	-	-	-	-	-	-	-
6	Loss Adjustment Expenses								
7	Outstanding Claim :								
a.	Previous Year	-	-	-	-	-	-	-	-
b.	Current Year	-	-	-	-	-	-	-	-
8	Claims Incurred (5+6-7a+7b)	-	-	-	-	-	-	-	-
9	Surplus Underwriting (4-8)	-	-	-	-	-	-	-	-

Dalam Jutaan Rupiah  
*In Million Rupiah*



**Usaha Asuransi Umum & Reasuransi Syariah**  
*Sharia General Insurance & Reinsurance Business*

TABEL: 4.5B.17 (TABLE: 4.5B.17)

**REKAPITULASI PREMI, KLAIM DAN KOMISI TAHUN 2014**

RECAPITULATION OF PREMIUMS, CLAIMS AND COMMISSIONS YEAR 2014

Lini Usaha : Aneka

Line of Business : Others

Dalam Jutaan Rupiah  
*In Million Rupiah*

No. (1)	Uraian Description (2)	REASURANSI DAN KOMISI						TOTAL (3+4+5+6+7-8-9) (10)	
		Pos Langsung DIRECT BUSINESS (3)	Dalam Negeri DOMESTIC (4)	INWARD ASEAN ASEAN (5)	Lainnya OTHER (6)	Dalam Negeri DOMESTIC (7)	OUTWARD ASEAN ASEAN (8)		Lainnya OTHER (9)
1	Premium Written	54,456	290,330	140	-	19,852	27,851	-	297,223
2	Commission	13,961	17,022	13	-	2	582	-	30,412
3	Reserves for Unexpired Risk:								
a.	Previous Year	23,120	123,262	60	-	8,428	11,825	-	126,188
b.	Current Year	17,983	95,879	46	-	6,556	9,198	-	98,155
4	Premium Earned (1-2+3a-3b)	45,631	300,691	141	-	21,723	29,896	-	294,844
5	Claims Paid	18,112	231,797	23	-	9,723	14,920	-	225,290
6	Loss Adjustment Expenses								-
7	Outstanding Claim :								
a.	Previous Year	2,927	37,465	4	-	1,571	2,411	-	36,413
b.	Current Year	4,431	56,705	6	-	2,378	3,650	-	55,113
8	Claims Incurred (5+6-7a+7b)	19,615	251,037	25	-	10,530	16,158	-	243,990
9	Surplus Underwriting (4-8)	26,016	49,654	116	-	11,193	13,738	-	50,854

Usaha Asuransi Kenugian dan Reasuransi  
 Non Life Insurance and Reinsurance Business  
 TABEL : 4.6B / TABLE : 4.6B  
 PREMI USAHA ASURANSI KERUGIAN DAN REASURANSI TAHUN 2014  
 PREMIUMS OF NON LIFE INSURANCE AND REINSURANCE BUSINESS IN 2014

Lini Usaha : Seluruh Cabang  
 Line of Business : All Branch

Dalam Jutaan Rupiah  
 In Million Rupiah

NO	NAMA PERUSAHAAN NAME OF COMPANY	POS LANGSUNG DIRECT BUSINESS	REASURANSI DAN KOMISI / REINSURANCE AND COMMISSION				OUTWARD				PREMI NETO NET PREMIUM	CADANGAN PREMI PREMIUM RESERVE		PENDAPATAN PREMI INCOME		
			INWARD	KOMISI COMMISSION	DALAM NEGERI DOMESTIC	ABROAD	DALAM NEGERI DOMESTIC	ASEAN	ASEAN	LAJINNYA OTHERS		TAHUN LALU PAST YEAR	TAHUN BERJALAN CURRENT YEAR			
(1)	(2)	(3)	(4)	(5)	(6)	(7)	(8)	(9)	(10)	(11)	(12)	(13)	(14)	(15)	(16)	
SWASTA NASIONAL / PRIVATE :																
1	PT Asuransi Adira Dinamika	84,378	0	0	0	0	0	7,115	0	0	0	0	77,263	46,142	47,010	76,395
2	PT Asuransi Astra Buana	240,792	21,576	0	0	0	0	14,106	463	0	0	0	204,647	151,731	101,800	254,578
3	PT Asuransi Bangun Askrida	82,053	1,404	391	0	0	0	14,200	105	0	0	723	67,457	13,889	19,076	62,271
4	PT Asuransi Bina Dana Arta Tbk.	5,205	0	0	0	0	0	3,688	0	0	0	0	1,517	430	1,537	411
5	PT Asuransi Bintang Tbk.	82,855	13,028	0	0	0	0	232	0	0	0	0	69,596	9,939	2,011	77,525
6	PT Asuransi Brinjing Segitihara Adaimakmur	13,316	0	18	0	0	0	11,388	0	0	0	0	1,946	1,816	0	3,807
7	PT Asuransi Umum Bumiputera Muda 1967	37,397	0	0	0	0	0	6,211	0	0	0	0	31,186	8,419	9,600	30,005
8	PT Asuransi Centria Asia	35,173	319	0	0	0	0	5,991	76	0	0	0	28,787	7,526	5,158	31,154
9	PT Asuransi Ekspor Indonesia (Persero)	8,436	0	325	0	0	0	6,932	0	0	0	0	1,829	631	1,391	1,089
10	PT Asuransi Jasa Indonesia (Persero)	69,532	1,366	26	0	0	0	9,002	0	0	46	59,236	19,951	45,445	33,742	(60)
11	PT Asuransi Jasa Rahajaya Putera	2,166	1,366	0	0	0	0	613	0	0	46	223	21	304	304	63,083
12	PT Jaya Proteksi Takaful	69,512	233	0	0	0	72	7,938	3,507	0	573	56,335	23,342	23,594	23,594	47,325
13	PT Asuransi Umum Mega	45,846	80	0	0	0	0	1,121	0	0	0	0	44,645	18,236	15,556	47,325
14	PT Asuransi Mitra Maparya	876	0	0	0	0	0	1,046	0	0	0	0	(170)	37	15	(146)
15	PT Pan Pacific Insurance (dih. PT Auransi Jaya Intl)	4,945	0	0	0	0	0	1,411	0	0	0	0	3,533	721	2,339	1,916
16	PT Asuransi Parolamas	(69)	0	0	0	0	0	880	0	0	0	0	(950)	3,845	2,028	867
17	PT Asuransi Ramayana Tbk.	9,082	8	0	0	0	0	3,130	0	0	0	0	5,945	14,844	13,134	7,655
18	PT Asuransi Sinar Mas	52,850	0	161	0	0	0	5,515	0	0	0	0	47,497	15,186	17,639	45,044
19	PT Sisco Jasa Pratama	7,082	0	0	0	0	0	3,751	0	0	0	0	3,351	1,880	1,340	3,890
20	PT Asuransi Takaful Umum	118,486	0	282	0	0	0	18,532	3,043	0	0	0	97,194	42,903	36,885	103,211
21	PT Asuransi Tri Pakarta	54,449	67	591	0	0	0	26,288	2	0	0	0	28,713	41,810	33,592	36,931
22	PT Tugu Pratama Indonesia	23,919	0	0	0	0	0	18,542	0	0	0	0	5,377	1,295	2,151	4,521
23	PT Asuransi Wahana Tata	1,602	0	0	0	0	0	331	0	0	0	0	1,271	0	405	866
<b>JUMLAH / SUB TOTAL</b>			<b>1,049,873</b>	<b>39,446</b>	<b>1,795</b>	<b>0</b>	<b>72</b>	<b>167,912</b>	<b>7,197</b>	<b>0</b>	<b>1,388</b>	<b>838,430</b>	<b>429,593</b>	<b>381,965</b>	<b>886,058</b>	
PATUNGAN / JOINT VENTURE :																
(1)	(2)	(3)	(4)	(5)	(6)	(7)	(8)	(9)	(10)	(11)	(12)	(13)	(14)	(15)	(16)	
1	PT Asuransi Allianz Utama Indonesia	6,103	0	0	0	0	0	367	0	0	0	0	5,741	845	1,439	5,147
2	PT Chartis Insurance Indonesia (dih. PT Asuransi AUI Indonesia)	4	0	0	0	0	0	0	0	0	0	0	4	3	3	3
<b>JUMLAH / SUB TOTAL</b>			<b>6,112</b>	<b>0</b>	<b>0</b>	<b>0</b>	<b>0</b>	<b>367</b>	<b>0</b>	<b>0</b>	<b>0</b>	<b>5,745</b>	<b>848</b>	<b>1,442</b>	<b>5,150</b>	
REASURANSI / REINSURANCE :																
1	PT Reasuransi International Indonesia	0	0	222,632	718	0	0	1,686	32,911	0	0	0	188,754	81,646	83,233	187,166
2	PT MasKapai Reasuransi Indonesia	0	0	49,764	981	0	0	633	11,207	0	0	0	38,906	10,203	11,753	37,356
3	PT Reasuransi Nasional Indonesia	0	0	151,388	0	0	0	13,843	0	0	0	0	137,545	62,632	34,936	165,241
<b>JUMLAH / SUB TOTAL</b>			<b>0</b>	<b>423,784</b>	<b>1,700</b>	<b>0</b>	<b>2,318</b>	<b>57,961</b>	<b>43,118</b>	<b>0</b>	<b>0</b>	<b>365,205</b>	<b>154,481</b>	<b>129,923</b>	<b>389,763</b>	
<b>JUMLAH SELURUHNYA</b>			<b>1,055,985</b>	<b>39,446</b>	<b>425,579</b>	<b>1,700</b>	<b>72</b>	<b>170,598</b>	<b>65,158</b>	<b>0</b>	<b>1,388</b>	<b>1,209,379</b>	<b>584,922</b>	<b>513,330</b>	<b>1,280,972</b>	

Usaha Asuransi Kerugian dan Reasuransi  
*Non Life Insurance and Reinsurance Business*  
 TABEL : 4.6B.1 / TABLE : 4.6B.1  
 PREMI USAHA ASURANSI KERUGIAN DAN REINSURANCE BUSINESS IN 2014  
 PREMIUMS OF NON LIFE INSURANCE AND REINSURANCE BUSINESS IN 2014

Lini Usaha : Harta Benda  
 Line of Business : Property

Dalam Jutaan Rupiah  
 In Million Rupiah

NO	NAMA PERUSAHAAN NAME OF COMPANY	POS LANGSUNG DIRECT BUSINESS	KOMISI COMMISSION	REASURANSI DAN KOMISI / REINSURANCE AND COMMISSION			OUTWARD			PREMI NETTO NET PREMIUM	CADANGAN PREMI PREMIUM RESERVE		PENDAPATAN PREMI INCOME PREMIUM		
				INWARD	KOMISI		DAMAI				ASEAN			TAHUN LALU PAST YEAR	TAHUN BERJALAN CURRENT YEAR
(1)	(2)	(3)	(4)	(5)	(6)	(7)	(8)	(9)	(10)	(11)	(12)	(13)	(14)	(15)	(16)
SWASTA NASIONAL / PRIVATE :															
1	PT Asuransi Adira Dinamika	3,471	0	0	0	0	0	1,603	0	0	0	1,888	963	1,042	1,789
2	PT Asuransi Astra Buana	3,339	631	0	0	0	0	727	0	0	0	1,981	976	1,175	1,782
3	PT Asuransi Bangun Askrida	5,198	540	81	0	0	0	1,263	8	0	68	3,536	1,155	1,203	3,487
4	PT Asuransi Bina Dana Arta Tbk.	0	0	0	0	0	0	0	0	0	0	0	0	0	0
5	PT Asuransi Bintang Tbk.	1,590	3,151	0	0	0	0	71	0	0	0	(1,631)	146	427	(1,912)
6	PT Asuransi Brinjing Segitihara Adarmakmur	3,144	0	0	0	0	0	2,856	0	0	0	288	957	0	1,245
7	PT Asuransi Umum Bumiputera Muda 1967	4,074	0	0	0	0	0	1,413	0	0	0	2,660	883	768	2,776
8	PT Asuransi Central Asia	3,536	145	0	0	0	0	1,217	17	0	0	2,157	576	273	2,459
9	PT Asuransi Ekspor Indonesia (Persero)	0	0	0	0	0	0	0	0	0	0	0	0	0	0
10	PT Asuransi Jasa Indonesia (Persero)	8,126	124	8	0	0	0	1,324	0	0	1	6,687	2,501	3,493	5,695
11	PT Asuransi Jasa Raharja Putera	169	124	0	0	0	0	54	0	0	1	(8)	2	7	(13)
12	PT Jaya Probeksi Takaful	18,327	0	0	0	0	0	3,877	3,361	0	0	11,017	(268)	1,481	9,267
13	PT Asuransi Umum Mega	727	0	0	0	0	0	219	0	0	0	508	82	164	425
14	PT Asuransi Mitra Mapanya	361	0	0	0	0	0	322	0	0	0	39	7	31	16
15	PT Pan Pacific Insurance (dth PT Aurenisi Jaya Inti)	189	0	0	0	0	0	163	0	0	0	25	0	23	3
16	PT Asuransi Parolamas	0	0	0	0	0	0	4	0	0	0	(50)	748	434	264
17	PT Asuransi Ramayana Tbk	5,886	0	0	0	0	0	1,836	0	0	0	4,050	2,636	4,757	1,929
18	PT Asuransi Sinar Mas	4,582	0	14	0	0	0	1,421	0	0	0	3,175	1,144	1,698	2,621
19	PT Sisco Jasa Pratama	1,344	0	0	0	0	0	616	0	0	0	728	472	291	909
20	PT Asuransi Takaful Umum	33,238	0	164	0	0	0	8,469	1,022	0	0	23,912	20,575	14,096	30,391
21	PT Asuransi Tri Pakarta	0	0	0	0	0	0	0	0	0	0	0	0	4,429	(4,429)
22	PT Tugu Pratama Indonesia	11,067	0	0	0	0	0	10,506	0	0	0	561	139	224	476
23	PT Asuransi Wahana Tata	354	0	0	0	0	0	92	0	0	0	262	0	80	181
<b>JUMLAH / SUB TOTAL</b>		<b>108,673</b>	<b>4,714</b>	<b>267</b>	<b>0</b>	<b>0</b>	<b>72</b>	<b>38,052</b>	<b>4,408</b>	<b>0</b>	<b>70</b>	<b>61,764</b>	<b>33,693</b>	<b>36,097</b>	<b>59,360</b>
PATUNGAN / JOINT VENTURE :															
(1)	(2)	(3)	(4)	(5)	(6)	(7)	(8)	(9)	(10)	(11)	(12)	(13)	(14)	(15)	(16)
1	PT Asuransi Allianz Utama Indonesia	824	0	0	0	0	0	8	0	0	0	816	272	172	916
2	PT Chartis Insurance Indonesia (dth PT Asuransi AUI Indonesia)	0	0	0	0	0	0	0	0	0	0	0	0	0	0
<b>JUMLAH / SUB TOTAL</b>		<b>824</b>	<b>0</b>	<b>0</b>	<b>0</b>	<b>0</b>	<b>0</b>	<b>8</b>	<b>0</b>	<b>0</b>	<b>0</b>	<b>816</b>	<b>272</b>	<b>172</b>	<b>916</b>
REASURANSI / REINSURANCE :															
1	PT Reasuransi International Indonesia	0	0	14,556	718	0	0	0	4,265	0	0	11,009	3,832	4,841	10,000
2	PT Meskapri Reasuransi Indonesia	0	0	2,679	560	0	0	0	1,643	0	0	1,586	477	5	2,068
3	PT Reasuransi Nasional Indonesia	0	0	18,403	0	0	0	0	5,717	0	0	12,695	1,465	1,697	12,454
<b>JUMLAH / SUB TOTAL</b>		<b>0</b>	<b>0</b>	<b>35,638</b>	<b>1,279</b>	<b>0</b>	<b>0</b>	<b>0</b>	<b>11,626</b>	<b>0</b>	<b>0</b>	<b>25,291</b>	<b>5,774</b>	<b>6,543</b>	<b>24,521</b>
<b>JUMLAH SELURUHNYA GRAND TOTAL</b>		<b>109,498</b>	<b>4,714</b>	<b>35,905</b>	<b>1,279</b>	<b>0</b>	<b>72</b>	<b>38,060</b>	<b>16,034</b>	<b>0</b>	<b>70</b>	<b>87,871</b>	<b>39,739</b>	<b>42,812</b>	<b>84,798</b>



Usaha Asuransi Kenugian dan Reasuransi  
*Non Life Insurance and Reinsurance Business*  
 TABEL : 4.6B.3 / TABLE : 4.6B.3  
 PREMI USAHA ASURANSI KERUGIAN DAN REASURANSI TAHUN 2014  
 PREMIUMS OF NON LIFE INSURANCE AND REINSURANCE BUSINESS IN 2014

Lini Usaha : Pengangkutan  
 Line of Business : Marine Cargo

Dalam Jutaan Rupiah  
 In Million Rupiah

NO	NAMA PERUSAHAAN NAME OF COMPANY	POS LANGSUNG DIRECT BUSINESS	KOMISI COMMISSION	REASURANSI DAN KOMISI / REINSURANCE AND COMMISSION			OUTWARD			PREMI NETO		CADANGAN PREMI / PREMIUM RESERVE		PENDAPATAN PREMI / INCOME	
				DALAM NEGERI DOMESTIC	ABROAD	KOMISI COMMISSION	DALAM NEGERI DOMESTIC	ASEAN	LAINNYA OTHERS	ASEAN	LAINNYA OTHERS	PREMIUM	NET		TAHUN LALU PAST YEAR
(1)	(2)	(3)	(4)	(5)	(6)	(7)	(8)	(9)	(10)	(11)	(12)	(13)	(14)	(15)	(16)
SWASTA NASIONAL / PRIVATE :															
1	PT Asuransi Adira Dinamika	515	0	0	0	0	0	415	0	0	0	99	307	68	339
2	PT Asuransi Astra Buana	369	11	0	0	0	0	343	0	0	0	15	193	12	196
3	PT Asuransi Bangun Askrida	64	22	9	0	0	0	26	0	0	13	38	0	1	38
4	PT Asuransi Bina Dana Aira Tbk.	0	0	0	0	0	0	0	0	0	0	0	0	0	0
5	PT Asuransi Bintang Tbk.	35	233	0	0	0	0	1	0	0	0	(199)	0	0	(199)
6	PT Asuransi Bintang Sejahtera Ardamakmur	183	0	2	0	0	0	138	0	0	0	47	0	(50)	97
7	PT Asuransi Umum Bumiputera Muda 1967	1.190	0	0	0	0	0	403	0	0	0	786	72	21	838
8	PT Asuransi Centra Asia	72	8	0	0	0	0	20	0	0	0	45	0	8	37
9	PT Asuransi Ekspor Indonesia (Persero)	0	0	0	0	0	0	0	0	0	0	0	0	0	0
10	PT Asuransi Jasa Indonesia (Persero)	731	0	0	0	0	0	233	0	0	0	488	291	18	771
11	PT Asuransi Jasa Rahajaya Putera	0	0	0	0	0	0	0	0	0	0	0	0	0	0
12	PT Jaya Proteksi Takatuf	1.158	233	0	0	0	0	389	21	0	0	505	2	2	505
13	PT Asuransi Umum Mega	199	80	0	0	0	0	12	0	0	0	108	0	0	108
14	PT Asuransi Mitra Maparya	0	0	0	0	0	0	0	0	0	0	0	0	0	0
15	PT Pan Pacific Insurance (dih PT Auransi Jaya Inti)	0	0	0	0	0	0	0	0	0	0	0	0	0	0
16	PT Asuransi Parolamas	0	0	0	0	0	0	0	0	0	0	0	0	0	0
17	PT Asuransi Ramayana Tbk.	232	8	0	0	0	0	52	0	0	0	173	7	1	179
18	PT Asuransi Sinar Mas	131	0	0	0	0	0	98	0	0	0	33	3	4	31
19	PT Saco Jasa Pratama	113	0	0	0	0	0	79	0	0	0	34	68	13	86
20	PT Asuransi Takatuf Umum	4.835	0	5	0	0	0	1.673	816	0	0	2.350	504	24	2.831
21	PT Asuransi Tri Pakarta	653	67	3	0	0	0	194	0	0	0	395	(39)	(36)	392
22	PT Tugu Pratama Indonesia	0	0	0	0	0	0	0	0	0	0	0	11	0	11
23	PT Asuransi Wahana Tata	0	0	0	0	0	0	0	0	0	0	0	0	0	0
	<b>JUMLAH / SUB TOTAL</b>	<b>10.481</b>	<b>661</b>	<b>18</b>	<b>0</b>	<b>0</b>	<b>0</b>	<b>4.087</b>	<b>837</b>	<b>0</b>	<b>13</b>	<b>4.927</b>	<b>1.421</b>	<b>86</b>	<b>6.262</b>
PATUNGAN / JOINT VENTURE :															
(1)	(2)	(3)	(4)	(5)	(6)	(7)	(8)	(9)	(10)	(11)	(12)	(13)	(14)	(15)	(16)
1	PT Asuransi Allianz Utama Indonesia	0	0	0	0	0	0	0	0	0	0	0	0	0	0
2	PT Charis Insurance Indonesia (dih PT Asuransi AUI Indonesia)	0	0	0	0	0	0	0	0	0	0	0	0	0	0
	<b>JUMLAH / SUB TOTAL</b>	<b>0</b>	<b>0</b>	<b>0</b>	<b>0</b>	<b>0</b>	<b>0</b>	<b>0</b>	<b>0</b>	<b>0</b>	<b>0</b>	<b>0</b>	<b>0</b>	<b>0</b>	<b>0</b>
REASURANSI / REINSURANCE :															
1	PT Reasuransi International Indonesia	0	0	2.346	0	0	0	0	537	0	0	1.809	135	181	1.763
2	PT Maskapai Reasuransi Indonesia	0	0	790	112	0	0	0	447	0	0	465	57	0	512
3	PT Reasuransi Nasional Indonesia	0	0	2.509	0	0	0	0	1.099	0	0	1.410	0	339	1.071
	<b>JUMLAH / SUB TOTAL</b>	<b>0</b>	<b>0</b>	<b>5.645</b>	<b>112</b>	<b>0</b>	<b>0</b>	<b>0</b>	<b>2.082</b>	<b>0</b>	<b>0</b>	<b>3.674</b>	<b>191</b>	<b>520</b>	<b>3.346</b>
	<b>JUMLAH SELURUHNYA</b>	<b>10.481</b>	<b>661</b>	<b>5.663</b>	<b>112</b>	<b>0</b>	<b>0</b>	<b>4.087</b>	<b>2.920</b>	<b>0</b>	<b>13</b>	<b>8.601</b>	<b>1.612</b>	<b>606</b>	<b>9.608</b>



Usaha Asuransi Kerugian dan Reasuransi  
 Non Life Insurance and Reinsurance Business  
 TABLE : 4.6B.5 / TABLE : 4.6B.5  
 PREMI USAHA ASURANSI KERUGIAN DAN REASURANSI TAHUN 2014  
 PREMIUMS OF NON LIFE INSURANCE AND REINSURANCE BUSINESS IN 2014

Lini Usaha : Rangka Pesawat  
 Line of Business : Aviation

Dalam Jutaan Rupiah  
 In Million Rupiah

NO	NAMA PERUSAHAAN NAME OF COMPANY	POS LANGSUNG DIRECT BUSINESS	REASURANSI DAN KOMISI / REINSURANCE AND COMMISSION			OUTWARD			PREMI NETO NET PREMIUM	CADANGAN PREMI PREMIUM RESERVE		PENDAPATAN PREMI INCOME PREMIUM			
			INWARD	KOMISI COMMISSION		ASEAN	ASEAN	ASEAN		TAHUN LALU PAST YEAR	TAHUN BERJALAN CURRENT YEAR				
(1)	(2)	(3)	(4)	(5)	(6)	(7)	(8)	(9)	(10)	(11)	(12)	(13)	(14)	(15)	(16)
SWASTA NASIONAL / PRIVATE :															
1	PT Asuransi Adira Dinamika	0	0	0	0	0	0	0	0	0	0	0	0	0	0
2	PT Asuransi Astra Buana	0	0	0	0	0	0	0	0	0	0	0	0	0	0
3	PT Asuransi Bangun Askrida	0	0	0	0	0	0	0	0	0	0	0	0	0	0
4	PT Asuransi Bina Dana Arta Tbk.	0	0	0	0	0	0	0	0	0	0	0	0	0	0
5	PT Asuransi Bintang Tbk.	0	0	0	0	0	0	0	0	0	0	0	0	0	0
6	PT Asuransi Brinjin Segitihara Ardamakmur	0	0	0	0	0	0	0	0	0	0	0	0	0	0
7	PT Asuransi Umum Bumiputera Muda 1967	0	0	0	0	0	0	0	0	0	0	0	0	0	0
8	PT Asuransi Centria Asia	0	0	0	0	0	0	0	0	0	0	0	0	0	0
9	PT Asuransi Ekspor Indonesia (Persero)	0	0	0	0	0	0	0	0	0	0	0	0	0	0
10	PT Asuransi Jasa Indonesia (Persero)	0	0	0	0	0	0	0	0	0	0	0	0	0	0
11	PT Asuransi Jasa Rahajaya Putera	0	0	0	0	0	0	0	0	0	0	0	0	0	0
12	PT Jaya Probeksi Takatuf	0	0	0	0	0	0	0	0	0	0	0	0	0	0
13	PT Asuransi Umum Mega	0	0	0	0	0	0	0	0	0	0	0	0	0	0
14	PT Asuransi Mitra Maparya	0	0	0	0	0	0	0	0	0	0	0	0	0	0
15	PT Pan Pacific Insurance (dth PT Auransi Jaya Intl)	0	0	0	0	0	0	0	0	0	0	0	0	0	0
16	PT Asuransi Parolamas	0	0	0	0	0	0	0	0	0	0	0	0	0	0
17	PT Asuransi Ramayana Tbk.	0	0	0	0	0	0	0	0	0	0	0	0	0	0
18	PT Asuransi Sinar Mas	0	0	0	0	0	0	0	0	0	0	0	0	0	0
19	PT Sisco Jasa Pratama	0	0	0	0	0	0	0	0	0	0	0	0	0	0
20	PT Asuransi Takaful Umum	0	0	0	0	0	0	0	0	0	0	0	0	0	0
21	PT Asuransi Tri Pakarta	0	0	0	0	0	0	0	0	0	0	0	0	0	0
22	PT Tugu Pratama Indonesia	0	0	0	0	0	0	0	0	0	0	0	0	0	0
23	PT Asuransi Wahana Tata	0	0	0	0	0	0	0	0	0	0	0	0	0	0
<b>JUMLAH / SUB TOTAL</b>		<b>0</b>	<b>0</b>	<b>0</b>	<b>0</b>	<b>0</b>	<b>0</b>	<b>0</b>	<b>0</b>	<b>0</b>	<b>0</b>	<b>0</b>	<b>0</b>	<b>0</b>	<b>0</b>
PATUNGAN / JOINT VENTURE :															
(1)	(2)	(3)	(4)	(5)	(6)	(7)	(8)	(9)	(10)	(11)	(12)	(13)	(14)	(15)	(16)
1	PT Asuransi Allianz Utama Indonesia	0	0	0	0	0	0	0	0	0	0	0	0	0	0
2	PT Charis Insurance Indonesia (dth PT Asuransi AUI Indonesia)	0	0	0	0	0	0	0	0	0	0	0	0	0	0
<b>JUMLAH / SUB TOTAL</b>		<b>0</b>	<b>0</b>	<b>0</b>	<b>0</b>	<b>0</b>	<b>0</b>	<b>0</b>	<b>0</b>	<b>0</b>	<b>0</b>	<b>0</b>	<b>0</b>	<b>0</b>	<b>0</b>
REASURANSI / REINSURANCE :															
1	PT Reasuransi Internasional Indonesia	0	0	0	0	0	0	0	0	0	0	0	0	0	0
2	PT Maskapai Reasuransi Indonesia	0	0	0	0	0	0	0	0	0	0	0	0	0	0
3	PT Reasuransi Nasional Indonesia	0	0	0	0	0	0	0	0	0	0	0	0	0	0
<b>JUMLAH / SUB TOTAL</b>		<b>0</b>	<b>0</b>	<b>0</b>	<b>0</b>	<b>0</b>	<b>0</b>	<b>0</b>	<b>0</b>	<b>0</b>	<b>0</b>	<b>0</b>	<b>0</b>	<b>0</b>	<b>0</b>
<b>JUMLAH SELURUHNYA GRAND TOTAL</b>		<b>0</b>	<b>0</b>	<b>0</b>	<b>0</b>	<b>0</b>	<b>0</b>	<b>0</b>	<b>0</b>	<b>0</b>	<b>0</b>	<b>0</b>	<b>0</b>	<b>0</b>	<b>0</b>





Usaha Asuransi Kenugian dan Reasuransi  
*Non Life Insurance and Reinsurance Business*  
 TABLE : 4.6B.7 / TABLE : 4.6B.7  
 PREMI USAHA ASURANSI KERUGIAN DAN REASURANSI TAHUN 2014  
 PREMIUMS OF NON LIFE INSURANCE AND REINSURANCE BUSINESS IN 2014

Lini Usaha : Energi Darat  
 Line of Business : Energy On Shore

Dalam Jutaan Rupiah  
 In Million Rupiah

NO	NAMA PERUSAHAAN NAME OF COMPANY	POS LANGSUNG DIRECT BUSINESS	KOMISI COMMISSION	REASURANSI DAN KOMISI / REINSURANCE AND COMMISSION			OUTWARD			PREMI NETO		CADANGAN PREMI		PENDAPATAN PREMI INCOME PREMIUM	
				DALAM NEGERI DOMESTIC	ASEAN	ABROAD	DALAM NEGERI DOMESTIC	ASEAN	ABROAD	TAHUN LALU PAST YEAR	TAHUN BERJALAN CURRENT YEAR	PREMI NETO PREMIUM NET	TAHUN LALU PAST YEAR		TAHUN BERJALAN CURRENT YEAR
(1)	(2)	(3)	(4)	(5)	(6)	(7)	(8)	(9)	(10)	(11)	(12)	(13)	(14)	(15)	(16)
SWASTA NASIONAL / PRIVATE :															
1	PT Asuransi Adira Dinamika	0	0	0	0	0	0	0	0	0	0	0	0	0	0
2	PT Asuransi Astra Buana	0	0	0	0	0	0	0	0	0	0	0	0	0	0
3	PT Asuransi Bangun Askrida	0	0	0	0	0	0	0	0	0	0	0	0	0	0
4	PT Asuransi Bina Dana Arta Tbk.	0	0	0	0	0	0	0	0	0	0	0	0	0	0
5	PT Asuransi Bintang Tbk.	0	0	0	0	0	0	0	0	0	0	0	0	0	0
6	PT Asuransi Brinjin Segitihara Ardamamur	0	0	0	0	0	0	0	0	0	0	0	0	0	0
7	PT Asuransi Umum Bumpulera Muda 1967	0	0	0	0	0	0	0	0	0	0	0	0	0	0
8	PT Asuransi Centria Asia	0	0	0	0	0	0	0	0	0	0	0	0	0	0
9	PT Asuransi Ekspor Indonesia (Persero)	0	0	0	0	0	0	0	0	0	0	0	0	0	0
10	PT Asuransi Jasa Indonesia (Persero)	0	0	0	0	0	0	0	0	0	0	0	0	0	0
11	PT Asuransi Jasa Rahajaya Putera	0	0	0	0	0	0	0	0	0	0	0	0	0	0
12	PT Jaya Probeksi Takatuf	0	0	0	0	0	0	0	0	0	0	0	0	0	0
13	PT Asuransi Umum Mega	0	0	0	0	0	0	0	0	0	0	0	0	0	0
14	PT Asuransi Mitra Maparya	0	0	0	0	0	0	0	0	0	0	0	0	0	0
15	PT Pan Pacific Insurance (dth PT Auransi Jaya Intl)	0	0	0	0	0	0	0	0	0	0	0	0	0	0
16	PT Asuransi Parolamas	0	0	0	0	0	0	0	0	0	0	0	0	0	0
17	PT Asuransi Ramayana Tbk.	0	0	0	0	0	0	0	0	0	0	0	0	0	0
18	PT Asuransi Sinar Mas	0	0	0	0	0	0	0	0	0	0	0	0	0	0
19	PT Sisco Jasa Pratama	0	0	0	0	0	0	0	0	0	0	0	0	0	0
20	PT Asuransi Takaful Umum	0	0	0	0	0	0	0	0	0	0	0	0	0	0
21	PT Asuransi Tri Pakarta	406	0	0	0	0	0	437	0	0	0	(31)	1	(1)	(29)
22	PT Tugu Pratama Indonesia	0	0	0	0	0	0	0	0	0	0	0	0	0	0
23	PT Asuransi Wahana Tata	0	0	0	0	0	0	0	0	0	0	0	0	0	0
	<b>JUMLAH / SUB TOTAL</b>	<b>406</b>	<b>0</b>	<b>0</b>	<b>0</b>	<b>0</b>	<b>0</b>	<b>437</b>	<b>0</b>	<b>0</b>	<b>0</b>	<b>(31)</b>	<b>1</b>	<b>(1)</b>	<b>(29)</b>
PATUNGAN / JOINT VENTURE :															
(1)	(2)	(3)	(4)	(5)	(6)	(7)	(8)	(9)	(10)	(11)	(12)	(13)	(14)	(15)	(16)
1	PT Asuransi Allianz Utama Indonesia	0	0	0	0	0	0	0	0	0	0	0	0	0	0
2	PT Chartis Insurance Indonesia (dth PT Asuransi AUI Indonesia)	0	0	0	0	0	0	0	0	0	0	0	0	0	0
	<b>JUMLAH / SUB TOTAL</b>	<b>0</b>	<b>0</b>	<b>0</b>	<b>0</b>	<b>0</b>	<b>0</b>	<b>0</b>	<b>0</b>	<b>0</b>	<b>0</b>	<b>0</b>	<b>0</b>	<b>0</b>	<b>0</b>
REASURANSI / REINSURANCE :															
1	PT Reasuransi International Indonesia	0	0	0	0	0	0	0	0	0	0	0	0	0	0
2	PT Maskapai Reasuransi Indonesia	0	0	6	0	0	0	0	0	0	0	0	6	1	0
3	PT Reasuransi Nasional Indonesia	0	0	0	0	0	0	0	0	0	0	0	0	0	0
	<b>JUMLAH / SUB TOTAL</b>	<b>0</b>	<b>0</b>	<b>6</b>	<b>0</b>	<b>0</b>	<b>0</b>	<b>0</b>	<b>0</b>	<b>0</b>	<b>0</b>	<b>0</b>	<b>6</b>	<b>1</b>	<b>0</b>
	<b>JUMLAH SELURUHNYA</b>	<b>406</b>	<b>0</b>	<b>6</b>	<b>0</b>	<b>0</b>	<b>0</b>	<b>437</b>	<b>0</b>	<b>0</b>	<b>0</b>	<b>(25)</b>	<b>2</b>	<b>(1)</b>	<b>(22)</b>
	<b>GRAND TOTAL</b>														



Usaha Asuransi Kenugian dan Reasuransi  
*Non Life Insurance and Reinsurance Business*  
 TABEL : 4.6B.9 / TABLE : 4.6B.9  
 PREMI USAHA ASURANSI KERUGIAN DAN REASURANSI TAHUN 2014  
 PREMIUMS OF NON LIFE INSURANCE AND REINSURANCE BUSINESS IN 2014

Lini Usaha : Rekayasa  
 Line of Business : Engineering

Dalam Jutaan Rupiah  
 In Million Rupiah

NO	NAMA PERUSAHAAN NAME OF COMPANY	POS LANGSUNG DIRECT BUSINESS	KOMISI COMMISSION	REASURANSI DAN KOMISI / REINSURANCE AND COMMISSION			OUTWARD			PREMI NETO		CADANGAN PREMI / PREMIUM RESERVE		PENDAPATAN PREMI / INCOME	
				DALAM NEGERI DOMESTIC	ABROAD	KOMISI COMMISSION	DALAM NEGERI DOMESTIC	ASEAN	LAINNYA OTHERS	ASEAN ASEAN	LAINNYA OTHERS	PREMIUM NET	TAHUN LALU PAST YEAR		TAHUN BERJALAN CURRENT YEAR
(1)	(2)	(3)	(4)	(5)	(6)	(7)	(8)	(9)	(10)	(11)	(12)	(13)	(14)	(15)	(16)
SWASTA NASIONAL / PRIVATE :															
1	PT Asuransi Adira Dinamika	171	0	0	0	0	0	120	0	0	0	51	(2)	24	25
2	PT Asuransi Astra Buana	0	1	0	0	0	0	0	0	0	0	(1)	1	0	1
3	PT Asuransi Bangun Askrida	272	40	7	0	0	156	1	0	3	84	24	24	7	101
4	PT Asuransi Bina Dana Arta Tbk.	0	0	0	0	0	0	0	0	0	0	0	0	0	0
5	PT Asuransi Bintang Tbk.	1	423	0	0	0	0	0	0	0	0	(422)	0	1	(423)
6	PT Asuransi Brinjing Sejahtera Ardamakmur	236	0	3	0	0	0	229	0	0	10	3	3	0	13
7	PT Asuransi Umum Bumiputera Muda 1967	481	0	0	0	0	0	279	0	0	203	22	22	7	218
8	PT Asuransi Centra Asia	0	80	0	0	0	0	0	0	0	(80)	2	2	0	(76)
9	PT Asuransi Ekspor Indonesia (Persero)	0	0	0	0	0	0	0	0	0	0	0	0	0	0
10	PT Asuransi Jasa Indonesia (Persero)	2,288	0	2	0	0	0	201	0	0	2,089	982	982	1,090	1,981
11	PT Asuransi Jasa Rahajaya Putera	0	0	0	0	0	0	0	0	0	0	0	0	0	0
12	PT Jaya Proteksi Takaful	2,798	0	0	0	0	0	1,450	48	0	1,300	(493)	(330)	1,137	1,137
13	PT Asuransi Umum Mega	7	0	0	0	0	0	4	0	0	4	1	1	1	4
14	PT Asuransi Mitra Maparya	0	0	0	0	0	0	110	0	0	(110)	0	0	(46)	(64)
15	PT Pan Pacific Insurance (dth PT Auransi Jaya Inti)	0	0	0	0	0	0	0	0	0	0	0	0	0	0
16	PT Asuransi Parolamas	0	0	0	0	0	0	0	0	0	0	0	0	0	0
17	PT Asuransi Ramayana Tbk.	1,208	0	0	0	0	0	542	0	0	666	409	409	251	825
18	PT Asuransi Sinar Mas	72	0	0	0	0	0	30	0	0	42	37	37	11	68
19	PT Sisco Jasa Pratama	1	0	0	0	0	0	0	0	0	1	1	1	0	1
20	PT Asuransi Takaful Umum	1,984	0	17	0	0	0	842	118	0	1,040	124	124	116	1,049
21	PT Asuransi Tri Pakarta	1,151	0	10	0	0	0	1,105	0	0	56	124	124	38	142
22	PT Tugu Pratama Indonesia	110	0	0	0	0	0	95	0	0	15	45	45	6	54
23	PT Asuransi Wahana Tata	0	0	0	0	0	0	0	0	0	0	0	0	0	0
	<b>JUMLAH / SUB TOTAL</b>	<b>10,781</b>	<b>544</b>	<b>40</b>	<b>0</b>	<b>0</b>	<b>0</b>	<b>5,162</b>	<b>167</b>	<b>0</b>	<b>4,950</b>	<b>1,279</b>	<b>1,176</b>	<b>5,052</b>	<b>5,052</b>
PATUNGAN / JOINT VENTURE :															
(1)	(2)	(3)	(4)	(5)	(6)	(7)	(8)	(9)	(10)	(11)	(12)	(13)	(14)	(15)	(16)
1	PT Asuransi Allianz Utama Indonesia	0	0	0	0	0	0	0	0	0	0	0	0	0	0
2	PT Chartis Insurance Indonesia (dth PT Asuransi AUI Indonesia)	0	0	0	0	0	0	0	0	0	0	0	0	0	0
	<b>JUMLAH / SUB TOTAL</b>	<b>0</b>	<b>0</b>	<b>0</b>	<b>0</b>	<b>0</b>	<b>0</b>	<b>0</b>	<b>0</b>	<b>0</b>	<b>0</b>	<b>0</b>	<b>0</b>	<b>0</b>	<b>0</b>
REASURANSI / REINSURANCE :															
1	PT Reasuransi International Indonesia	0	0	2,552	0	0	0	0	722	0	1,830	566	844	1,553	1,553
2	PT Maskapai Reasuransi Indonesia	0	0	522	85	0	0	0	210	0	387	7	128	276	276
3	PT Reasuransi Nasional Indonesia	0	0	3,437	0	0	0	0	982	0	2,455	198	198	2,455	2,455
	<b>JUMLAH / SUB TOTAL</b>	<b>0</b>	<b>0</b>	<b>6,511</b>	<b>85</b>	<b>0</b>	<b>0</b>	<b>1,914</b>	<b>0</b>	<b>0</b>	<b>4,682</b>	<b>771</b>	<b>1,170</b>	<b>4,284</b>	<b>4,284</b>
	<b>JUMLAH SELURUHNYA</b>	<b>10,781</b>	<b>544</b>	<b>6,551</b>	<b>85</b>	<b>0</b>	<b>0</b>	<b>5,162</b>	<b>2,081</b>	<b>0</b>	<b>9,632</b>	<b>2,050</b>	<b>2,346</b>	<b>9,336</b>	<b>9,336</b>

Usaha Asuransi Keuangan dan Reasuransi  
 Non Life Insurance and Reinsurance Business  
 TABEL : 4.6B.10 / TABLE : 4.6B.10  
 PREMI USAHA ASURANSI KERUGIAN DAN REASURANSI TAHUN 2014  
 PREMIUMS OF NON LIFE INSURANCE AND REINSURANCE BUSINESS IN 2014

Lini Usaha : Tanggung Gugat  
 Line of Business : Liability

Dalam Jutaan Rupiah  
 In Million Rupiah

NO	NAMA PERUSAHAAN NAME OF COMPANY	POS LANGSUNG DIRECT BUSINESS	KOMISI COMMISSION	REASURANSI DAN KOMISI / REINSURANCE AND COMMISSION			OUTWARD			PREMI		CADANGAN PREMI / PREMIUM RESERVE		PENDAPATAN PREMI / INCOME	
				DALAM NEGERI DOMESTIC	ABROAD	KOMISI COMMISSION	DALAM NEGERI DOMESTIC	ABROAD	ASEAN	ASEAN LAINNYA OTHERS	ASEAN LAINNYA OTHERS	PREMIUM NET	TAHUN LALU PAST YEAR		TAHUN BERJALAN CURRENT YEAR
(1)	(2)	(3)	(4)	(5)	(6)	(7)	(8)	(9)	(10)	(11)	(12)	(13)	(14)	(15)	(16)
SWASTA NASIONAL / PRIVATE :															
1	PT Asuransi Adira Dinamika	8	0	0	0	0	0	6	0	0	0	2	0	0	0
2	PT Asuransi Astra Buana	0	0	0	0	0	0	0	0	0	0	0	0	0	0
3	PT Asuransi Bangun Askrida	40	0	0	0	0	0	0	0	0	0	40	0	0	15
4	PT Asuransi Bina Dana Arta Tbk.	0	0	0	0	0	0	0	0	0	0	0	0	0	0
5	PT Asuransi Bintang Tbk.	0	0	0	0	0	0	0	0	0	0	0	0	0	0
6	PT Asuransi Bintang Segitihare Ardamakmur	0	0	0	0	0	0	0	0	0	0	0	13	0	13
7	PT Asuransi Umum Bumiputera Muda 1967	1,963	0	0	0	0	0	17	0	0	0	1,947	410	437	1,919
8	PT Asuransi Centra Asia	0	11	0	0	0	0	0	0	0	0	(11)	0	0	(11)
9	PT Asuransi Ekspor Indonesia (Persero)	0	0	0	0	0	0	0	0	0	0	0	0	0	0
10	PT Asuransi Jasa Indonesia (Persero)	0	0	0	0	0	0	0	0	0	0	0	0	0	0
11	PT Asuransi Jasa Rahajaya Putera	0	0	0	0	0	0	0	0	0	0	0	0	0	0
12	PT Jaya Probeksi Takatuf	0	0	0	0	0	0	0	0	0	0	0	0	0	0
13	PT Asuransi Umum Mega	0	0	0	0	0	0	0	0	0	0	0	0	0	0
14	PT Asuransi Mitra Maparya	0	0	0	0	0	0	110	0	0	0	(110)	0	0	(64)
15	PT Pan Pacific Insurance (dth PT Auransi Jaya Intl)	0	0	0	0	0	0	0	0	0	0	0	0	0	0
16	PT Asuransi Parolamas	0	0	0	0	0	0	0	0	0	0	0	0	0	0
17	PT Asuransi Ramayana Tbk.	159	0	0	0	0	0	85	0	0	0	74	0	0	68
18	PT Asuransi Sinar Mas	0	0	0	0	0	0	0	0	0	0	0	0	0	0
19	PT Sisco Jasa Pratama	0	0	0	0	0	0	0	0	0	0	0	0	0	0
20	PT Asuransi Takaful Umum	2,538	0	0	0	0	0	426	57	0	0	2,095	307	329	2,033
21	PT Asuransi Tri Pekarta	146	0	178	0	0	0	106	0	0	0	218	7	8	217
22	PT Tugu Pratama Indonesia	1	0	0	0	0	0	1	0	0	0	0	1	0	1
23	PT Asuransi Wahana Tata	0	0	0	0	0	0	0	0	0	0	0	0	0	0
<b>JUMLAH / SUB TOTAL</b>			<b>11</b>	<b>178</b>	<b>0</b>	<b>0</b>	<b>0</b>	<b>751</b>	<b>57</b>	<b>0</b>	<b>0</b>	<b>4,215</b>	<b>739</b>	<b>760</b>	<b>4,193</b>
PATUNGAN / JOINT VENTURE :															
(1)	(2)	(3)	(4)	(5)	(6)	(7)	(8)	(9)	(10)	(11)	(12)	(13)	(14)	(15)	(16)
1	PT Asuransi Allianz Utama Indonesia	0	0	0	0	0	0	0	0	0	0	0	0	0	0
2	PT Chartis Insurance Indonesia (dth PT Asuransi AUI Indonesia)	0	0	0	0	0	0	0	0	0	0	0	0	0	0
<b>JUMLAH / SUB TOTAL</b>			<b>0</b>	<b>0</b>	<b>0</b>	<b>0</b>	<b>0</b>	<b>0</b>	<b>0</b>	<b>0</b>	<b>0</b>	<b>0</b>	<b>0</b>	<b>0</b>	<b>0</b>
REASURANSI / REINSURANCE :															
1	PT Reasuransi Internasional Indonesia	0	0	0	0	0	0	0	0	0	0	0	0	0	0
2	PT Maskapai Reasuransi Indonesia	0	0	6	0	0	0	0	0	0	0	6	1	0	6
3	PT Reasuransi Nasional Indonesia	0	0	135	0	0	0	0	60	0	0	75	4	9	70
<b>JUMLAH / SUB TOTAL</b>			<b>0</b>	<b>0</b>	<b>142</b>	<b>0</b>	<b>0</b>	<b>0</b>	<b>60</b>	<b>0</b>	<b>0</b>	<b>82</b>	<b>4</b>	<b>9</b>	<b>77</b>
<b>JUMLAH SELURUHNYA</b>			<b>4,855</b>	<b>11</b>	<b>320</b>	<b>0</b>	<b>0</b>	<b>751</b>	<b>117</b>	<b>0</b>	<b>0</b>	<b>4,296</b>	<b>743</b>	<b>769</b>	<b>4,270</b>
<b>GRAND TOTAL</b>			<b>4,855</b>	<b>11</b>	<b>320</b>	<b>0</b>	<b>0</b>	<b>751</b>	<b>117</b>	<b>0</b>	<b>0</b>	<b>4,296</b>	<b>743</b>	<b>769</b>	<b>4,270</b>

Usaha Asuransi Kenugian dan Reasuransi  
*Non Life Insurance and Reinsurance Business*  
 TABEL : 4.6B.11 / TABLE : 4.6B.11  
 PREMI USAHA ASURANSI KERUGIAN DAN REASURANSI TAHUN 2014  
 PREMIUMS OF NON LIFE INSURANCE AND REINSURANCE BUSINESS IN 2014

Lini Usaha : Kecelakaan Diri & Kesehatan dan Asuransi Jiwa  
 Line of Business : Personal Accident & Health and Life Insurance

Dalam Jutaan Rupiah  
 In Million Rupiah

NO	NAMA PERUSAHAAN NAME OF COMPANY	POS LANGSUNG DIRECT BUSINESS	KOMISI COMMISSION	REASURANSI DAN KOMISI / REINSURANCE AND COMMISSION			OUTWARD			PREMI		CADANGAN PREMI/ PREMIUM RESERVE		PENDAPATAN PREMI/ INCOME	
				DALAM NEGERI DOMESTIC	ASEAN ASEAN	ABROAD OTHERS	DALAM NEGERI DOMESTIC	ASEAN ASEAN	ABROAD OTHERS	NETO NET	PREMIUM	TAHUN LALU PAST YEAR	TAHUN BERJALAN CURRENT YEAR		
(1)	(2)	(3)	(4)	(5)	(6)	(7)	(8)	(9)	(10)	(11)	(12)	(13)	(14)	(15)	(16)
SWASTA NASIONAL / PRIVATE :															
1	PT Asuransi Adira Dinamika	6.812	0	0	0	0	0	866	0	0	0	5.946	1.551	3.753	3.744
2	PT Asuransi Astra Buana	7.992	13.420	0	0	0	0	2.441	0	0	0	(7.869)	4.084	2.694	(6.480)
3	PT Asuransi Bangun Askrida	68.245	0	0	0	0	0	10.799	83	0	0	57.363	11.732	16.805	52.230
4	PT Asuransi Bina Dana Arta Tbk.	0	0	0	0	0	0	0	0	0	0	0	0	0	0
5	PT Asuransi Bintang Tbk.	34.933	255	0	0	0	0	120	0	0	0	34.558	961	54	35.465
6	PT Asuransi Brinjing Segitihara Arahmatur	0	0	13	0	0	0	0	0	0	0	14	0	0	5
7	PT Asuransi Umum Bumiputera Muda 1967	13.433	0	0	0	0	0	1.102	0	0	0	12.331	3.861	4.255	11.938
8	PT Asuransi Centria Asia	0	0	0	0	0	0	0	0	0	0	0	0	0	0
9	PT Asuransi Ekspor Indonesia (Persero)	0	0	0	0	0	0	0	0	0	0	0	0	0	0
10	PT Asuransi Jasa Indonesia (Persero)	0	0	0	0	0	0	0	0	0	0	0	0	0	0
11	PT Asuransi Jasa Rahajaya Putera	79	0	0	0	0	0	6	0	0	0	73	5	10	68
12	PT Jaya Probeksi Takaful	2.867	0	0	0	0	0	753	40	0	0	2.075	166	717	1.524
13	PT Asuransi Umum Mega	1.726	0	0	0	0	0	18	0	0	0	1.708	1.820	1.087	2.441
14	PT Asuransi Mitra Maparya	0	0	0	0	0	0	110	0	0	0	(110)	0	(46)	(64)
15	PT Pan Pacific Insurance (dth PT Auranti Jaya Intl)	0	0	0	0	0	0	0	0	0	0	0	0	0	0
16	PT Asuransi Parolamas	0	0	0	0	0	0	0	0	0	0	0	0	0	0
17	PT Asuransi Ramayana Tbk.	0	0	0	0	0	0	0	0	0	0	0	(12)	0	(12)
18	PT Asuransi Sinar Mas	0	0	0	0	0	0	0	0	0	0	0	18.730	0	18.730
19	PT Sisco Jasa Pratama	0	0	0	0	0	0	0	0	0	0	0	0	0	0
20	PT Asuransi Takaful Umum	3.830	0	82	0	0	0	110	0	0	0	3.802	785	555	4.032
21	PT Asuransi Tri Pakarta	6.818	0	0	0	0	0	848	0	0	0	5.970	4.308	6.747	3.531
22	PT Tugu Pratama Indonesia	5	0	0	0	0	0	5	0	0	0	0	604	0	604
23	PT Asuransi Wahana Tata	0	0	0	0	0	0	0	0	0	0	0	0	0	0
<b>JUMLAH / SUB TOTAL</b>			<b>146.739</b>	<b>13.675</b>	<b>95</b>	<b>0</b>	<b>0</b>	<b>17.177</b>	<b>123</b>	<b>0</b>	<b>0</b>	<b>115.860</b>	<b>48.597</b>	<b>36.637</b>	<b>127.820</b>
PATUNGAN / JOINT VENTURE :															
(1)	(2)	(3)	(4)	(5)	(6)	(7)	(8)	(9)	(10)	(11)	(12)	(13)	(14)	(15)	(16)
1	PT Asuransi Allianz Utama Indonesia	0	0	0	0	0	0	0	0	0	0	0	0	0	0
2	PT Chartis Insurance Indonesia (dth PT Asuransi AUI Indonesia)	4	0	0	0	0	0	0	0	0	0	4	3	3	3
<b>JUMLAH / SUB TOTAL</b>			<b>4</b>	<b>0</b>	<b>0</b>	<b>0</b>	<b>0</b>	<b>0</b>	<b>0</b>	<b>0</b>	<b>0</b>	<b>4</b>	<b>3</b>	<b>3</b>	<b>3</b>
REASURANSI / REINSURANCE :															
1	PT Reasuransi International Indonesia	0	0	2.856	0	0	0	0	539	0	0	2.317	2.530	1.375	3.473
2	PT Maskapai Reasuransi Indonesia	0	0	39.290	0	0	0	633	6.961	0	0	31.696	7.557	10.463	28.790
3	PT Reasuransi Nasional Indonesia	0	0	392	0	0	0	64	0	0	0	329	1.319	934	714
<b>JUMLAH / SUB TOTAL</b>			<b>0</b>	<b>0</b>	<b>42.538</b>	<b>0</b>	<b>0</b>	<b>633</b>	<b>7.564</b>	<b>0</b>	<b>0</b>	<b>34.342</b>	<b>11.406</b>	<b>12.771</b>	<b>32.976</b>
<b>JUMLAH SELURUHNYA</b>			<b>146.743</b>	<b>13.675</b>	<b>42.634</b>	<b>0</b>	<b>0</b>	<b>17.810</b>	<b>7.686</b>	<b>0</b>	<b>0</b>	<b>150.205</b>	<b>60.005</b>	<b>49.411</b>	<b>160.800</b>
<b>GRAND TOTAL</b>															

Usaha Asuransi Keuangan dan Reasuransi  
 Non Life Insurance and Reinsurance Business  
 TABEL : 4.6B.12 / TABLE : 4.6B.12  
 PREMI USAHA ASURANSI KERUGIAN DAN REASURANSI TAHUN 2014  
 PREMIUMS OF NON LIFE INSURANCE AND REINSURANCE BUSINESS IN 2014

Lini Usaha : Kredit  
 Line of Business : Credit

Dalam Jutaan Rupiah  
 In Million Rupiah

NO	NAMA PERUSAHAAN NAME OF COMPANY	POS LANGSUNG DIRECT BUSINESS	KOMISI COMMISSION	REASURANSI DAN KOMISI / REINSURANCE AND COMMISSION			OUTWARD			PREMI NETO NET PREMIUM	CADANGAN PREMI PREMIUM RESERVE		PENDAPATAN PREMI INCOME PREMIUM		
				DALAM NEGERI DOMESTIC	ASEAN	ABROAD	DALAM NEGERI DOMESTIC	ASEAN	ABROAD		TAHUN LALU PAST YEAR	TAHUN BERJALAN CURRENT YEAR			
(1)	(2)	(3)	(4)	(5)	(6)	(7)	(8)	(9)	(10)	(11)	(12)	(13)	(14)	(15)	(16)
SWASTA NASIONAL / PRIVATE :															
1	PT Asuransi Adira Dinamika	0	0	0	0	0	0	0	0	0	0	0	0	0	0
2	PT Asuransi Astra Buana	0	0	0	0	0	0	0	0	0	0	0	0	0	0
3	PT Asuransi Bangun Askrida	0	0	0	0	0	0	0	0	0	0	0	0	0	0
4	PT Asuransi Bina Dana Arta Tbk.	0	0	0	0	0	0	0	0	0	0	0	0	0	0
5	PT Asuransi Bintang Tbk.	0	0	0	0	0	0	0	0	0	0	0	0	0	0
6	PT Asuransi Brinjing Sejahtera Ardamakmur	0	0	0	0	0	0	0	0	0	0	0	0	0	0
7	PT Asuransi Umum Bumiputera Muda 1967	1,145	0	0	0	0	0	0	0	0	0	1,145	442	640	948
8	PT Asuransi Centria Asia	0	0	0	0	0	0	0	0	0	0	0	0	0	0
9	PT Asuransi Ekspor Indonesia (Persero)	0	0	0	0	0	0	0	0	0	0	0	0	0	0
10	PT Asuransi Jasa Indonesia (Persero)	0	0	0	0	0	0	0	0	0	0	0	0	0	0
11	PT Asuransi Jasa Rahajaya Putera	0	0	0	0	0	0	0	0	0	0	0	0	0	0
12	PT Jaya Probeksi Takatuf	0	0	0	0	0	0	0	0	0	0	0	0	0	0
13	PT Asuransi Umum Mega	0	0	0	0	0	0	0	0	0	0	0	0	0	0
14	PT Asuransi Mitra Maparya	0	0	0	0	0	0	0	0	0	0	0	0	0	0
15	PT Pan Pacific Insurance (dth PT Auransi Jaya Intl)	0	0	0	0	0	0	0	0	0	0	0	0	0	0
16	PT Asuransi Parolamas	0	0	0	0	0	0	0	0	0	0	0	0	0	0
17	PT Asuransi Ramayana Tbk.	0	0	0	0	0	0	0	0	0	0	0	0	0	0
18	PT Asuransi Sinar Mas	0	0	0	0	0	0	0	0	0	0	0	0	0	0
19	PT Sisco Jasa Pratama	0	0	0	0	0	0	0	0	0	0	0	0	0	0
20	PT Asuransi Takaful Umum	0	0	0	0	0	0	0	0	0	0	0	0	0	0
21	PT Asuransi Tri Pakarta	0	0	0	0	0	0	0	0	0	0	0	0	0	0
22	PT Tugu Pratama Indonesia	0	0	0	0	0	0	0	0	0	0	0	0	0	0
23	PT Asuransi Wahana Tata	0	0	0	0	0	0	0	0	0	0	0	0	0	0
<b>JUMLAH / SUB TOTAL</b>			<b>1,145</b>	<b>0</b>	<b>0</b>	<b>0</b>	<b>0</b>	<b>0</b>	<b>0</b>	<b>0</b>	<b>0</b>	<b>1,145</b>	<b>442</b>	<b>640</b>	<b>948</b>
PATUNGAN / JOINT VENTURE :															
(1)	(2)	(3)	(4)	(5)	(6)	(7)	(8)	(9)	(10)	(11)	(12)	(13)	(14)	(15)	(16)
1	PT Asuransi Allianz Utama Indonesia	0	0	0	0	0	0	0	0	0	0	0	0	0	0
2	PT Chartis Insurance Indonesia (dth PT Asuransi AUI Indonesia)	0	0	0	0	0	0	0	0	0	0	0	0	0	0
<b>JUMLAH / SUB TOTAL</b>			<b>0</b>	<b>0</b>	<b>0</b>	<b>0</b>	<b>0</b>	<b>0</b>	<b>0</b>	<b>0</b>	<b>0</b>	<b>0</b>	<b>0</b>	<b>0</b>	<b>0</b>
REASURANSI / REINSURANCE :															
1	PT Reasuransi International Indonesia	0	0	8,675	0	0	0	0	2,721	0	0	5,953	2,587	2,381	6,159
2	PT Maskapai Reasuransi Indonesia	0	0	0	0	0	0	0	0	0	0	0	0	0	0
3	PT Reasuransi Nasional Indonesia	0	0	0	0	0	0	0	0	0	0	0	0	0	0
<b>JUMLAH / SUB TOTAL</b>			<b>0</b>	<b>0</b>	<b>8,675</b>	<b>0</b>	<b>0</b>	<b>0</b>	<b>2,721</b>	<b>0</b>	<b>0</b>	<b>5,953</b>	<b>2,587</b>	<b>2,381</b>	<b>6,159</b>
<b>JUMLAH SELURUHNYA GRAND TOTAL</b>			<b>1,145</b>	<b>0</b>	<b>8,675</b>	<b>0</b>	<b>0</b>	<b>0</b>	<b>2,721</b>	<b>0</b>	<b>0</b>	<b>7,059</b>	<b>3,029</b>	<b>3,021</b>	<b>7,107</b>

Usaha Asuransi Keuangan dan Reasuransi  
 Non Life Insurance and Reinsurance Business  
 TABEL : 4.6B.13 / TABLE : 4.6B.13  
 PREMI USAHA ASURANSI KERUGIAN DAN REASURANSI TAHUN 2014  
 PREMIUMS OF NON LIFE INSURANCE AND REINSURANCE BUSINESS IN 2014

Lini Usaha : Penjaminan  
 Line of Business : Suretyship

Dalam Jutaan Rupiah  
 In Million Rupiah

NO	NAMA PERUSAHAAN NAME OF COMPANY	POS LANGSUNG DIRECT BUSINESS	KOMISI COMMISSION	REASURANSI DAN KOMISI / REINSURANCE AND COMMISSION			OUTWARD			PREMI NETO NET PREMIUM	CADANGAN PREMI PREMIUM RESERVE		PENDAPATAN PREMI INCOME PREMIUM		
				DALAM NEGERI DOMESTIC	ASEAN	ABROAD	ASEAN	ASEAN LAINNYA OTHERS	ABROAD		TAHUN LALU PAST YEAR	TAHUN BERJALAN CURRENT YEAR			
(1)	(2)	(3)	(4)	(5)	(6)	(7)	(8)	(9)	(10)	(11)	(12)	(13)	(14)	(15)	(16)
SWASTA NASIONAL / PRIVATE :															
1	PT Asuransi Adira Dinamika	0	0	0	0	0	0	0	0	0	0	0	0	0	0
2	PT Asuransi Astra Buana	0	0	0	0	0	0	0	0	0	0	0	0	0	0
3	PT Asuransi Bangun Askrida	0	0	0	0	0	0	0	0	0	0	0	0	0	0
4	PT Asuransi Bina Dana Arta Tbk.	0	0	0	0	0	0	0	0	0	0	0	0	0	0
5	PT Asuransi Bintang Tbk.	0	0	0	0	0	0	0	0	0	0	0	0	0	0
6	PT Asuransi Brinjing Segitjerna Ardamamur	0	0	0	0	0	0	0	0	0	0	0	0	0	0
7	PT Asuransi Umum Bumiputera Muda 1967	0	0	0	0	0	0	0	0	0	0	0	0	0	0
8	PT Asuransi Centria Asia	0	0	0	0	0	0	0	0	0	0	0	0	0	0
9	PT Asuransi Ekspor Indonesia (Persero)	0	0	0	0	0	0	0	0	0	0	0	0	0	0
10	PT Asuransi Jasa Indonesia (Persero)	0	0	0	0	0	0	0	0	0	0	0	0	0	0
11	PT Asuransi Jasa Rahajaya Putera	0	0	0	0	0	0	0	0	0	0	0	0	0	0
12	PT Jaya Probeksi Takatuf	0	0	0	0	0	0	0	0	0	0	0	0	0	0
13	PT Asuransi Umum Mega	0	0	0	0	0	0	0	0	0	0	0	0	0	0
14	PT Asuransi Mitra Maparya	0	0	0	0	0	0	0	0	0	0	0	0	0	0
15	PT Pan Pacific Insurance (dth PT Auransi Jaya Intl)	0	0	0	0	0	0	0	0	0	0	0	0	0	0
16	PT Asuransi Parolamas	0	0	0	0	0	0	0	0	0	0	0	0	0	0
17	PT Asuransi Ramayana Tbk.	0	0	0	0	0	0	0	0	0	0	0	0	0	0
18	PT Asuransi Sinar Mas	0	0	0	0	0	0	0	0	0	0	0	0	0	0
19	PT Sisco Jasa Pratama	0	0	0	0	0	0	0	0	0	0	0	0	0	0
20	PT Asuransi Takaful Umum	0	0	0	0	0	0	0	0	0	0	0	0	0	0
21	PT Asuransi Tri Pakarta	0	0	0	0	0	0	0	0	0	0	0	0	0	0
22	PT Tugu Pratama Indonesia	0	0	0	0	0	0	0	0	0	0	0	0	0	0
23	PT Asuransi Wahana Tata	0	0	0	0	0	0	0	0	0	0	0	0	0	0
<b>JUMLAH / SUB TOTAL</b>		<b>0</b>	<b>0</b>	<b>0</b>	<b>0</b>	<b>0</b>	<b>0</b>	<b>0</b>	<b>0</b>	<b>0</b>	<b>0</b>	<b>0</b>	<b>0</b>	<b>0</b>	<b>0</b>
PATUNGAN / JOINT VENTURE :															
(1)	(2)	(3)	(4)	(5)	(6)	(7)	(8)	(9)	(10)	(11)	(12)	(13)	(14)	(15)	(16)
1	PT Asuransi Allianz Utama Indonesia	0	0	0	0	0	0	0	0	0	0	0	0	0	0
2	PT Charis Insurance Indonesia (dth PT Asuransi AUI Indonesia)	0	0	0	0	0	0	0	0	0	0	0	0	0	0
<b>JUMLAH / SUB TOTAL</b>		<b>0</b>	<b>0</b>	<b>0</b>	<b>0</b>	<b>0</b>	<b>0</b>	<b>0</b>	<b>0</b>	<b>0</b>	<b>0</b>	<b>0</b>	<b>0</b>	<b>0</b>	<b>0</b>
REASURANSI / REINSURANCE :															
1	PT Reasuransi International Indonesia	0	0	0	0	0	0	0	0	0	0	0	0	0	0
2	PT Maskapai Reasuransi Indonesia	0	0	0	0	0	0	0	0	0	0	0	0	0	0
3	PT Reasuransi Nasional Indonesia	0	0	0	0	0	0	0	0	0	0	0	0	0	0
<b>JUMLAH / SUB TOTAL</b>		<b>0</b>	<b>0</b>	<b>0</b>	<b>0</b>	<b>0</b>	<b>0</b>	<b>0</b>	<b>0</b>	<b>0</b>	<b>0</b>	<b>0</b>	<b>0</b>	<b>0</b>	<b>0</b>
<b>JUMLAH SELURUHNA GRAND TOTAL</b>		<b>0</b>	<b>0</b>	<b>0</b>	<b>0</b>	<b>0</b>	<b>0</b>	<b>0</b>	<b>0</b>	<b>0</b>	<b>0</b>	<b>0</b>	<b>0</b>	<b>0</b>	<b>0</b>

Dalam Jutaan Rupiah  
In Million Rupiah

Usaha Asuransi Kenugian dan Reasuransi  
Non Life Insurance and Reinsurance Business  
TABEL : 4.6B.14/ TABLE : 4.6B.14  
PREMI USAHA ASURANSI KERUGIAN DAN REASURANSI TAHUN 2014  
PREMIUMS OF NON LIFE INSURANCE AND REINSURANCE BUSINESS IN 2014

Linii Usaha : Aneka  
Line of Business : Others

NO	NAMA PERUSAHAAN NAME OF COMPANY	POS LANGSUNG DIRECT BUSINESS	KOMISI COMMISSION	REASURANSI DAN KOMISI / REINSURANCE AND COMMISSION			OUTWARD			PREMI NETO		CADANGAN PREMI / PREMIUM RESERVE		PENDAPATAN PREMI / INCOME PREMIUM		
				DALAM NEGERI DOMESTIC	ABROAD ASEAN LAINNYA OTHERS	KOMISI COMMISSION	DALAM NEGERI DOMESTIC	ABROAD ASEAN LAINNYA OTHERS	ASEAN ASEAN	LAINNYA OTHERS	PAST YEAR PAST YEAR	TAHUN BERJALAN CURRENT YEAR	TAHUN BERJALAN CURRENT YEAR		(15)	(16)
(1)	(2)	(3)	(4)	(5)	(6)	(7)	(8)	(9)	(10)	(11)	(12)	(13)	(14)	(15)	(16)	
SWASTA NASIONAL / PRIVATE :																
1	PT Asuransi Adira Dinamika	1,347	0	0	0	0	0	431	0	0	0	0	915	150	651	415
2	PT Asuransi Astra Buana	(191)	428	0	0	0	0	(173)	0	0	0	0	(445)	11	(8)	(427)
3	PT Asuransi Bangun Askrida	3,126	183	5	0	0	0	658	9	0	107	2,389	425	433	2,381	0
4	PT Asuransi Bina Dana Arta Tbk.	0	0	0	0	0	0	0	0	0	0	0	0	0	0	0
5	PT Asuransi Bintang Tbk.	752	0	0	0	0	0	0	0	0	0	0	752	16	217	551
6	PT Asuransi Brinjing Sejahtera Ardamakmur	1,490	0	0	0	0	0	1,138	0	0	0	0	352	(4)	0	349
7	PT Asuransi Umum Bumiputera Muda 1967	1,729	0	0	0	0	0	648	0	0	0	1,082	166	315	933	0
8	PT Asuransi Centra Asia	3,547	17	0	0	0	0	1,127	0	0	0	2,403	439	294	2,547	0
9	PT Asuransi Ekspor Indonesia (Persero)	0	0	0	0	0	0	0	0	0	0	0	0	0	0	0
10	PT Asuransi Jasa Indonesia (Persero)	0	0	0	0	0	0	0	0	0	0	0	1,921	0	0	1,921
11	PT Asuransi Jasa Raharja Putera	0	0	0	0	0	0	0	0	0	0	0	0	0	0	0
12	PT Jaya Proteksi Takatuli	0	0	0	0	0	0	0	0	0	0	573	0	0	0	573
13	PT Asuransi Umum Mega	291	0	0	0	0	0	31	0	0	0	260	0	2	258	0
14	PT Asuransi Mitra Maparya	0	0	0	0	0	0	0	0	0	0	0	0	0	0	0
15	PT Pan Pacific Insurance (dih PT Auransi Jaya Intl)	2	0	0	0	0	0	2	0	0	0	1	0	0	1	0
16	PT Asuransi Parolamas	(21)	0	0	0	0	0	870	0	0	0	(891)	1,933	1,200	(158)	0
17	PT Asuransi Ramayana Tbk.	233	0	0	0	0	0	120	0	0	0	113	1	1	113	0
18	PT Asuransi Sinar Mas	5,651	0	(3)	0	0	0	3,739	0	0	0	1,910	409	993	1,325	0
19	PT Sisco Jasa Pratama	5,124	0	0	0	0	0	2,768	0	0	0	2,366	1,191	943	2,605	0
20	PT Asuransi Takatuli Umum	22,969	0	9	0	0	0	3,313	703	0	0	18,951	4,684	4,565	19,080	0
21	PT Asuransi Tri Pakarta	1,644	0	34	0	0	0	671	0	0	0	1,007	214	216	1,005	0
22	PT Tugu Pratama Indonesia	6,763	0	0	0	0	0	2,824	0	0	0	3,939	86	1,576	2,449	0
23	PT Asuransi Wahana Tata	0	0	0	0	0	0	0	0	0	0	0	0	0	0	0
<b>JUMLAH / SUB TOTAL</b>			<b>54,456</b>	<b>628</b>	<b>45</b>	<b>0</b>	<b>0</b>	<b>18,166</b>	<b>712</b>	<b>0</b>	<b>681</b>	<b>35,676</b>	<b>11,642</b>	<b>11,398</b>	<b>35,920</b>	<b>0</b>
PATUNGAN / JOINT VENTURE :																
(1)	(2)	(3)	(4)	(5)	(6)	(7)	(8)	(9)	(10)	(11)	(12)	(13)	(14)	(15)	(16)	
1	PT Asuransi Allianz Utama Indonesia	0	0	0	0	0	0	0	0	0	0	0	0	0	0	0
2	PT Chartis Insurance Indonesia (dih PT Asuransi AUI Indonesia)	0	0	0	0	0	0	0	0	0	0	0	0	0	0	0
<b>JUMLAH / SUB TOTAL</b>			<b>0</b>	<b>0</b>	<b>0</b>	<b>0</b>	<b>0</b>	<b>0</b>	<b>0</b>	<b>0</b>	<b>0</b>	<b>0</b>	<b>0</b>	<b>0</b>	<b>0</b>	<b>0</b>
REASURANSI / REINSURANCE :																
1	PT Reasuransi International Indonesia	0	0	177,555	0	0	0	1,686	21,619	0	0	154,250	57,804	56,921	155,133	0
2	PT Maskapai Reasuransi Indonesia	0	0	2,709	140	0	0	0	1,485	0	0	1,365	245	293	1,317	0
3	PT Reasuransi Nasional Indonesia	0	0	110,021	0	0	0	0	4,035	0	0	105,986	56,498	29,543	132,940	0
<b>JUMLAH / SUB TOTAL</b>			<b>0</b>	<b>290,285</b>	<b>140</b>	<b>0</b>	<b>0</b>	<b>1,686</b>	<b>27,140</b>	<b>0</b>	<b>0</b>	<b>261,600</b>	<b>114,546</b>	<b>86,757</b>	<b>289,390</b>	<b>0</b>
<b>JUMLAH SELURUHNA</b>			<b>54,456</b>	<b>290,330</b>	<b>140</b>	<b>0</b>	<b>0</b>	<b>19,852</b>	<b>27,851</b>	<b>0</b>	<b>681</b>	<b>297,276</b>	<b>126,188</b>	<b>98,155</b>	<b>325,309</b>	<b>0</b>
<b>GRAND TOTAL</b>			<b>54,456</b>	<b>290,330</b>	<b>140</b>	<b>0</b>	<b>0</b>	<b>19,852</b>	<b>27,851</b>	<b>0</b>	<b>681</b>	<b>297,276</b>	<b>126,188</b>	<b>98,155</b>	<b>325,309</b>	<b>0</b>



Usaha Asuransi Kenugian dan Reasuransi  
*Non Life Insurance and Reinsurance Business*  
 TABEL : 4.7B / TABLE : 4.7B  
 KLAIM USAHA ASURANSI KERUGIAN DAN REASURANSI TAHUN 2014  
 CLAIMS OF NON LIFE INSURANCE AND REINSURANCE BUSINESS IN 2014

Unit Usaha : Seluruh Cabang  
 Line of Business : All Branch

Dalam Jutaan Rupiah  
 In Million Rupiah

NO	NAMA PERUSAHAAN NAME OF COMPANIES	POS LANGSUNG DIRECT BUSINESS	REASURANSI / REINSURANCE			OUTWARD			KADANGAN KLAIM CLAIMS RESERVE		TAHUN BERJALAN CURRENT YEAR	BEBAN KLAIM INCURRED
			DALAM NEGERI DOMESTIC	LAINNYA OTHERS	DALAM NEGERI DOMESTIC	ASEAN ASEAN	ABROAD	ASEAN ASEAN	ABROAD	TAHUN PAST YEAR		
(1)	(2)	(3)	(4)	(5)	(6)	(7)	(8)	(9)	(10)	(11)	(12)	(13)
SWASTA NASIONAL / PRIVATE :												
1	PT Asuransi Adira Dinamika	71.756	0	0	0	2.873	0	0	68.892	19.336	18.303	67.849
2	PT Asuransi Astra Buana	142.856	0	0	0	7.784	0	0	135.073	21.464	21.642	135.251
3	PT Asuransi Bangun Askrida	10.271	0	0	0	3.507	26	0	6.738	415	55	6.378
4	PT Asuransi Bina Dana Arta Tbk	463	0	0	0	81	0	0	381	168	274	487
5	PT Asuransi Bihang Tbk	62.337	0	0	0	33	0	0	62.304	8.079	2.825	57.050
6	PT Asuransi Birgini Seghitera Alramakmur	933	0	0	0	29	0	0	904	564	0	340
7	PT Asuransi Umum Bumiputera Muda 1987	0	0	0	0	0	0	0	0	0	0	0
8	PT Asuransi Central Asia	20.769	0	0	0	10.826	0	0	9.943	4.580	3.786	9.148
9	PT Asuransi Elspor Indonesia (Persero)	43	0	0	0	33	0	0	10	0	257	267
10	PT Asuransi Jasa Indonesia (Persero)	81.057	5	0	0	13.544	0	0	67.518	20.543	32.074	78.649
11	PT Asuransi Jasa Rahajaya Pulae	130	0	0	0	65	0	0	65	0	8	73
12	PT Jaya Proteksi Tegaluli	34.621	0	0	0	916	113	0	33.592	4.002	7.686	37.257
13	PT Asuransi Umum Mega	24.960	0	0	0	422	0	0	24.538	11.382	4.467	17.623
14	PT Asuransi Mitra Mepanya	0	0	0	0	0	0	0	0	2	6	4
15	PT Pan Pacific Insurance (dih PT Aunansi Jaya lmi)	743	0	0	0	267	0	0	476	2	118	591
16	PT Asuransi Parolamas	4.595	0	0	0	1.989	0	0	2.606	292	0	1.697
17	PT Asuransi Ranyama Tbk	10.023	0	0	0	3.902	0	0	6.120	2.151	2.407	6.376
18	PT Asuransi Sinar Mas	44.875	0	0	0	2.838	0	0	42.037	5.714	10.872	47.196
19	PT Sisco Jasa Prabawa	2.708	0	0	0	1.382	0	0	1.325	550	1.288	2.120
20	PT Asuransi Toklatu Umum	44.008	0	0	0	9.564	1.230	0	33.214	20.537	21.493	34.170
21	PT Asuransi Tri Pakarta	29.603	55	0	0	4.843	63	0	24.752	11.467	10.206	23.491
22	PT Tugu Pratama Indonesia	10.132	0	0	0	8.452	0	0	1.680	189	279	1.770
23	PT Asuransi Wahana Tata	51	0	0	0	20	0	0	31	0	14	0
<b>JUMLAH / SUB TOTAL</b>			<b>596.933</b>	<b>60</b>	<b>0</b>	<b>73.932</b>	<b>1.432</b>	<b>0</b>	<b>521.629</b>	<b>131.837</b>	<b>138.040</b>	<b>527.788</b>
(1)	(2)	(3)	(4)	(5)	(6)	(7)	(8)	(9)	(10)	(11)	(12)	(13)
PATUNGAN / JOINT VENTURE :												
1	PT Asuransi Allianz Utama Indonesia	1.670	0	0	0	29	0	0	1.641	3.797	4.501	2.345
2	PT Chafis Insurance Indonesia (dih PT Asuransi AII Indobes)	5	0	0	0	0	0	0	5	0	0	0
<b>JUMLAH / SUB TOTAL</b>			<b>1.674</b>	<b>0</b>	<b>0</b>	<b>29</b>	<b>0</b>	<b>0</b>	<b>1.645</b>	<b>3.797</b>	<b>4.501</b>	<b>2.345</b>
REASURANSI / REINSURANCE :												
1	PT Reasuransi Internasional Indonesia	0	134.978	0	0	468	13.717	0	120.794	28.463	29.345	121.675
2	PT Maskapai Reasuransi Indonesia	0	26.590	248	0	989	3.776	0	22.073	6.014	6.218	22.277
3	PT Reasuransi Nasional Indonesia	0	124.497	0	0	4.998	0	0	119.489	32.878	53.725	140.345
<b>JUMLAH / SUB TOTAL</b>			<b>0</b>	<b>286.064</b>	<b>248</b>	<b>1.456</b>	<b>22.491</b>	<b>0</b>	<b>262.365</b>	<b>67.356</b>	<b>89.288</b>	<b>284.297</b>
<b>JUMLAH SELURUHNYA</b>			<b>598.608</b>	<b>286.124</b>	<b>248</b>	<b>75.417</b>	<b>23.923</b>	<b>0</b>	<b>785.640</b>	<b>202.989</b>	<b>231.829</b>	<b>814.430</b>
<b>GRAND TOTAL</b>												

Usaha Asuransi Kerugian dan Reasuransi  
 Non Life Insurance and Reinsurance Business  
 TABLE : 4.7B.1 / TABLE : 4.7B.1  
 KLAIM USAHA ASURANSI KERUGIAN DAN REASURANSI TAHUN 2014  
 CLAIMS OF NON LIFE INSURANCE AND REINSURANCE BUSINESS IN 2014

Line of Business : Harta Benda  
 Line of Business : Property

Dalam Jutaan Rupiah  
 In Million Rupiah

(1)	(2)	REASURANSI / REINSURANCE				CADANGAN KLAIM				(13)			
		(3)	(4)	(5)	(6)	(7)	(8)	(9)	(10)		(11)	(12)	
NO	NAMA PERUSAHAAN NAME OF COMPANIES	POS LANGSUNG DIRECT BUSINESS	DALAM NEGERI DOMESTIC	ABROAD	LAINNYA OTHERS	DALAM NEGERI DOMESTIC	ABROAD	LAINNYA OTHERS	KLAIM NETO NET CLAIMS	TAHUN LALU PAST YEAR	TAHUN BERJALAN CURRENT YEAR	BEBAN KLAIM INCURRED	
SWASTA NASIONAL / PRIVATE :													
1	PT Asuransi Adira Dinamika		491	0	0	0	184	0	0	308	413	1.272	1.167
2	PT Asuransi Astra Buana		347	0	0	0	1	0	0	346	22	12	336
3	PT Asuransi Bangun Askrida		138	0	0	0	0	0	0	138	0	0	138
4	PT Asuransi Bina Dana Arta Tbk.		0	0	0	0	0	0	0	0	0	0	0
5	PT Asuransi Bintang Tbk.		452	0	0	0	0	0	0	452	74	0	377
6	PT Asuransi Bintang Sejahtera Artaekonomi		46	0	0	0	29	0	0	16	92	0	-75
7	PT Asuransi Umum Bumpulera Muda 1967		0	0	0	0	0	0	0	0	0	0	0
8	PT Asuransi Central Asia		296	0	0	0	167	0	0	129	218	38	50
9	PT Asuransi Ekspor Indonesia (Persero)		0	0	0	0	0	0	0	0	0	0	0
10	PT Asuransi Jasa Indonesia (Persero)		2.230	0	0	0	797	0	0	1.433	1.929	1.177	681
11	PT Asuransi Jasa Rahajaya Pulaia		0	0	0	0	0	0	0	0	0	0	0
12	PT Jaya Proteksi Takatuli		416	0	0	0	129	38	0	249	216	216	249
13	PT Asuransi Umum Mega		0	0	0	0	0	0	0	0	39	26	-13
14	PT Asuransi Mitra Maparya		0	0	0	0	0	0	0	0	0	1	1
15	PT Pan Pacific Insurance (dih PT Auransi Jaya Inti)		0	0	0	0	0	0	0	0	0	2	2
16	PT Asuransi Parclamas		89	0	0	0	59	0	0	30	0	0	30
17	PT Asuransi Ranneyana Tbk.		40	0	0	0	23	0	0	17	119	367	266
18	PT Asuransi Sinar Mas		145	0	0	0	11	0	0	135	770	387	-248
19	PT Sisco Jasa Pratama		340	0	0	0	31	0	0	309	40	240	509
20	PT Asuransi Taketuli Umum		6.103	0	0	0	3.165	363	0	2.576	4.278	3.076	1.374
21	PT Asuransi Tri Pakarta		0	0	0	0	0	0	0	0	0	223	223
22	PT Tugu Pratama Indonesia		939	0	0	0	916	0	0	23	31	37	29
23	PT Asuransi Wahana Tata		0	0	0	0	0	0	0	0	0	0	0
JUMLAH / SUB TOTAL			12.074	0	0	5.513	401	0	0	6.161	8.240	7.075	4.997
PATUNGAN / JOINT VENTURE :													
(1)	(2)	(3)	(4)	(5)	(6)	(7)	(8)	(9)	(10)	(11)	(12)	(13)	
1	PT Asuransi Allianz Utama Indonesia		262	0	0	0	11	0	0	252	1.733	2.116	635
2	PT Charis Insurance Indonesia (dih PT Asuransi AUI Indones)		0	0	0	0	0	0	0	0	0	0	0
JUMLAH / SUB TOTAL			262	0	0	11	0	0	0	252	1.733	2.116	635
REASURANSI / REINSURANCE :													
1	PT Reasuransi Internasional Indonesia		0	1.723	0	0	0	409	0	0	12.052	12.038	-14
2	PT Maskapai Reasuransi Indonesia		0	200	120	0	168	0	152	0	501	1.937	1.647
3	PT Reasuransi Nasional Indonesia		0	2.969	0	0	1.575	0	1.425	0	4.060	6.965	4.330
JUMLAH / SUB TOTAL			0	4.922	120	0	2.152	0	1.576	0	16.614	21.001	5.983
JUMLAH SELURUHNYA GRAND TOTAL			12.337	4.922	120	5.523	2.553	0	7.989	26.987	30.193	11.595	

Usaha Asuransi Kenangan dan Reasuransi  
*Non Life Insurance and Reinsurance Business*  
 TABEL : 4.7B.2 / TABLE : 4.7B.2  
 KLAIM USAHA ASURANSI KERUGIAN DAN REASURANSI TAHUN 2014  
 CLAIMS OF NON LIFE INSURANCE AND REINSURANCE BUSINESS IN 2014

Unit Usaha : Kendaraan Bermotor  
 Line of Business : Motor Vehicle

Dalam Jutaan Rupiah  
 In Million Rupiah

NO	NAMA PERUSAHAAN NAME OF COMPANIES	POS LANGSUNG DIRECT BUSINESS	REASURANSI / REINSURANCE			CADANGAN KLAIM CLAIMS RESERVE			KLAIM NET CLAIMS	TAHUN LALU PAST YEAR	TAHUN BERJALAN CURRENT YEAR	BEBAN KLAIM INCURRED
			DALAM NEGERI DOMESTIC	ABROAD	LAINNYA OTHERS	DALAM NEGERI DOMESTIC	ABROAD	LAINNYA OTHERS				
(1)	(2)	(3)	(4)	(5)	(6)	(7)	(8)	(9)	(10)	(11)	(12)	(13)
<b>SWASTA NASIONAL / PRIVATE :</b>												
1	PT Asuransi Adira Dinamika		69.346	0	0	0	2.065	0	67.280	18.560	15.229	63.949
2	PT Asuransi Astra Buana		139.878	0	0	0	4.337	0	135.541	21.193	21.575	135.922
3	PT Asuransi Bangun Askrida		514	0	0	0	46	5	463	0	11	474
4	PT Asuransi Bina Dana Arta Tbk		463	0	0	0	81	0	381	168	274	487
5	PT Asuransi Bihang Tbk		39.431	0	0	0	33	0	39.398	7.946	2.765	34.217
6	PT Asuransi Bringin Segitihara Akramakmur		877	0	0	0	0	0	877	440	0	436
7	PT Asuransi Umum Bumiputera Muda 1987		0	0	0	0	0	0	0	0	0	0
8	PT Asuransi Central Asia		17.352	0	0	0	7.987	0	9.365	4.017	3.413	8.761
9	PT Asuransi Elspor Indonesia (Persero)		0	0	0	0	0	0	0	0	0	0
10	PT Asuransi Jasa Indonesia (Persero)		60.777	4	0	0	10.826	0	60.781	10.826	27.057	77.012
11	PT Asuransi Jasa Raharja Putea		130	0	0	0	65	0	65	0	8	73
12	PT Jaya Proteksi Tegalul		32.970	0	0	0	474	25	32.471	3.756	7.428	36.143
13	PT Asuransi Umum Mega		24.497	0	0	0	376	0	24.121	10.073	4.125	18.173
14	PT Asuransi Mitra Mepanya		0	0	0	0	0	0	0	2	5	3
15	PT Pan Pacific Insurance (dih PT Auransi Jaya lmi)		743	0	0	0	267	0	476	2	115	589
16	PT Asuransi Pardamas		1.698	0	0	0	769	0	769	147	0	916
17	PT Asuransi Ramayana Tbk		9.824	0	0	0	3.748	0	6.077	1.971	1.973	6.076
18	PT Asuransi Sinar Mas		18.786	0	0	0	1	0	18.785	2.195	5.185	21.775
19	PT Sisco Jasa Pratama		267	0	0	0	129	0	138	332	615	421
20	PT Asuransi Toklati Umum		23.823	0	0	0	274	6	23.543	9.747	10.923	24.716
21	PT Asuransi Tri Pakarta		25.731	55	0	0	2.451	14	23.321	10.073	8.361	21.609
22	PT Tugu Pratama Indonesia		1.665	0	0	0	1.139	0	526	22	101	604
23	PT Asuransi Wahana Tata		51	0	0	0	20	0	31	0	14	65
<b>JUMLAH / SUB TOTAL</b>			<b>468.823</b>	<b>59</b>	<b>0</b>	<b>0</b>	<b>24.423</b>	<b>49</b>	<b>444.409</b>	<b>101.177</b>	<b>109.174</b>	<b>452.362</b>
(1)	(2)	(3)	(4)	(5)	(6)	(7)	(8)	(9)	(10)	(11)	(12)	(13)
<b>PATUNGAN / JOINT VENTURE :</b>												
1	PT Asuransi Allianz Utama Indonesia		1.407	0	0	0	18	0	1.389	1.930	2.251	1.710
2	PT Chafis Insurance Indonesia (dih PT Asuransi AII Indobes)		0	0	0	0	0	0	0	0	0	0
<b>JUMLAH / SUB TOTAL</b>			<b>1.407</b>	<b>0</b>	<b>0</b>	<b>0</b>	<b>18</b>	<b>0</b>	<b>1.389</b>	<b>1.930</b>	<b>2.251</b>	<b>1.710</b>
<b>REASURANSI / REINSURANCE :</b>												
1	PT Reasuransi Internasional Indonesia		0	7.862	0	0	0	1.333	0	2.180	2.007	-172
2	PT Maskapai Reasuransi Indonesia		0	2.040	12	0	0	2.052	390	574	2.236	
3	PT Reasuransi Nasional Indonesia		0	6.075	0	0	0	6.075	4.425	3.924	5.575	
<b>JUMLAH / SUB TOTAL</b>			<b>0</b>	<b>15.977</b>	<b>12</b>	<b>0</b>	<b>0</b>	<b>1.333</b>	<b>8.127</b>	<b>6.995</b>	<b>6.506</b>	<b>7.658</b>
<b>JUMLAH SELURUHNYA</b>			<b>470.230</b>	<b>16.036</b>	<b>12</b>	<b>0</b>	<b>24.441</b>	<b>1.382</b>	<b>453.925</b>	<b>110.102</b>	<b>117.931</b>	<b>461.710</b>
<b>GRAND TOTAL</b>												



Usaha Asuransi Kenangan dan Reasuransi  
 Non Life Insurance and Reinsurance Business  
 TABEL : 4.7B.4 / TABLE : 4.7B.4  
 KLAIM USAHA ASURANSI KERUGIAN DAN REASURANSI TAHUN 2014  
 CLAIMS OF NON LIFE INSURANCE AND REINSURANCE BUSINESS IN 2014

Unit Usaha : Rangka Kapal  
 Line of Business : Marine Hull

Dalam Jutaan Rupiah  
 In Million Rupiah

NO	NAMA PERUSAHAAN NAME OF COMPANIES	POS LANGSUNG DIRECT BUSINESS	REASURANSI / REINSURANCE			CADANGAN KLAIM CLAIMS RESERVE			BEBAN KLAIM INCURRED				
			DALAM NEGERI DOMESTIC	ABROAD	LAINNYA OTHERS	DALAM NEGERI DOMESTIC	ABROAD	LAINNYA OTHERS		TAHUN LALU PAST YEAR	TAHUN BERJALAN CURRENT YEAR		
(1)	(2)	(3)	(4)	(5)	(6)	(7)	(8)	(9)	(10)	(11)	(12)	(13)	
<b>SWASTA NASIONAL / PRIVATE :</b>													
1	PT Asuransi Adira Dinamika	64	0	0	0	0	58	0	0	6	106	192	92
2	PT Asuransi Astra Buana	-0	0	0	0	0	0	0	0	-0	38	38	-0
3	PT Asuransi Bangun Askrida	0	0	0	0	0	0	0	0	0	0	0	0
4	PT Asuransi Bina Dana Arta Tbk	0	0	0	0	0	0	0	0	0	0	0	0
5	PT Asuransi Bihang Tbk	0	0	0	0	0	0	0	0	0	0	0	0
6	PT Asuransi Bringin Segitihara Akramakmur	0	0	0	0	0	0	0	0	0	0	0	0
7	PT Asuransi Umum Bumiputera Muda 1987	0	0	0	0	0	0	0	0	0	0	0	0
8	PT Asuransi Central Asia	0	0	0	0	0	0	0	0	0	18	18	0
9	PT Asuransi Elspor Indonesia (Pensero)	0	0	0	0	0	0	0	0	0	0	0	0
10	PT Asuransi Jasa Indonesia (Pensero)	1.041	0	0	0	449	0	0	592	3.601	1.663	1.663	-1.346
11	PT Asuransi Jasa Raharja Pula	0	0	0	0	0	0	0	0	0	0	0	0
12	PT Jaya Proteksi Takaful	0	0	0	0	0	0	0	0	0	0	0	0
13	PT Asuransi Umum Mega	0	0	0	0	0	0	0	0	0	0	0	0
14	PT Asuransi Mitra Mapanya	0	0	0	0	0	0	0	0	0	0	0	0
15	PT Pan Pacific Insurance (dih PT Auramsi Jaya lmi)	0	0	0	0	0	0	0	0	0	0	0	0
16	PT Asuransi Parolamas	0	0	0	0	0	0	0	0	0	0	0	0
17	PT Asuransi Ramayana Tbk	107	0	0	0	104	0	0	4	25	43	43	22
18	PT Asuransi Sinar Mas	2	0	0	0	0	0	0	2	3	1.190	1.188	16
19	PT Sisco Jasa Pratama	0	0	0	0	0	0	0	0	0	0	16	0
20	PT Asuransi Takaful Umum	1.015	0	0	0	823	0	9	183	395	688	688	487
21	PT Asuransi Tri Pakarta	537	0	0	0	497	0	0	40	71	198	198	167
22	PT Lugu Pratama Indonesia	5.521	0	0	0	5.441	0	0	80	35	135	135	180
23	PT Asuransi Wahana Tata	0	0	0	0	0	0	0	0	0	0	0	0
<b>JUMLAH / SUB TOTAL</b>			<b>8.287</b>	<b>0</b>	<b>0</b>	<b>7.372</b>	<b>9</b>	<b>0</b>	<b>906</b>	<b>4.291</b>	<b>4.191</b>	<b>4.191</b>	<b>805</b>
(1)	(2)	(3)	(4)	(5)	(6)	(7)	(8)	(9)	(10)	(11)	(12)	(13)	
<b>PATUNGAN / JOINT VENTURE :</b>													
1	PT Asuransi Allianz Utama Indonesia	0	0	0	0	0	0	0	0	0	0	0	0
2	PT Chafits Insurance Indonesia (dih PT Asuransi AII Indobes)	0	0	0	0	0	0	0	0	0	0	0	0
<b>JUMLAH / SUB TOTAL</b>			<b>0</b>	<b>0</b>	<b>0</b>	<b>0</b>	<b>0</b>	<b>0</b>	<b>0</b>	<b>0</b>	<b>0</b>	<b>0</b>	<b>0</b>
<b>REASURANSI / REINSURANCE :</b>													
1	PT Reasuransi Internasional Indonesia	0	312	0	0	0	0	40	0	0	1.237	647	589
2	PT Maskapai Reasuransi Indonesia	0	651	0	0	0	0	54	597	384	306	93	306
3	PT Reasuransi Nasional Indonesia	0	799	0	0	0	0	343	456	643	655	463	463
<b>JUMLAH / SUB TOTAL</b>			<b>0</b>	<b>1.762</b>	<b>0</b>	<b>0</b>	<b>0</b>	<b>437</b>	<b>1.053</b>	<b>2.263</b>	<b>1.395</b>	<b>1.395</b>	<b>185</b>
<b>JUMLAH SELURUHNYA</b>			<b>8.287</b>	<b>1.762</b>	<b>0</b>	<b>7.372</b>	<b>446</b>	<b>0</b>	<b>1.958</b>	<b>6.555</b>	<b>5.586</b>	<b>5.586</b>	<b>990</b>
<b>GRAND TOTAL</b>													



Usaha Asuransi Kenangan dan Reasuransi  
 Non Life Insurance and Reinsurance Business  
 TABEL : 4.7B.6 / TABLE : 4.7B.6  
 KLAIM USAHA ASURANSI KERUGIAN DAN REASURANSI TAHUN 2014  
 CLAIMS OF NON LIFE INSURANCE AND REINSURANCE BUSINESS IN 2014

Unit Usaha : Satelit  
 Line of Business : Satellite

Dalam Jutaan Rupiah  
 In Million Rupiah

NO	NAMA PERUSAHAAN NAME OF COMPANIES	POS LANGSUNG DIRECT BUSINESS	REASURANSI / REINSURANCE			CADANGAN KLAIM CLAIMS RESERVE			BEBAN KLAIM CLAIMS INCURRED			
			DALAM NEGERI DOMESTIC	ABROAD	LAINNYA OTHERS	DALAM NEGERI DOMESTIC	ABROAD	LAINNYA OTHERS		TAHUN LALU PAST YEAR	TAHUN BERJALAN CURRENT YEAR	
(1)	(2)	(3)	(4)	(5)	(6)	(7)	(8)	(9)	(10)	(11)	(12)	(13)
<b>SWASTA NASIONAL / PRIVATE :</b>												
1	PT Asuransi Adira Dinamika		0	0	0	0	0	0	0	0	0	0
2	PT Asuransi Astra Buana		0	0	0	0	0	0	0	0	0	0
3	PT Asuransi Bangun Askrida		0	0	0	0	0	0	0	0	0	0
4	PT Asuransi Bina Dana Arta Tbk		0	0	0	0	0	0	0	0	0	0
5	PT Asuransi Bihang Tbk		0	0	0	0	0	0	0	0	0	0
6	PT Asuransi Bering Segahitera Akramakmur		0	0	0	0	0	0	0	0	0	0
7	PT Asuransi Umum Bumiputera Muda 1987		0	0	0	0	0	0	0	0	0	0
8	PT Asuransi Central Asia		0	0	0	0	0	0	0	0	0	0
9	PT Asuransi Elspor Indonesia (Persero)		0	0	0	0	0	0	0	0	0	0
10	PT Asuransi Jasa Indonesia (Persero)		0	0	0	0	0	0	0	0	0	0
11	PT Asuransi Jasa Raharja Pulera		0	0	0	0	0	0	0	0	0	0
12	PT Jaya Proteksi Takaful		0	0	0	0	0	0	0	0	0	0
13	PT Asuransi Umum Mega		0	0	0	0	0	0	0	0	0	0
14	PT Asuransi Mitra Maparya		0	0	0	0	0	0	0	0	0	0
15	PT Pan Pacific Insurance (dih PT Auramsi Jaya lmi)		0	0	0	0	0	0	0	0	0	0
16	PT Asuransi Parolamas		0	0	0	0	0	0	0	0	0	0
17	PT Asuransi Ranyana Tbk		0	0	0	0	0	0	0	0	0	0
18	PT Asuransi Sinar Mas		0	0	0	0	0	0	0	0	0	0
19	PT Sisco Jasa Pratama		0	0	0	0	0	0	0	0	0	0
20	PT Asuransi Takaful Umum		0	0	0	0	0	0	0	0	0	0
21	PT Asuransi Tri Pakarta		0	0	0	0	0	0	0	0	0	0
22	PT Tugu Pratama Indonesia		0	0	0	0	0	0	0	0	0	0
23	PT Asuransi Wehena Tata		0	0	0	0	0	0	0	0	0	0
<b>JUMLAH / SUB TOTAL</b>			<b>0</b>	<b>0</b>	<b>0</b>	<b>0</b>	<b>0</b>	<b>0</b>	<b>0</b>	<b>0</b>	<b>0</b>	<b>0</b>
(1)	(2)	(3)	(4)	(5)	(6)	(7)	(8)	(9)	(10)	(11)	(12)	(13)
<b>PATUNGAN / JOINT VENTURE :</b>												
1	PT Asuransi Allianz Utama Indonesia		0	0	0	0	0	0	0	0	0	0
2	PT Chafis Insurance Indonesia (dih PT Asuransi AII Indohes)		0	0	0	0	0	0	0	0	0	0
<b>JUMLAH / SUB TOTAL</b>			<b>0</b>	<b>0</b>	<b>0</b>	<b>0</b>	<b>0</b>	<b>0</b>	<b>0</b>	<b>0</b>	<b>0</b>	<b>0</b>
<b>REASURANSI / REINSURANCE :</b>												
1	PT Reasuransi Internasional Indonesia		0	0	0	0	0	0	0	0	0	0
2	PT Maskapai Reasuransi Indonesia		0	0	0	0	0	0	0	0	0	0
3	PT Reasuransi Nasional Indonesia		0	0	0	0	0	0	0	0	0	0
<b>JUMLAH / SUB TOTAL</b>			<b>0</b>	<b>0</b>	<b>0</b>	<b>0</b>	<b>0</b>	<b>0</b>	<b>0</b>	<b>0</b>	<b>0</b>	<b>0</b>
<b>JUMLAH SELURUHNYA</b>			<b>0</b>	<b>0</b>	<b>0</b>	<b>0</b>	<b>0</b>	<b>0</b>	<b>0</b>	<b>0</b>	<b>0</b>	<b>0</b>
<b>GRAND TOTAL</b>			<b>0</b>	<b>0</b>	<b>0</b>	<b>0</b>	<b>0</b>	<b>0</b>	<b>0</b>	<b>0</b>	<b>0</b>	<b>0</b>

Usaha Asuransi Kerugian dan Reasuransi  
 Non Life Insurance and Reinsurance Business  
 TABLE : 4.7B.7 / TABLE : 4.7B.7  
 KLAIM USAHA ASURANSI KERUGIAN DAN REASURANSI TAHUN 2014  
 CLAIMS OF NON LIFE INSURANCE AND REINSURANCE BUSINESS IN 2014

Unit Usaha : Energi Darat  
 Line of Business : Energy On Shore

Dalam Jutaan Rupiah  
 In Million Rupiah

(1)	(2)	POS LANGSUNG / DIRECT BUSINESS			REASURANSI / REINSURANCE			CADANGAN KLAIM / CLAIMS RESERVE			(13)		
		(3)	(4)	(5)	(6)	(7)	(8)	(9)	(10)	(11)		(12)	
NO	NAMA PERUSAHAAN / NAME OF COMPANIES	DALAM NEGERI / DOMESTIC	ABROAD	INWARD	ABROAD	LAINNYA / OTHERS	DALAM NEGERI / DOMESTIC	ABROAD	LAINNYA / OTHERS	KLAIM NET / NET CLAIMS	TAHUN LALU / PAST YEAR	TAHUN BERJALAN / CURRENT YEAR	BEBAN KLAIM / CLAIMS INCURRED
<b>SWASTA NASIONAL / PRIVATE :</b>													
1	PT Asuransi Adira Dinamika	0	0	0	0	0	0	0	0	0	0	0	0
2	PT Asuransi Asira Buana	0	0	0	0	0	0	0	0	0	0	0	0
3	PT Asuransi Bagun Askrida	0	0	0	0	0	0	0	0	0	0	0	0
4	PT Asuransi Bina Dana Aira Tbk.	0	0	0	0	0	0	0	0	0	0	0	0
5	PT Asuransi Bintang Tbk.	0	0	0	0	0	0	0	0	0	0	0	0
6	PT Asuransi Brinjin Sigahitara Alamakmur	0	0	0	0	0	0	0	0	0	0	0	0
7	PT Asuransi Umum Bumiputera Muda 1987	0	0	0	0	0	0	0	0	0	0	0	0
8	PT Asuransi Central Asia	0	0	0	0	0	0	0	0	0	0	0	0
9	PT Asuransi Ekspor Indonesia (Penasro)	0	0	0	0	0	0	0	0	0	0	0	0
10	PT Asuransi Jasa Indonesia (Persero)	0	0	0	0	0	0	0	0	0	101	0	-101
11	PT Asuransi Jasa Raharja Pulera	0	0	0	0	0	0	0	0	0	0	0	0
12	PT Jaya Proteksi Takaful	0	0	0	0	0	0	0	0	0	0	0	0
13	PT Asuransi Umum Mega	0	0	0	0	0	0	0	0	0	0	0	0
14	PT Asuransi Mitra Mapaya	0	0	0	0	0	0	0	0	0	0	0	0
15	PT Pan Pacific Insurance (dih PT Asuransi Jaya Intl)	0	0	0	0	0	0	0	0	0	0	0	0
16	PT Asuransi Parolamas	0	0	0	0	0	0	0	0	0	0	0	0
17	PT Asuransi Ramayana Tbk.	0	0	0	0	0	0	0	0	0	0	0	0
18	PT Asuransi Sinar Mas	0	0	0	0	0	0	0	0	0	0	0	0
19	PT Sico Jasa Pratama	0	0	0	0	0	0	0	0	0	0	0	0
20	PT Asuransi Takafu Umum	0	0	0	0	0	0	0	0	0	0	0	0
21	PT Asuransi Tri Palanda	0	0	0	0	0	0	0	0	0	0	0	0
22	PT Tiguh Pratama Indonesia	0	0	0	0	0	0	0	0	0	0	0	0
23	PT Asuransi Wahana Tata	0	0	0	0	0	0	0	0	0	0	0	0
<b>JUMLAH / SUB TOTAL</b>		<b>0</b>	<b>0</b>	<b>0</b>	<b>0</b>	<b>0</b>	<b>0</b>	<b>0</b>	<b>0</b>	<b>0</b>	<b>101</b>	<b>0</b>	<b>-101</b>
<b>PATUNGAN / JOINT VENTURE :</b>													
(1)	(2)	(3)	(4)	(5)	(6)	(7)	(8)	(9)	(10)	(11)	(12)	(13)	
1	PT Asuransi Allianz Utama Indonesia	0	0	0	0	0	0	0	0	0	0	0	0
2	PT Charitas Insurance Indonesia (dih PT Asuransi ALU Indonet)	0	0	0	0	0	0	0	0	0	0	0	0
<b>JUMLAH / SUB TOTAL</b>		<b>0</b>	<b>0</b>	<b>0</b>	<b>0</b>	<b>0</b>	<b>0</b>	<b>0</b>	<b>0</b>	<b>0</b>	<b>0</b>	<b>0</b>	<b>0</b>
<b>REASURANSI / REINSURANCE :</b>													
1	PT Reasuransi Internasional Indonesia	0	0	0	0	0	0	0	0	0	0	0	0
2	PT Maskapai Reasuransi Indonesia	0	0	0	0	0	0	0	0	0	0	0	0
3	PT Reasuransi Nasional Indonesia	0	0	0	0	0	0	0	0	0	0	0	0
<b>JUMLAH / SUB TOTAL</b>		<b>0</b>	<b>0</b>	<b>0</b>	<b>0</b>	<b>0</b>	<b>0</b>	<b>0</b>	<b>0</b>	<b>0</b>	<b>0</b>	<b>0</b>	<b>0</b>
<b>JUMLAH SELURUHNYA / GRAND TOTAL</b>		<b>0</b>	<b>0</b>	<b>0</b>	<b>0</b>	<b>0</b>	<b>0</b>	<b>0</b>	<b>0</b>	<b>0</b>	<b>101</b>	<b>0</b>	<b>-101</b>



Usaha Asuransi Kenugian dan Reasuransi  
 Non Life Insurance and Reinsurance Business  
 TABEL : 4.7B.8 / TABLE : 4.7B.8  
 KLAIM USAHA ASURANSI KERUGIAN DAN REASURANSI TAHUN 2014  
 CLAIMS OF NON LIFE INSURANCE AND REINSURANCE BUSINESS IN 2014

Unit Usaha : Energi Lepas Pantai  
 Line of Business : Energy Off Shore

Dalam Jutaan Rupiah  
 In Million Rupiah

NO	NAMA PERUSAHAAN NAME OF COMPANIES	POS LANGSUNG DIRECT BUSINESS	REASURANSI / REINSURANCE			CADANGAN KLAIM CLAIMS RESERVE			BEBAN KLAIM INCURRED			
			DALAM NEGERI DOMESTIC	ABROAD	LAINNYA OTHERS	DALAM NEGERI DOMESTIC	ASEAN	ABROAD		LAINNYA OTHERS	KLAIM NETTO NET CLAIMS	TAHUN LALU PAST YEAR
(1)	(2)	(3)	(4)	(5)	(6)	(7)	(8)	(9)	(10)	(11)	(12)	(13)
<b>SWASTA NASIONAL / PRIVATE :</b>												
1	PT Asuransi Adira Dinamika		0	0	0	0	0	0	0	0	0	0
2	PT Asuransi Astra Buana		0	0	0	0	0	0	0	0	0	0
3	PT Asuransi Bangun Askrida		0	0	0	0	0	0	0	0	0	0
4	PT Asuransi Bina Dana Arta Tbk		0	0	0	0	0	0	0	0	0	0
5	PT Asuransi Bihang Tbk		0	0	0	0	0	0	0	0	0	0
6	PT Asuransi Bering Segihera Akramakmur		0	0	0	0	0	0	0	0	0	0
7	PT Asuransi Umum Bumiputera Muda 1987		0	0	0	0	0	0	0	0	0	0
8	PT Asuransi Central Asia		0	0	0	0	0	0	0	0	0	0
9	PT Asuransi Elspor Indonesia (Persero)		0	0	0	0	0	0	0	0	0	0
10	PT Asuransi Jasa Indonesia (Persero)		0	0	0	0	0	0	0	0	0	0
11	PT Asuransi Jasa Raharja Pulera		0	0	0	0	0	0	0	0	0	0
12	PT Jaya Proteksi Takaful		0	0	0	0	0	0	0	0	0	0
13	PT Asuransi Umum Mega		0	0	0	0	0	0	0	0	0	0
14	PT Asuransi Mitra Maparya		0	0	0	0	0	0	0	0	0	0
15	PT Pan Pacific Insurance (dih PT Aurisma Jaya lmb)		0	0	0	0	0	0	0	0	0	0
16	PT Asuransi Parolamas		0	0	0	0	0	0	0	0	0	0
17	PT Asuransi Ranyana Tbk		0	0	0	0	0	0	0	0	0	0
18	PT Asuransi Sinar Mas		0	0	0	0	0	0	0	0	0	0
19	PT Sisco Jasa Pratama		0	0	0	0	0	0	0	0	0	0
20	PT Asuransi Takaful Umum		0	0	0	0	0	0	0	0	0	0
21	PT Asuransi Tri Pakarta		0	0	0	0	0	0	0	0	0	0
22	PT Tugu Pratama Indonesia		0	0	0	0	0	0	0	0	0	0
23	PT Asuransi Wehena Tata		0	0	0	0	0	0	0	0	0	0
<b>JUMLAH / SUB TOTAL</b>			<b>0</b>	<b>0</b>	<b>0</b>	<b>0</b>	<b>0</b>	<b>0</b>	<b>0</b>	<b>0</b>	<b>0</b>	<b>0</b>
(1)	(2)	(3)	(4)	(5)	(6)	(7)	(8)	(9)	(10)	(11)	(12)	(13)
<b>PATUNGAN / JOINT VENTURE :</b>												
1	PT Asuransi Allianz Utama Indonesia		0	0	0	0	0	0	0	0	0	0
2	PT Chafis Insurance Indonesia (dih PT Asuransi AII Indobes)		0	0	0	0	0	0	0	0	0	0
<b>JUMLAH / SUB TOTAL</b>			<b>0</b>	<b>0</b>	<b>0</b>	<b>0</b>	<b>0</b>	<b>0</b>	<b>0</b>	<b>0</b>	<b>0</b>	<b>0</b>
<b>REASURANSI / REINSURANCE :</b>												
1	PT Reasuransi Internasional Indonesia		0	0	0	0	0	0	0	0	0	0
2	PT Maskapai Reasuransi Indonesia		0	0	0	0	0	0	0	0	0	0
3	PT Reasuransi Nasional Indonesia		0	0	0	0	0	0	0	0	0	0
<b>JUMLAH / SUB TOTAL</b>			<b>0</b>	<b>0</b>	<b>0</b>	<b>0</b>	<b>0</b>	<b>0</b>	<b>0</b>	<b>0</b>	<b>0</b>	<b>0</b>
<b>JUMLAH SELURUHNYA</b>			<b>0</b>	<b>0</b>	<b>0</b>	<b>0</b>	<b>0</b>	<b>0</b>	<b>0</b>	<b>0</b>	<b>0</b>	<b>0</b>
<b>GRAND TOTAL</b>			<b>0</b>	<b>0</b>	<b>0</b>	<b>0</b>	<b>0</b>	<b>0</b>	<b>0</b>	<b>0</b>	<b>0</b>	<b>0</b>

Usaha Asuransi Kenangan dan Reasuransi  
 Non Life Insurance and Reinsurance Business  
 TABEL : 4.7B.9 / TABLE : 4.7B.9  
 KLAIM USAHA ASURANSI KERUGIAN DAN REASURANSI TAHUN 2014  
 CLAIMS OF NON LIFE INSURANCE AND REINSURANCE BUSINESS IN 2014

Dalam Jutaan Rupiah  
 In Million Rupiah

Unit Usaha : Rekayasa  
 Line of Business : Engineering

NO	NAMA PERUSAHAAN NAME OF COMPANIES	POS LANGSUNG DIRECT BUSINESS	REASURANSI / REINSURANCE			CADANGAN KLAIM CLAIMS RESERVE			KLAIM NET CLAIMS	TAHUN LALU PAST YEAR	TAHUN BERJALAN CURRENT YEAR	BEBAN KLAIM INCURRED
			DALAM NEGERI DOMESTIC	ABROAD	LAINNYA OTHERS	DALAM NEGERI DOMESTIC	ABROAD	LAINNYA OTHERS				
(1)	(2)	(3)	(4)	(5)	(6)	(7)	(8)	(9)	(10)	(11)	(12)	(13)
<b>SWASTA NASIONAL / PRIVATE :</b>												
1	PT Asuransi Adira Dinamika	4	0	0	0	0	0	0	4	0	0	1
2	PT Asuransi Astra Buana	0	0	0	0	0	0	0	0	0	0	0
3	PT Asuransi Bangun Askrida	1	0	0	0	0	0	0	1	0	0	1
4	PT Asuransi Bina Dana Arta Tbk	0	0	0	0	0	0	0	0	0	0	0
5	PT Asuransi Bihang Tbk	0	0	0	0	0	0	0	0	0	0	0
6	PT Asuransi Bringin Segitihara Akramakmur	0	0	0	0	0	0	0	0	0	0	0
7	PT Asuransi Umum Bumiputera Muda 1987	0	0	0	0	0	0	0	0	0	0	0
8	PT Asuransi Central Asia	0	0	0	0	0	0	0	0	0	0	0
9	PT Asuransi Ekspor Indonesia (Pensero)	0	0	0	0	0	0	0	0	0	0	0
10	PT Asuransi Jasa Indonesia (Pensero)	3.006	1	0	0	0	0	0	3.007	1.623	1.409	2.793
11	PT Asuransi Jasa Raharja Pula	0	0	0	0	0	0	0	0	0	0	0
12	PT Jaya Proteksi Takaful	657	0	0	0	16	34	0	607	30	0	577
13	PT Asuransi Umum Mega	0	0	0	0	0	0	0	0	0	0	0
14	PT Asuransi Mitra Maparya	0	0	0	0	0	0	0	0	0	0	0
15	PT Pan Pacific Insurance (dih PT Auramsia Jaya Int)	0	0	0	0	0	0	0	0	0	0	0
16	PT Asuransi Parolamas	0	0	0	0	0	0	0	0	0	0	0
17	PT Asuransi Ranyama Tbk	0	0	0	0	0	0	0	0	0	0	0
18	PT Asuransi Sinar Mas	0	0	0	0	0	0	0	0	21	11	4
19	PT Sisco Jasa Pratama	0	0	0	0	0	0	0	0	0	0	0
20	PT Asuransi Takaful Umum	3.028	0	279	0	2.211	279	0	538	1.614	1.534	458
21	PT Asuransi Tri Pakarta	15	0	0	0	5	0	0	10	8	44	46
22	PT Tugu Pratama Indonesia	0	0	0	0	0	0	0	0	0	0	0
23	PT Asuransi Wibhena Tata	0	0	0	0	0	0	0	0	0	0	0
<b>JUMLAH / SUB TOTAL</b>			<b>6.711</b>	<b>1</b>	<b>0</b>	<b>2.232</b>	<b>313</b>	<b>0</b>	<b>4.766</b>	<b>3.295</b>	<b>3.003</b>	<b>3.874</b>
(1)	(2)	(3)	(4)	(5)	(6)	(7)	(8)	(9)	(10)	(11)	(12)	(13)
<b>PATUNGAN / JOINT VENTURE :</b>												
1	PT Asuransi Allianz Utama Indonesia	0	0	0	0	0	0	0	0	133	133	0
2	PT Chafis Insurance Indonesia (dih PT Asuransi AU Indone	0	0	0	0	0	0	0	0	0	0	0
<b>JUMLAH / SUB TOTAL</b>			<b>0</b>	<b>0</b>	<b>0</b>	<b>0</b>	<b>0</b>	<b>0</b>	<b>0</b>	<b>133</b>	<b>133</b>	<b>0</b>
<b>REASURANSI / REINSURANCE :</b>												
1	PT Reasuransi Internasional Indonesia	0	2.220	0	0	0	250	0	0	5.269	3.190	-2.079
2	PT Maskapai Reasuransi Indonesia	0	408	45	0	218	218	0	235	294	169	110
3	PT Reasuransi Nasional Indonesia	0	955	0	0	350	654	0	606	509	461	461
<b>JUMLAH / SUB TOTAL</b>			<b>0</b>	<b>3.583</b>	<b>45</b>	<b>818</b>	<b>818</b>	<b>0</b>	<b>841</b>	<b>6.217</b>	<b>3.868</b>	<b>-1.506</b>
<b>JUMLAH SELURUHNYA</b>			<b>6.711</b>	<b>3.584</b>	<b>45</b>	<b>2.232</b>	<b>1.131</b>	<b>0</b>	<b>5.007</b>	<b>9.645</b>	<b>7.004</b>	<b>2.366</b>
<b>GRAND TOTAL</b>												

Usaha Asuransi Kenugian dan Reasuransi  
 Non Life Insurance and Reinsurance Business  
 TABEL : 4.7B.10 / TABLE : 4.7B.10  
 KLAIM USAHA ASURANSI KERUGIAN DAN REASURANSI TAHUN 2014  
 CLAIMS OF NON LIFE INSURANCE AND REINSURANCE BUSINESS IN 2014

Limit Usaha : Tanggung Cugat  
 Line of Business : Liability

Dalam Jutaan Rupiah  
 In Million Rupiah

NO	NAMA PERUSAHAAN NAME OF COMPANIES	POS LANGSUNG DIRECT BUSINESS	REASURANSI / REINSURANCE			CADANGAN KLAIM CLAIMS RESERVE			BEBAN KLAIM INCURRED			
			DALAM NEGERI DOMESTIC	ABROAD	LAINNYA OTHERS	DALAM NEGERI DOMESTIC	ABROAD	LAINNYA OTHERS		KLAIM NETTO NET CLAIMS	TAHUN BERJALAN CURRENT YEAR	TAHUN LALU PAST YEAR
(1)	(2)	(3)	(4)	(5)	(6)	(7)	(8)	(9)	(10)	(11)	(12)	(13)
<b>SWASTA NASIONAL / PRIVATE :</b>												
1	PT Asuransi Adira Dinamika		0	0	0	0	0	0	0	0	0	0
2	PT Asuransi Astra Buana		0	0	0	0	0	0	0	0	0	0
3	PT Asuransi Bangun Askrida		0	0	0	0	0	0	0	0	0	0
4	PT Asuransi Bina Dana Arta Tbk		0	0	0	0	0	0	0	0	0	0
5	PT Asuransi Bihang Tbk		0	0	0	0	0	0	0	0	0	0
6	PT Asuransi Bringin Segahitera Akramakmur		0	0	0	0	0	0	0	0	0	0
7	PT Asuransi Umum Bumiputera Muda 1987		0	0	0	0	0	0	0	0	0	0
8	PT Asuransi Central Asia		0	0	0	0	0	0	0	0	0	0
9	PT Asuransi Elspor Indonesia (Persero)		0	0	0	0	0	0	0	0	0	0
10	PT Asuransi Jasa Indonesia (Persero)		0	0	0	0	0	0	0	0	0	0
11	PT Asuransi Jasa Raharja Pulera		0	0	0	0	0	0	0	0	0	0
12	PT Jaya Proteksi Takaful		0	0	0	0	0	0	0	0	0	0
13	PT Asuransi Umum Mega		0	0	0	0	0	0	0	0	0	0
14	PT Asuransi Mitra Maparya		0	0	0	0	0	0	0	0	0	0
15	PT Pan Pacific Insurance (dih PT Auramsia Jaya Int)		0	0	0	0	0	0	0	0	0	0
16	PT Asuransi Parolamas		0	0	0	0	0	0	0	0	0	0
17	PT Asuransi Ranyana Tbk		0	0	0	0	0	0	0	0	0	0
18	PT Asuransi Sinar Mas		0	0	0	0	0	0	0	0	0	0
19	PT Sisco Jasa Pratama		0	0	0	0	0	0	0	0	0	0
20	PT Asuransi Takaful Umum	48	0	0	0	0	0	0	48	0	206	477
21	PT Asuransi Tri Pakarta	588	0	0	0	392	0	0	196	522	0	-326
22	PT Tugu Pratama Indonesia	0	0	0	0	0	0	0	0	0	0	0
23	PT Asuransi Wehena Tata	0	0	0	0	0	0	0	0	0	0	0
<b>JUMLAH / SUB TOTAL</b>			<b>636</b>	<b>0</b>	<b>0</b>	<b>392</b>	<b>0</b>	<b>0</b>	<b>244</b>	<b>728</b>	<b>477</b>	<b>-8</b>
(1)	(2)	(3)	(4)	(5)	(6)	(7)	(8)	(9)	(10)	(11)	(12)	(13)
<b>PATUNGAN / JOINT VENTURE :</b>												
1	PT Asuransi Allianz Utama Indonesia		0	0	0	0	0	0	0	0	0	0
2	PT Chafits Insurance Indonesia (dih PT Asuransi AII Indobes)		0	0	0	0	0	0	0	0	0	0
<b>JUMLAH / SUB TOTAL</b>			<b>0</b>	<b>0</b>	<b>0</b>	<b>0</b>	<b>0</b>	<b>0</b>	<b>0</b>	<b>0</b>	<b>0</b>	<b>0</b>
<b>REASURANSI / REINSURANCE :</b>												
1	PT Reasuransi Internasional Indonesia		0	0	0	0	0	0	0	0	0	0
2	PT Maskapai Reasuransi Indonesia		0	0	0	0	0	0	0	0	0	0
3	PT Reasuransi Nasional Indonesia		0	0	0	0	0	0	0	0	44	44
<b>JUMLAH / SUB TOTAL</b>			<b>0</b>	<b>0</b>	<b>0</b>	<b>0</b>	<b>0</b>	<b>0</b>	<b>0</b>	<b>0</b>	<b>44</b>	<b>44</b>
<b>JUMLAH SELURUHNYA</b>			<b>636</b>	<b>0</b>	<b>0</b>	<b>392</b>	<b>0</b>	<b>0</b>	<b>244</b>	<b>728</b>	<b>521</b>	<b>-8</b>
<b>GRAND TOTAL</b>			<b>636</b>	<b>0</b>	<b>0</b>	<b>392</b>	<b>0</b>	<b>0</b>	<b>244</b>	<b>728</b>	<b>521</b>	<b>-8</b>

Usaha Asuransi Kenangan dan Reasuransi  
 Non Life Insurance and Reinsurance Business  
 TABEL : 4.7B.11 / TABLE : 4.7B.11  
 KLAIM USAHA ASURANSI KERUGIAN DAN REASURANSI TAHUN 2014  
 CLAIMS OF NON LIFE INSURANCE AND REINSURANCE BUSINESS IN 2014

Unit/Usaha : Kecelakaan Diri dan Kesehatan  
 Line of Business : Personal Accident & Health

Dalam Jutaan Rupiah  
 In Million Rupiah

NO	NAMA PERUSAHAAN NAME OF COMPANIES	POS LANGSUNG DIRECT BUSINESS	REASURANSI / REINSURANCE			CADANGAN KLAIM CLAIMS RESERVE			KLAIM NETTO NET CLAIMS	TAHUN LALU PAST YEAR	TAHUN BERJALAN CURRENT YEAR	BEBAN KLAIM INCURRED
			DALAM NEGERI DOMESTIC	ABROAD	LAINNYA OTHERS	DALAM NEGERI DOMESTIC	ABROAD	LAINNYA OTHERS				
(1)	(2)	(3)	(4)	(5)	(6)	(7)	(8)	(9)	(10)	(11)	(12)	(13)
<b>SWASTA NASIONAL / PRIVATE :</b>												
1	PT Asuransi Adira Dinamika		1.568	0	0	0	326	0	1.242	248	1.506	2.500
2	PT Asuransi Astra Buana		2.647	0	0	3.445	0	0	-799	211	12	-997
3	PT Asuransi Bangun Askrida		9.617	0	0	3.461	22	6.134	415	44	5.764	0
4	PT Asuransi Bina Dana Aia Tbk		0	0	0	0	0	0	0	0	0	0
5	PT Asuransi Bihang Tbk		22.440	0	0	0	0	0	22.440	48	48	22.440
6	PT Asuransi Bringin Segihera Akramakmur		0	0	0	0	0	0	0	0	0	0
7	PT Asuransi Umum Bumiputera Muda 1987		0	0	0	0	0	0	0	0	0	0
8	PT Asuransi Central Asia		0	0	0	0	0	0	0	0	0	0
9	PT Asuransi Elspor Indonesia (Persero)		0	0	0	0	0	0	0	0	0	0
10	PT Asuransi Jasa Indonesia (Persero)		0	0	0	0	0	0	0	0	0	0
11	PT Asuransi Jasa Raharja Pula		0	0	0	0	0	0	0	0	0	0
12	PT Jaya Proteksi Takaful		85	0	0	37	2	46	46	22	68	68
13	PT Asuransi Umum Mega		463	0	0	46	0	417	1.246	316	216	-513
14	PT Asuransi Mitra Maparya		0	0	0	0	0	0	0	0	0	0
15	PT Pan Pacific Insurance (dih PT Auranis Lajya Imi)		0	0	0	0	0	0	0	0	0	0
16	PT Asuransi Parolamas		0	0	0	0	0	0	0	0	0	0
17	PT Asuransi Rameyana Tbk		0	0	0	0	0	0	0	11	3	-8
18	PT Asuransi Sinar Mas		0	0	0	0	0	0	0	20.788	0	-20.788
19	PT Sisco Jasa Pratama		0	0	0	0	0	0	0	0	0	0
20	PT Asuransi Takaful Umum		355	0	0	41	0	314	292	417	438	438
21	PT Asuransi Tri Pakaria		1.504	0	0	576	17	911	561	294	644	644
22	PT Lugu Pratama Indonesia		1.715	0	0	683	0	1.032	100	100	932	932
23	PT Asuransi Wahana Tata		0	0	0	0	0	0	0	0	0	0
<b>JUMLAH / SUB TOTAL</b>			<b>40.394</b>	<b>0</b>	<b>0</b>	<b>8.615</b>	<b>41</b>	<b>31.738</b>	<b>23.921</b>	<b>2.663</b>	<b>10.480</b>	<b>10.480</b>
<b>PATUNGAN / JOINT VENTURE :</b>												
1	PT Asuransi Allianz Utama Indonesia		0	0	0	0	0	0	0	0	0	0
2	PT Chafis Insurance Indonesia (dih PT Asuransi AII Indobes)		5	0	0	0	0	5	5	0	0	5
<b>JUMLAH / SUB TOTAL</b>			<b>5</b>	<b>0</b>	<b>0</b>	<b>0</b>	<b>0</b>	<b>5</b>	<b>5</b>	<b>0</b>	<b>0</b>	<b>5</b>
<b>REASURANSI / REINSURANCE :</b>												
1	PT Reasuransi Internasional Indonesia		0	4.549	0	0	829	0	0	546	738	191
2	PT Maskapai Reasuransi Indonesia		0	191.193	0	989	1.078	17.127	1.880	1.695	1.800	16.941
3	PT Reasuransi Nasional Indonesia		0	196	0	0	0	196	530	1.108	774	774
<b>JUMLAH / SUB TOTAL</b>			<b>0</b>	<b>23.938</b>	<b>0</b>	<b>989</b>	<b>1.906</b>	<b>17.323</b>	<b>2.958</b>	<b>3.541</b>	<b>17.906</b>	<b>17.906</b>
<b>JUMLAH SELURUHNYA</b>			<b>40.399</b>	<b>23.938</b>	<b>0</b>	<b>9.604</b>	<b>1.947</b>	<b>49.065</b>	<b>26.979</b>	<b>6.204</b>	<b>28.391</b>	<b>28.391</b>

Usaha Asuransi Kenugian dan Reasuransi  
 Non Life Insurance and Reinsurance Business  
 TABEL : 4.7B.12 / TABLE : 4.7B.12  
 KLAIM USAHA ASURANSI KERUGIAN DAN REASURANSI TAHUN 2014  
 CLAIMS OF NON LIFE INSURANCE AND REINSURANCE BUSINESS IN 2014

Unit Usaha : Kredit  
 Line of Business : Credit

Dalam Jutaan Rupiah  
 In Million Rupiah

NO	NAMA PERUSAHAAN NAME OF COMPANIES	POS LANGSUNG DIRECT BUSINESS	REASURANSI / REINSURANCE			CADANGAN KLAIM CLAIMS RESERVE			BEBAN KLAIM CLAIMS INCURRED			
			DALAM NEGERI DOMESTIC	ABROAD	LAINNYA OTHERS	DALAM NEGERI DOMESTIC	ABROAD	LAINNYA OTHERS		TAHUN LALU PAST YEAR	TAHUN BERJALAN CURRENT YEAR	
(1)	(2)	(3)	(4)	(5)	(6)	(7)	(8)	(9)	(10)	(11)	(12)	(13)
<b>SWASTA NASIONAL / PRIVATE :</b>												
1	PT Asuransi Adira Dinamika		0	0	0	0	0	0	0	0	0	0
2	PT Asuransi Astra Buana		0	0	0	0	0	0	0	0	0	0
3	PT Asuransi Bangun Askrida		0	0	0	0	0	0	0	0	0	0
4	PT Asuransi Bina Dana Arta Tbk		0	0	0	0	0	0	0	0	0	0
5	PT Asuransi Bihang Tbk		0	0	0	0	0	0	0	0	0	0
6	PT Asuransi Bringin Segitihara Akramakmur		0	0	0	0	0	0	0	0	0	0
7	PT Asuransi Umum Bumiputera Muda 1987		0	0	0	0	0	0	0	0	0	0
8	PT Asuransi Central Asia		0	0	0	0	0	0	0	0	0	0
9	PT Asuransi Elspor Indonesia (Persero)		0	0	0	0	0	0	0	0	0	0
10	PT Asuransi Jasa Indonesia (Persero)		0	0	0	0	0	0	0	0	0	0
11	PT Asuransi Jasa Raharja Pulera		0	0	0	0	0	0	0	0	0	0
12	PT Jaya Proteksi Takaful		0	0	0	0	0	0	0	0	0	0
13	PT Asuransi Umum Mega		0	0	0	0	0	0	0	0	0	0
14	PT Asuransi Mitra Maparya		0	0	0	0	0	0	0	0	0	0
15	PT Pan Pacific Insurance (dih PT Aurisma Jaya lmb)		0	0	0	0	0	0	0	0	0	0
16	PT Asuransi Parolamas		0	0	0	0	0	0	0	0	0	0
17	PT Asuransi Ransyana Tbk		0	0	0	0	0	0	0	0	0	0
18	PT Asuransi Sinar Mas		0	0	0	0	0	0	0	0	0	0
19	PT Sisco Jasa Pratama		0	0	0	0	0	0	0	0	0	0
20	PT Asuransi Takaful Umum		0	0	0	0	0	0	0	0	0	0
21	PT Asuransi Tri Pakarta		0	0	0	0	0	0	0	0	0	0
22	PT Tugu Pratama Indonesia		0	0	0	0	0	0	0	0	0	0
23	PT Asuransi Wehena Tata		0	0	0	0	0	0	0	0	0	0
<b>JUMLAH / SUB TOTAL</b>			<b>0</b>	<b>0</b>	<b>0</b>	<b>0</b>	<b>0</b>	<b>0</b>	<b>0</b>	<b>0</b>	<b>0</b>	<b>0</b>
(1)	(2)	(3)	(4)	(5)	(6)	(7)	(8)	(9)	(10)	(11)	(12)	(13)
<b>PATUNGAN / JOINT VENTURE :</b>												
1	PT Asuransi Allianz Utama Indonesia		0	0	0	0	0	0	0	0	0	0
2	PT Chafits Insurance Indonesia (dih PT Asuransi AII Indobes)		0	0	0	0	0	0	0	0	0	0
<b>JUMLAH / SUB TOTAL</b>			<b>0</b>	<b>0</b>	<b>0</b>	<b>0</b>	<b>0</b>	<b>0</b>	<b>0</b>	<b>0</b>	<b>0</b>	<b>0</b>
<b>REASURANSI / REINSURANCE :</b>												
1	PT Reasuransi Internasional Indonesia		0	3.120	0	0	0	530	0	0	2.271	1.737
2	PT Maskapai Reasuransi Indonesia		0	0	0	0	0	0	0	0	0	0
3	PT Reasuransi Nasional Indonesia		0	0	0	0	0	0	0	0	0	0
<b>JUMLAH / SUB TOTAL</b>			<b>0</b>	<b>3.120</b>	<b>0</b>	<b>0</b>	<b>0</b>	<b>530</b>	<b>0</b>	<b>0</b>	<b>2.271</b>	<b>1.737</b>
<b>JUMLAH SELURUHNYA</b>			<b>0</b>	<b>3.120</b>	<b>0</b>	<b>0</b>	<b>0</b>	<b>530</b>	<b>0</b>	<b>0</b>	<b>2.271</b>	<b>1.737</b>
<b>GRAND TOTAL</b>			<b>0</b>	<b>3.120</b>	<b>0</b>	<b>0</b>	<b>0</b>	<b>530</b>	<b>0</b>	<b>0</b>	<b>2.271</b>	<b>1.737</b>



Usaha Asuransi Kenangan dan Reasuransi  
 Non Life Insurance and Reinsurance Business  
 TABEL : 4.7B.14 / TABLE : 4.7B.14  
 KLAIM USAHA ASURANSI KERUGIAN DAN REASURANSI TAHUN 2014  
 CLAIMS OF NON LIFE INSURANCE AND REINSURANCE BUSINESS IN 2014

Dalam Jutaan Rupiah  
 In Million Rupiah

NO	NAMA PERUSAHAAN NAME OF COMPANIES	POS LANGSUNG DIRECT BUSINESS	REASURANSI / REINSURANCE			CADANGAN KLAIM CLAIMS RESERVE			KLAIM NET CLAIMS	TAHUN LALU PAST YEAR	TAHUN BERJALAN CURRENT YEAR	BEBAN KLAIM CLAIMS INCURRED
			DALAM NEGERI DOMESTIC	ABROAD	LAINNYA OTHERS	DALAM NEGERI DOMESTIC	ABROAD	LAINNYA OTHERS				
(1)	(2)	(3)	(4)	(5)	(6)	(7)	(8)	(9)	(10)	(11)	(12)	(13)
<b>SWASTA NASIONAL / PRIVATE :</b>												
1	PT Asuransi Adira Dinamika		0	0	0	0	0	0	1	0	103	104
2	PT Asuransi Astra Buana	-11	0	0	0	0	0	0	-11	0	6	-5
3	PT Asuransi Bangun Askrida	0	0	0	0	0	0	0	0	0	0	0
4	PT Asuransi Bina Dana Arta Tbk	0	0	0	0	0	0	0	0	0	0	0
5	PT Asuransi Bhtang Tbk	14	0	0	0	0	0	0	14	9	11	16
6	PT Asuransi Bringin Segitihara Akramakmur	11	0	0	0	0	0	0	11	32	0	-21
7	PT Asuransi Umum Bumiputera Muda 1987	0	0	0	0	0	0	0	0	0	0	0
8	PT Asuransi Central Asia	3.120	0	0	0	2.872	0	0	448	328	317	437
9	PT Asuransi Elspor Indonesia (Pensero)	0	0	0	0	0	0	0	0	0	0	0
10	PT Asuransi Jasa Indonesia (Pensero)	0	0	0	0	0	0	0	0	741	0	-741
11	PT Asuransi Jasa Raharja Pula	0	0	0	0	0	0	0	0	0	0	0
12	PT Jaya Proteksi Takaful	0	0	0	0	0	0	0	0	0	0	0
13	PT Asuransi Umum Mega	0	0	0	0	0	0	0	0	24	0	-24
14	PT Asuransi Mitra Maparya	0	0	0	0	0	0	0	0	0	0	0
15	PT Pan Pacific Insurance (dih PT Auranis Jaya lmi)	0	0	0	0	0	0	0	0	0	0	0
16	PT Asuransi Parolimas	2.808	0	0	0	1.619	0	0	1.190	439	0	751
17	PT Asuransi Rameyana Tbk	20	0	0	0	14	0	0	6	0	0	6
18	PT Asuransi Sinar Mas	4.973	0	0	0	2.823	0	0	2.151	1.562	3.114	3.702
19	PT Sicoo Jasa Pratama	2.101	0	0	0	1.165	0	0	936	178	412	1.170
20	PT Asuransi Takaful Umum	4.752	0	0	0	679	70	0	4.004	3.437	2.938	3.993
21	PT Asuransi Tri Pakarta	31	0	0	0	12	0	0	19	9	0	10
22	PT Lugu Pratama Indonesia	292	0	0	0	273	0	0	20	0	5	25
23	PT Asuransi Wahana Tata	0	0	0	0	0	0	0	0	0	0	0
<b>JUMLAH / SUB TOTAL</b>			<b>18.112</b>	<b>0</b>	<b>0</b>	<b>9.255</b>	<b>70</b>	<b>0</b>	<b>8.788</b>	<b>6.760</b>	<b>6.905</b>	<b>8.932</b>
(1)	(2)	(3)	(4)	(5)	(6)	(7)	(8)	(9)	(10)	(11)	(12)	(13)
<b>PATUNGAN / JOINT VENTURE :</b>												
1	PT Asuransi Allianz Utama Indonesia	0	0	0	0	0	0	0	0	0	0	0
2	PT Chafis Insurance Indonesia (dih PT Asuransi AII Indobes)	0	0	0	0	0	0	0	0	0	0	0
<b>JUMLAH / SUB TOTAL</b>			<b>0</b>	<b>0</b>	<b>0</b>	<b>0</b>	<b>0</b>	<b>0</b>	<b>0</b>	<b>0</b>	<b>0</b>	<b>0</b>
<b>REASURANSI / REINSURANCE :</b>												
1	PT Reasuransi Internasional Indonesia	0	114.798	0	0	468	10.254	0	0	4.729	8.790	4.080
2	PT Maskapai Reasuransi Indonesia	0	4.076	23	0	0	2.222	0	1.878	2.461	574	-9
3	PT Reasuransi Nasional Indonesia	0	112.922	0	0	0	2.374	0	110.548	22.463	38.844	126.930
<b>JUMLAH / SUB TOTAL</b>			<b>0</b>	<b>231.797</b>	<b>23</b>	<b>468</b>	<b>14.850</b>	<b>0</b>	<b>112.426</b>	<b>29.653</b>	<b>48.208</b>	<b>130.981</b>
<b>JUMLAH SELURUHNYA</b>			<b>18.112</b>	<b>231.797</b>	<b>23</b>	<b>9.723</b>	<b>14.920</b>	<b>0</b>	<b>121.213</b>	<b>36.413</b>	<b>55.113</b>	<b>139.914</b>
<b>GRAND TOTAL</b>												

HALAMAN INI SENGAJA DIKOSONGKAN  
*THIS PAGE IS INTENTIONALLY LEFT BLANK*



# ASURANSI JIWA SYARIAH

*SHARIA LIFE INSURANCE BUSINESS*

# 2014

**PERASURANSIAN INDONESIA / INDONESIA INSURANCE**

HALAMAN INI SENGAJA DIKOSONGKAN  
*THIS PAGE IS INTENTIONALLY LEFT BLANK*

Usaha Asuransi Jiwa Syariah  
Sharia Life Insurance Business

TABEL : 4.1C/TABLE: 4.1C  
REKAPITULASI NERACA DANA PERUSAHAAN, PER 31 DESEMBER 2014  
RECAPITULATION OF BALANCE SHEET OF SHAREHOLDER FUND, AS OF 31 DECEMBER 2014

Dalam Jutaan Rupiah  
In Million Rupiah

NO. (1)	NAMA PERUSAHAAN NAME OF COMPANIES (2)	INVESTASI INVESTMENT (3)	BUKAN INVESTASI NON INVESTMENT (4)	JUMLAH KEKAYAAN TOTAL ASSETS (5)	JUMLAH KEWAJIBAN TOTAL LIABILITIES (6)	PINJAMAN SUBORDINASI SUBORDINATED LOANS (7)	JUMLAH MODAL SENDIRI TOTAL EQUITY (8)
<b>PERUSAHAAN ASURANSI SYARIAH</b>							
1	PT Asuransi Takaful Keluarga	141,846	34,834	176,680	16,878	-	159,802
2	PT Asuransi Jiwa Syariah Al Amin	57,754	36,163	93,917	17,051	-	76,867
3	PT Asuransi Jiwa Amanahjiwa Giri Artha	64,392	7,418	71,810	1,982	-	69,829
	<b>JUMLAH / SUB TOTAL</b>	<b>263,992</b>	<b>78,416</b>	<b>342,407</b>	<b>35,910</b>	<b>-</b>	<b>306,498</b>
<b>UNIT SYARIAH</b>							
1	Asuransi Jiwa Bersama Bumiputera 1912	149,200	6,915	156,116	69,486	-	86,629
2	PT Avrist Assurance (d/h PT Asuransi AIA Indonesia)	110,888	9,061	119,949	3,657	-	116,292
3	PT Asuransi Allianz Life Indonesia	136,042	6,506	142,548	21,573	-	120,975
4	PT Asuransi Jiwa Bringin Jiwa Sejahtera	42,695	3,603	46,297	433	-	45,864
5	PT Asuransi Jiwa Central Asia Raya	69,723	521	70,244	19,098	-	51,146
6	PT Asuransi Jiwa Mega Life	32,093	24,157	56,250	9,376	-	46,874
7	PT Asuransi Jiwa Sinar Mas MSIG	141,095	44,088	185,183	54,727	-	130,456
8	PT BNI Life Insurance	91,857	1,677	93,534	8,980	-	84,554
9	PT Great Eastern Life Indonesia	33,427	718	34,144	3,603	-	30,541
10	PT Tokio Marine Life (d/h PT MAA Life Assurance)	31,250	2,952	34,202	4,756	-	29,447
11	PT Prudential Life Assurance	1,463,400	181,146	1,644,546	122,690	-	1,521,856
12	PT Axa Mandiri Financial Services	116,780	23,529	140,309	13,037	-	127,272
13	PT Asuransi Jiwa Manulife Indonesia	146,442	4,182	150,624	44,650	-	105,974
14	PT Panin Daichi Life (d/h PT Panin Anugrah Life)	34,383	50,454	84,838	27,809	-	57,029
15	PT AIA Financial (d/h PT AIG Life)	334,127	397,105	731,233	238,516	-	492,717
16	PT Axa Financial Indonesia	74,000	63,663	137,663	24,169	-	113,494
17	PT Sun Life Financial Indonesia	78,232	9,558	87,790	38,966	-	48,825
18	PT Ace Life Assurance (d/h PT A.J. Bhumi Artha Reksatama)	25,000	562	25,562	248	-	25,313
	<b>JUMLAH / SUB TOTAL</b>	<b>3,110,634</b>	<b>830,397</b>	<b>3,941,031</b>	<b>705,773</b>	<b>-</b>	<b>3,235,258</b>
	<b>JUMLAH KESELURUHAN / GRAND TOTAL</b>	<b>3,374,626</b>	<b>908,813</b>	<b>4,283,439</b>	<b>741,683</b>	<b>-</b>	<b>3,541,756</b>

Usaha Asuransi Jiwa Syariah  
Sharia Life Insurance Business

TABEL 4.1C.1/TABLE 4.1C.1  
REKAPITULASI INVESTASI DAN PERUSAHAAN PER 31 DESEMBER 2014  
RECAPITULATION OF INVESTMENT OF SHAREHOLDER FUND, AS OF 31 DECEMBER 2014

NO.	NAMA PERUSAHAAN NAME OF COMPANY	DEPOSITO TIME DEPOSIT	SAHAM SYARIAH STOCK	SUKUK/OBLIGASI SYARIAH CORPORATE SUKUK	SURAT BERHARGA SYARIAH NEGARA GOVERNMENT SUKUK	SB. SYARIAH DITERBITKAN NEGARA SELAN RI FOREIGN GOVT. SUKUK	SB SYARIAH DITERBITKAN LEMBAGA MULTINASIONAL SUKUK OF MULTINATIONAL INSITUATIONS	REKSA DANA SYARIAH MUTUAL FUND	EFEK BERAGUN ASET SYARIAH SHARIA ASSET BACKED SECURITIES	PENYERTAAN LANGSUNG DIRECT PLACEMENT	BANGUNAN DG. HAK STRATA TANAH DG BANGUNAN PROPERTY	Dalam Jutaan Rupiah In Millions Rupiah				
												(16)	(17)			
(1)	(2)	(3)	(4)	(5)	(6)	(7)	(8)	(9)	(10)	(11)	(12)	(13)	(14)	(15)	(16)	(17)
<b>PERUSAHAAN ASURANSI SYARIAH</b>																
1	PT Asuransi Takaful Keluarga	37,314	27,714	-	4,436	-	-	-	34,853	-	-	-	28,424	279	1,744	141,846
2	PT Asuransi Jiwa Syariah Al Amn	57,754	-	-	-	-	-	-	-	-	-	-	-	-	-	57,754
3	PT Asuransi Jiwa Amanah Jiwa Gri Atha	29,094	7,419	-	-	-	-	-	13,577	-	-	-	-	-	110	64,392
<b>JUMLAH/ SUB TOTAL</b>		<b>124,162</b>	<b>35,133</b>	<b>21,274</b>	<b>4,436</b>	<b>-</b>	<b>-</b>	<b>-</b>	<b>48,430</b>	<b>-</b>	<b>-</b>	<b>-</b>	<b>28,424</b>	<b>279</b>	<b>1,854</b>	<b>263,992</b>
<b>UNIT SYARIAH</b>																
1	Asuransi Jiwa Bersama Bumiputera 1912	46,100	-	11,726	44,197	-	-	-	47,168	-	-	-	-	-	-	148,200
2	PT Avisi Assurance (dth PT Asuransi AIA Indonesia)	79,310	-	19,961	19,616	-	-	-	-	-	-	-	-	-	-	110,886
3	PT Asuransi Allianz Life Indonesia	14,000	-	2,089	19,843	-	-	-	-	-	-	-	-	-	-	138,042
4	PT Asuransi Jiwa Bunnig Jiwa Sejahtera	12,254	-	8,032	14,337	-	-	-	6,871	-	-	-	-	-	-	46,995
5	PT Asuransi Jiwa Central Asia Raya	4,392	-	18,024	10,441	-	-	-	3,054	-	-	-	-	-	-	32,053
6	PT Asuransi Jiwa Etiqa Life	10,100	-	1,770	10,441	-	-	-	20,595	-	-	-	-	-	-	141,095
7	PT Asuransi Jiwa Garuda Wisu MSIG	79,800	-	40,370	4,017	-	-	-	4,949	-	-	-	-	-	-	91,857
8	PT BNI Life Insurance	66,000	-	16,991	4,028	-	-	-	-	-	-	-	-	-	-	33,427
9	PT Great Eastern Life Indonesia	27,450	-	1,951	-	-	-	-	-	-	-	-	-	-	-	31,250
10	PT Tokio Marine Life (dth PT MAA Life Assurance)	1,463,400	-	-	-	-	-	-	-	-	-	-	-	-	-	1,463,400
11	PT Prudential Life Assurance	40,000	-	-	-	-	-	-	-	-	-	-	-	-	-	116,780
12	PT Axa Mandiri Financial Services	140,765	-	-	76,780	-	-	-	-	-	-	-	-	-	-	146,442
13	PT Asuransi Jiwa Manulife Indonesia	12,710	-	-	5,677	-	-	-	-	-	-	-	-	-	-	34,383
14	PT Pacific Dacchi Life (dth PT Pacific Anugrah Life)	3,500	-	21,673	-	-	-	-	-	-	-	-	-	-	-	334,127
15	PT AIA Financial (dth PT AIG Life)	74,000	-	20,633	310,595	-	-	-	-	-	-	-	-	-	-	74,000
16	PT Axa Financial Indonesia	47,800	-	-	30,432	-	-	-	-	-	-	-	-	-	-	76,232
17	PT Sun Life Financial Indonesia	25,000	-	-	-	-	-	-	-	-	-	-	-	-	-	25,000
18	PT Axa Life Assurance (dth PT A.J. Bhumi Athia Reksatama)	2,311,397	5,712	165,053	540,461	-	-	-	88,012	-	-	-	-	-	-	3,110,634
<b>JUMLAH/ SUB TOTAL</b>		<b>2,435,559</b>	<b>40,445</b>	<b>186,327</b>	<b>544,896</b>	<b>-</b>	<b>-</b>	<b>-</b>	<b>136,441</b>	<b>-</b>	<b>-</b>	<b>-</b>	<b>28,424</b>	<b>279</b>	<b>1,854</b>	<b>3,374,626</b>

Usaha Asuransi Jiwa Syariah  
Sharia Life Insurance Business

TABEL: 4.1C.2/TABLE: 4.1C.2  
REKAPITULASI ASET BUKAN INVESTASI DANA PERUSAHAAN, PER 31 DESEMBER 2014  
RECAPITULATION OF NON- INVESTMENT ASSETS OF SHAREHOLDER FUND, AS OF 31 DECEMBER 2014

NO.	NAMA PERUSAHAAN NAME OF COMPANY	KAS DAN BANK CASH AND BANK	TAGIHAN INVESTASI RECEIVABLE	TAGIHAN INVESTASI YIELD REC.	TAGIHAN HASIL INVESTASI	TAGIHAN URAH KEPADA PESERTA LURAH REC. TO POLICYHOLD ER	TAGIHAN SURPLUS DANA TABBARU' SHARE OF SURPLUS TABBARU'/FUND RECEIV.	TAGIHAN ALOKASI SURPLUS DANA TABBARU' TABBARU'/FUND RECEIV.	TAGIHAN HASIL PENGELOLAHAN INVESTASI DANA TABBARU' TABBARU'/FUND INVESTMENT FEE RECEIV.	TAGIHAN QARDH RECEIVABLE	BANGUNAN DG. HAK SRTATAT/TAHAN DG. BANGUNAN PROPERTY	KOMPUTER COMPUTER HARDWARE	AKTIVA TETAP LAIN OTHER FIXED ASS.	AKTIVA LAIN OTHER ASSETS	JUMLAH BUKAN INVESTASI NON INVESTMENT	Dalam Jutaan Rupiah In Million Rupiah	
																(3)	(4)
<b>PERUSAHAAN ASURANSI SYARIAH</b>																	
1	PT Asuransi Takaful Keluarga	735	-	157	2.979	-	-	-	-	-	12.234	1.758	2.181	14.791	34.834		
2	PT Asuransi Jiwa Syariah Al Amin	1.664	-	159	6.917	-	-	-	-	-	15.797	302	9.910	1.413	36.163		
3	PT Asuransi Jiwa Amanah Jiwa Giti Artha	827	-	96	2.402	534	-	-	-	-	-	312	864	2.384	7.418		
	<b>JUMLAH / SUB TOTAL</b>	<b>3.226</b>	<b>-</b>	<b>413</b>	<b>12.297</b>	<b>534</b>	<b>-</b>	<b>-</b>	<b>-</b>	<b>-</b>	<b>28.031</b>	<b>2.373</b>	<b>12.965</b>	<b>18.588</b>	<b>78.416</b>		
<b>UNIT SYARIAH</b>																	
1	Asuransi Jiwa Bersama Bumiputera 1912	358	-	810	-	-	-	-	-	-	-	23	213	5.511	6.915		
2	PT Avrist Assurance (d/h PT Asuransi AIA Indonesia)	1.470	-	901	772	-	-	-	-	-	-	-	-	5.918	9.061		
3	PT Asuransi Allianz Life Indonesia	902	46	880	1.198	-	-	-	-	-	-	-	-	3.480	6.506		
4	PT Asuransi Jiwa Bringin Jiwa Sejahtera	65	-	225	1.968	-	-	-	-	-	-	206	236	903	3.603		
5	PT Asuransi Jiwa Central Asia Raya	303	-	198	-	-	-	-	-	-	-	16	2	2	521		
6	PT Asuransi Jiwa Mega Life	2.516	-	410	17.041	-	-	-	-	-	-	1	10	4.180	24.157		
7	PT Asuransi Jiwa Sinar Mas MSIG	33.490	-	576	-	-	-	-	4.894	-	-	81	218	1.748	44.088		
8	PT BNI Life Insurance	477	-	411	298	-	-	-	-	-	-	119	233	139	1.877		
9	PT Great Eastern Life Indonesia	299	-	244	-	-	-	-	-	-	-	-	-	175	718		
10	PT Tokio Marine Life (d/h PT MAA Life Assurance)	720	-	49	9	455	-	-	-	-	-	50	168	1.501	2.952		
11	PT Prudential Life Assurance	9.855	-	5.755	108.374	-	-	-	-	-	-	63	130	56.969	181.146		
12	PT Axa Mandiri Financial Services	8.114	-	1.094	-	-	-	-	-	-	-	-	-	14.321	23.529		
13	PT Asuransi Jiwa Manulife Indonesia	3.007	-	825	-	-	-	-	350	-	-	-	-	-	4.182		
14	PT Panin Daichi Life (d/h PT Panin Anugrah Life)	8.758	-	54	302	-	-	-	194	-	-	-	-	41.147	50.454		
15	PT AIA Financial (d/h PT AIG Life)	46.587	-	10.911	60.228	-	-	-	-	-	-	-	1	279.379	397.105		
16	PT Axa Financial Indonesia	58.680	-	-	-	611	-	-	-	-	-	-	-	4.371	63.663		
17	PT Sun Life Financial Indonesia	6.938	-	778	208	-	-	-	-	-	-	234	884	517	9.558		
18	PT Ace Life Assurance (d/h PT A.J. Bhumi Artha Reksatama)	26	-	-	-	-	-	-	-	-	-	-	535	-	562		
	<b>JUMLAH / SUB TOTAL</b>	<b>182.565</b>	<b>46</b>	<b>24.122</b>	<b>190.398</b>	<b>4.496</b>	<b>5,088</b>	<b>5,088</b>	<b>5,088</b>	<b>(0)</b>	<b>28,031</b>	<b>792</b>	<b>2,632</b>	<b>420,259</b>	<b>830,397</b>		
	<b>JUMLAH KESELURUHAN / GRAND TOTAL</b>	<b>185.791</b>	<b>46</b>	<b>24.534</b>	<b>202.695</b>	<b>5.030</b>	<b>5,088</b>	<b>5,088</b>	<b>5,088</b>	<b>(0)</b>	<b>28,031</b>	<b>3,165</b>	<b>15,587</b>	<b>438,846</b>	<b>908,813</b>		

Usaha Asuransi Jiwa Syariah  
Sharia Life Insurance Business

TABEL 4.3C / TABLE 4.3C  
REKAPITULASI RUGI/LABA DAN PERUSAHAAN PER 31 DESEMBER 2014  
RECAPITULATION INCOME INVESTMENTS OF SHAREHOLDER FUND, AS OF 31 DECEMBER 2014

NO.	NAMA PERUSAHAAN NAME OF COMPANY	PENDAPATAN INCOME			HASIL PENGELOLAAN INVESTASI PERUSAHAAN INVESTMENT YIELD OF SHAREHOLDERS FUND			BEBAN /EXPENSES						Dalam Jutaan Rupiah In Million Rupiah																
		TOTAL UJROH DITERIMA TOTAL UJRAH RECEIVED	BAGI HASIL INVESTASI SHARE OF INVESTMENT YIELD	(3)	BAGI HASIL INVESTASI SHARE OF INVESTMENT YIELD	(4)	ALOKASI SURPLUS UNDERWRITING DANA TABARRU' MANAGEMENT SHARE OF UNDERWRITING SURPLUS	(5)	JUMLAH PENDAPATAN TOTAL REVENUE	(7)	JUMLAH BIAYA AKUISISI TOTAL ACQUISITION COST	(8)	URAH REASURANSI URRAH REINSURANCE	(9)	PEMASARAN MARKETING EXPENSES	(10)	UMUM DAN ADMINISTRASI GENERAL AND ADMINISTRATION EXPENSES	(11)	BEBAN LAIN OTHER EXPENSES	(12)	JUMLAH BEBAN USAHA MARKETING EXPENSES	(13)	PENDAPATAN LAIN OTHER INCOME	(14)	ZAKAT ZAKAT	(15)	PAJAK TAX	(16)	LABA (RUGI) PROFIT/LOSS AFTER TAX	(17)
<b>PERUSAHAAN ASURANSI SYARIAH</b>																														
<b>UNT SYARIAH</b>																														
1	PT Asuransi Jiwa Bersama Bumiputera 1972	33.194	-	-	10.410	-	-	13.904	57.509	21.878	640	28.780	6741	-	58.040	-	1.228	-	-	-	-	58.040	-	-	-	-	-	-	687	
2	PT Avriati Assurance (dth PT Asuransi AIA Indonesia)	12.092	25	-	-	-	22.081	9373	22.081	6394	-	-	2394	-	6394	-	-	-	-	-	-	6394	-	-	-	-	-	-	1.647	21.300
3	PT Asuransi Allianz Life Indonesia	265.936	-	-	-	-	9303	9303	275.459	194.891	-	-	92.963	510	245.394	40.363	-	-	-	-	-	245.394	-	-	-	-	-	-	16.763	50.015
4	PT Asuransi Jiwa Centuria Jawa Sejahtera	13.942	216	-	-	-	3355	3355	17.384	4.369	-	-	1.133	11	16.328	22	-	-	-	-	-	16.328	-	-	-	-	-	-	-	7.035
5	PT Asuransi Jiwa Central Asia Reva	12.916	-	-	-	-	3172	3172	16.389	8.462	1.035	3.016	1.072	1.114	1.083	238	-	-	-	-	-	1.083	-	-	-	-	-	-	4.441	
6	PT Asuransi Jiwa Central Life	20.216	-	-	-	-	9244	9244	23.174	38.860	1.988	1.072	2.756	2.288	40.833	466	-	-	-	-	-	40.833	-	-	-	-	-	-	57.122	
7	PT Asuransi Jiwa Star Asia MSIG	61.948	4.416	-	-	-	3242	3242	67.033	19.880	-	4.61	1.859	9.593	31.859	892	-	-	-	-	-	31.859	-	-	-	-	-	-	20.172	
8	PT BNI Life Indonesia	42.117	3.448	-	-	-	6312	6312	52.033	19.880	-	-	2.05	205	215	-	-	-	-	-	-	215	-	-	-	-	-	-	2.366	
9	PT Canal Eastern Life Indonesia	833	-	-	-	-	3059	3059	4.098	367	-	-	1.237	10.141	11.705	(446)	-	-	-	-	-	11.705	-	-	-	-	-	-	612	
10	PT Fako Marine Life (dth PT UAA Life Assurance)	1.673.573	5.514	-	-	-	127.661	127.661	1.806.649	589.231	-	-	3.555	24.053	618.940	2.139	-	-	-	-	-	618.940	-	-	-	-	-	-	276.728	915.210
11	PT Prudential Life Assurance	111.507	-	-	-	-	8164	8164	120.910	23.697	-	-	1.545	31.517	1.767	1.767	-	-	-	-	-	1.767	-	-	-	-	-	-	67	83.907
12	PT Axa Mandiri Financial Services	44.993	184	-	-	-	8022	8022	45.308	12.494	-	-	1.545	5.215	796	70	-	-	-	-	-	796	-	-	-	-	-	-	2	34.771
13	PT Asuransi Jiwa Manulife Indonesia	8.915	-	-	-	-	4.218	4.218	13.327	3.830	396	116	361	361	4.722	1.702	-	-	-	-	-	4.722	-	-	-	-	-	-	-	10.307
14	PT Prato Dacchi Life (dth PT Panji Anugrah Life)	747.140	194	-	-	-	4.033	4.033	18.561	404.878	396	7.371	204.136	61	618.447	82.982	-	-	-	-	-	618.447	-	-	-	-	-	-	9.459	227.180
15	PT AIA Financial (dth PT AIG Life)	4.770	-	-	-	-	4.991	4.991	10.372	5.024	-	-	5.567	(17.098)	(6.485)	-	-	-	-	-	-	(6.485)	-	-	-	-	-	-	16.857	
16	PT Axa Financial Indonesia	31.235	-	-	-	-	270	270	36.722	18.069	-	-	3.022	25.593	(118)	23	-	-	-	-	-	25.593	-	-	-	-	-	-	(9.821)	
17	PT Sun Life Financial Indonesia	-	-	-	-	-	518	518	-	-	-	-	-	205	205	0	-	-	-	-	-	205	-	-	-	-	-	-	129	
18	PT Ace Life Assurance (dth PT A.J. Bumi Atha Reksalana)	-	-	-	-	-	-	-	-	-	-	-	-	-	-	-	-	-	-	-	-	-	-	-	-	-	-	-	184	
<b>JUMLAH / SUB TOTAL</b>		<b>3.104.522</b>	<b>18.488</b>	<b>14.838</b>	<b>16.234</b>	<b>18.234</b>	<b>245.417</b>	<b>3.383.244</b>	<b>1.320.126</b>	<b>6.816</b>	<b>30.648</b>	<b>50.812</b>	<b>435.183</b>	<b>(12.033)</b>	<b>1.800.904</b>	<b>156.655</b>	<b>-</b>	<b>-</b>	<b>-</b>	<b>-</b>	<b>-</b>	<b>1.800.904</b>	<b>5.569</b>	<b>686</b>	<b>(1.072)</b>	<b>-</b>	<b>-</b>	<b>305.396</b>	<b>1.435.600</b>	
<b>JUMLAH KESELURUHAN / GRAND TOTAL</b>		<b>3.261.682</b>	<b>36.702</b>	<b>16.734</b>	<b>16.734</b>	<b>36.702</b>	<b>287.596</b>	<b>3.582.715</b>	<b>1.383.744</b>	<b>37.464</b>	<b>64.902</b>	<b>623.993</b>	<b>(12.073)</b>	<b>1.988.031</b>	<b>164.225</b>	<b>686</b>	<b>-</b>	<b>-</b>	<b>-</b>	<b>-</b>	<b>-</b>	<b>1.988.031</b>	<b>164.225</b>	<b>686</b>	<b>304.324</b>	<b>-</b>	<b>-</b>	<b>304.324</b>	<b>1.453.899</b>	

**Usaha Asuransi Jiwa Syariah**  
Sharia Life Insurance Business

TABLE: 4.3C / TABLE: 4.3C  
HASIL INVESTASI DANA PERUSAHAAN, PER 31 DESEMBER 2014  
INVESTMENT INCOME OF SHAREHOLDER FUND, AS OF 31 DECEMBER 2014

NO.	NAMA PERUSAHAAN NAME OF COMPANIES	Dalam Jutaan Rupiah In Million Rupiah															
		(1)	(2)	(3)	(4)	(5)	(6)	(7)	(8)	(9)	(10)	(11)	(12)	(13)	(14)	(15)	(16)
	DEPOSITO TIME DEPOSIT	SAHAM STOCK	SUKUK/ CORPORATE SUKUK	SURAT BERHARGA SYARIAH NEGARA GOVERNMENT SUKUK	SB SYARIAH DITERBITKAN BANK INDONESIA NOTES ISSUED BY BANK OF INDONESIA	SB SYARIAH DITERBITKAN NEGARA SELAIN RI FOREIGN GOVERNMENT SUKUK	SB SYARIAH DITERBITKAN LEMBAGA MULTINASIONAL SUKUK OF MULTINATIONAL INSTITUTIONS	REKSA DANA SYARIAH SHARIA MUTUAL FUND	EFEK BERAGUN ASET SYARIAH SHARIA ASSET BACKED SECURITIES	PEMBAYARAN MELALUI KERJASAMA DG. PIHAK LAIN SHARIA REFINANCING	EMAS MURNI GOLD	EMAS PENYERTAAN LANGSUNG DIRECT PLACEMENT	BANGUNAN DG. HAK STRATA/ TANAH DG. BANGUNAN PROPERTY	INVESTASI LAIN OTHER INVESTMENTS	BEBAN INVESTASI INVESTMENT EXPENSES	JUMLAH TOTAL	
<b>PERUSAHAAN ASURANSI SYARIAH</b>																	
1	PT Asuransi Takatul Keluaraga	3.422	6.341	(39)	95	-	-	2.114	-	-	-	-	-	-	-	12.470	
2	PT Asuransi Jiwa Syariah Al Amin	3.388	-	-	-	-	-	718	-	-	-	-	-	-	-	3.388	
3	PT Asuransi Jiwa Amanah Jiwa Giri Artha	3.171	1.540	885	-	-	-	-	-	-	-	-	-	-	7	6.320	
	<b>JUMLAH / SUB TOTAL</b>	<b>9.981</b>	<b>7.882</b>	<b>846</b>	<b>95</b>	<b>-</b>	<b>-</b>	<b>2.831</b>	<b>-</b>	<b>-</b>	<b>-</b>	<b>-</b>	<b>-</b>	<b>544</b>	<b>-</b>	<b>22.178</b>	
<b>UNIT SYARIAH</b>																	
1	Asuransi Jiwa Bersama Bumiputera 1912	3.926	-	2.731	2.183	-	-	-	-	-	-	-	-	-	-	7	13.904
2	PT Avrist Assurance (dth PT Asuransi AIA Indonesia)	7.555	-	765	1.653	-	-	5.071	-	-	-	-	-	-	-	9.973	
3	PT Asuransi Allianz Life Indonesia	7.898	1.770	-	1.928	-	279	-	-	-	-	-	-	-	1.972	9.903	
4	PT Asuransi Jiwa Birang Jiwa Sejahtera	757	-	708	923	-	-	1.438	-	-	-	-	-	-	-	3.825	
5	PT Asuransi Jiwa Central Asia Raya	3.223	1.072	1.366	-	-	-	312	-	-	-	-	-	-	-	5.972	
6	PT Asuransi Jiwa Mega Life	750	360	633	831	-	-	281	-	-	-	-	-	-	-	3.394	
7	PT Asuransi Jiwa Sinar Mas MSIG	2.686	-	3.897	-	-	-	2.659	-	-	-	-	-	-	-	9.242	
8	PT BNI Life Insurance	4.441	-	271	387	-	-	1.213	-	-	-	-	-	-	-	6.312	
9	PT Great Eastern Life Indonesia	2.125	-	-	464	-	-	-	-	-	-	-	-	-	7	2.582	
10	PT Tokio Marine Life (dth PT MAA Life Assurance)	3.059	-	-	-	-	-	-	-	-	-	-	-	-	-	3.059	
11	PT Prudential Life Assurance	115.226	-	-	-	-	-	-	-	-	-	-	-	-	-	12.335	
12	PT Axa Mandiri Financial Services	9	-	-	-	-	8.156	-	-	-	-	-	-	-	-	127.561	
13	PT Asuransi Jiwa Manulife Indonesia	8.022	-	(0)	-	-	-	-	-	-	-	-	-	-	-	8.164	
14	PT Pannin Daiichi Life (dth PT Pannin Anugrah Life)	999	-	3.219	-	-	-	-	-	-	-	-	-	-	0	4.218	
15	PT AIA Financial (dth PT AIG Life)	2.900	-	-	15.301	-	-	254	-	-	-	-	-	-	213	18.561	
16	PT Axa Financial Indonesia	4.991	-	-	-	-	-	-	-	-	-	-	-	-	-	4.991	
17	PT Sun Life Financial Indonesia	3.050	-	-	2.108	-	-	-	-	-	-	-	-	-	60	5.218	
18	PT Ace Life Assurance (dth PT A.J. Bhumi Artha Reksatama)	518	-	-	-	-	-	-	-	-	-	-	-	-	-	518	
	<b>JUMLAH / SUB TOTAL</b>	<b>172.134</b>	<b>3.202</b>	<b>13.589</b>	<b>25.776</b>	<b>-</b>	<b>8.156</b>	<b>11.228</b>	<b>279</b>	<b>-</b>	<b>-</b>	<b>-</b>	<b>-</b>	<b>13.147</b>	<b>2.093</b>	<b>245.417</b>	
	<b>JUMLAH KESELURUHAN / GRAND TOTAL</b>	<b>182.115</b>	<b>11.084</b>	<b>14.435</b>	<b>25.871</b>	<b>-</b>	<b>8.156</b>	<b>14.059</b>	<b>279</b>	<b>-</b>	<b>-</b>	<b>-</b>	<b>-</b>	<b>13.691</b>	<b>2.093</b>	<b>287.596</b>	

**Usaha Asuransi Jiwa Syariah**  
*Sharia Life Insurance Business*

TABEL: 4.4C / TABLE: 4.4C

**NERACA GABUNGAN DANA PERUSAHAAN, PER 31 DESEMBER 2014**

CONSOLIDATED BALANCE SHEETS OF SHAREHOLDER FUND, AS OFF 31 DECEMBER 2014

		Dalam Jutaan Rupiah In Million Rupiah
NO.	URAIAN / DESCRIPTIONS	JUMLAH
<b>ASET/Assets</b>		
<b>Investasi/Investments</b>		
1	Deposito/ <i>Time Deposit</i>	2,435,559
2	Saham syariah / <i>Sharia stock</i>	40,845
3	Sukuk atau obligasi syariah/ <i>Corporate Sukuk</i>	186,327
4	Surat berharga syariah negara/ <i>Government Sukuk</i>	544,896
5	Surat Berharga Syariah Yang Diterbitkan Oleh Bank Indonesia/ <i>Sharia Promissory Notes Issued By Bank Of Indonesia</i>	-
6	Surat Berharga Syariah Yang Diterbitkan Oleh Selain Negara Republik Indonesia/ <i>Foreign Government Sukuk</i>	-
7	Surat Berharga Syariah Yang Diterbitkan Oleh Lembaga Multinasional/ <i>Sukuk of Multinational Institutions</i>	-
8	Reksa Dana Syariah/ <i>Sharia Mutual Funds</i>	136,441
9	Efek Beragun Aset Syariah/ <i>Sharia Asset Backed Securities</i>	-
10	Pembiayaan Melalui Kerjasama Dengan Pihak Lain Syariah/ <i>Sharia Refinancing</i>	-
11	Emas Murni/ <i>Gold</i>	-
12	Penyertaan Langsung/ <i>Direct Placement</i>	28,424
13	Bangunan Dengan Hak Strata Atau Tanah Dengan Bangunan Untuk Investasi/ <i>Property</i>	279
14	Investasi Lain/ <i>Other Investments</i>	1,854
<b>Jumlah Investasi/Total Investments</b>		<b>3,374,626</b>
<b>Bukan Investasi/Non Investment</b>		
15	Kas Dan Bank/ <i>Cash And Bank</i>	185,791
16	Tagihan Investasi/ <i>Investment Receivables</i>	46
17	Tagihan Hasil Investasi/ <i>Investment Yields Recievables</i>	24,534
18	Tagihan Ujrah Kepada Peserta/ <i>Ujrah Receivables To Policyholders</i>	202,695
19	Tagihan Alokasi Surplus Dana Tabarru'/ <i>Share Of Surplus Tabbaru' Fund Receivables</i>	5,030
20	Tagihan Bagi Hasil Pengelolaan Investasi Dana Tabarru'/ <i>The Management Fees Of Investment Yiled Funds Tab.</i>	5,088
21	Tagihan Qardh/ <i>Qardh Receivables</i>	(0)
22	Bangunan Dengan Hak Strata Atau Tanah Dengan Bangunan Untuk Dipakai Sendiri/ <i>Property</i>	28,031
23	Perangkat Keras Komputer/ <i>Computers Hardware</i>	3,165
24	Aset Tetap Lain/ <i>Other Fixed Assets</i>	15,587
25	Aset Lain/ <i>Other Assets</i>	438,846
<b>Jumlah Bukan Investasi/Total Non Investments</b>		<b>908,813</b>
<b>JUMLAH ASET/TOTAL ASSETS</b>		<b>4,283,439</b>
<b>KEWAJIBAN/LIABILITIES</b>		
26	Utang Komisi/ <i>Commision Payable</i>	145,356
27	Utang Ujrah Reasuransi/ <i>Ujrah Reinsurance Payable</i>	10,332
28	Utang Pajak/ <i>Tax Payable</i>	37,401
29	Biaya Yang Masih Harus Dibayar/ <i>Accrued Expenses</i>	28,487
30	Utang Zakat/ <i>Zakat Payable</i>	686
31	Utang Lain/ <i>Other Payable</i>	519,420
<b>Jumlah Kewajiban/Total Liabilities</b>		<b>741,683</b>
<b>PINJAMAN SUB ORDINASI/SUBORDINATIONS LOAN</b>		
<b>MODAL SENDIRI/EQUITY</b>		
32	Modal Disetor / <i>Paid Up Capital</i>	956,660
33	Agio Saham/ <i>Shares Premium</i>	1
34	Cadangan/ <i>Reserves</i>	1,253
35	Kenaikan (Penurunan) Surat Berharga/ <i>Increase(Decrease)Marketable Securities</i>	737
36	Selisih Penilaian Aktiva Tetap/ <i>Difference Of Revaluation Of Fixed Assets</i>	-
37	Saldo Laba/ <i>Profit</i>	2,583,106
<b>Jumlah Modal Sendiri/Total of Equities</b>		<b>3,541,756</b>
<b>Jumlah Kewajiban, Pinjaman Subordinasi Dan Modal Sendiri/Total Of Liabilities. Subordinations Loan And Equities</b>		<b>4,283,439</b>



Usaha Asuransi Jiwa Syariah  
Sharia Life Insurance Business

TABEL: 4.5C / TABLE: 4.5C  
LABA (RUGI) DANA PERUSAHAAN, TAHUN 2014  
INCOME STATEMENT OF SHAREHOLDER FUND, YEAR 2014

NO.	URAIAN / DESCRIPTIONS	Dalam Jutaan Rupiah In Million Rupiah JUMLAH / TOTAL
<b>1</b>	<b>Pendapatan/Income</b>	
<b>2</b>	<b>Ujrah diterima/Ujrah Received</b>	
a.	Ujrah diterima atas pengelolaan risiko/Ujrah received on risk management	2,791,598
b.	Ujrah diterima atas pengelolaan investasi dana tabarru'/Ujrah accepted for the management of investment funds tabarru '	3,394
c.	Ujrah diterima atas pengelolaan investasi dana investasi peserta/Ujrah accepted for the management of policyholder investment funds	<b>466,632</b>
	<b>Total Ujrah diterima/Total Ujrah Received</b>	<b>3,261,625</b>
3	Penerimaan komisi/Commission Received	58
4	Bagi hasil pengelolaan investasi dana tabarru'/the management fees of investment yielded funds tabarru '	8,931
5	Bagi hasil pengelolaan investasi dana investasi peserta/the management fees of investment yielded policyholder investment	<b>27,771</b>
6	Alokasi surplus underwriting dana tabarru'/Underwriting surplus tabarru' funds allocation	16,734
7	Hasil pengelolaan investasi perusahaan/shareholder fund investment yields	267,596
<b>8</b>	<b>Jumlah pendapatan/Total Income (2+3+4+5+6+7)</b>	<b>3,582,715</b>
<b>9</b>	<b>Beban/Expenses</b>	
<b>10</b>	<b>Biaya akuisisi/Acquisition Fees</b>	
a.	Beban komisi - tahun pertama/Commission expenses - first year	669,858
b.	Beban komisi - tahun lanjutan/Commission expenses - continued year	362,779
c.	Beban komisi - overriding/Commission expenses - overriding	279,790
d.	Beban lainnya/Other expenses	<b>71,316</b>
<b>11</b>	<b>Jumlah biaya akuisisi/Total Acquisition Fees (10a + 10b + 10c + 10d)</b>	<b>1,383,744</b>
12	Ujrah reasuransi/Ujrah reinsurance	37,464
13	Beban pemasaran/Marketing expenses	54,902
14	Beban umum & administrasi/General and administrative expense	523,993
15	Beban usaha lain/Other operating expenses	(12,073)
<b>16</b>	<b>Jumlah beban/Total Expenses (11+12+13+14+15)</b>	<b>1,988,031</b>
17	Imbalan jasa DPLK/jasa manajemen lainnya/Services fee for DPLK or other managements	19,275
18	Pendapatan lain-lain/Other Income	<b>144,950</b>
<b>19</b>	<b>Labanya (rugi) sebelum zakat/Income (loss) before zakat (8-16+17+18)</b>	<b>1,758,909</b>
20	Zakat/Zakat	<b>686</b>
21	Labanya (rugi) sebelum pajak/Income (loss) before tax (19-20)	<b>1,758,223</b>
22	Pajak penghasilan/Income Tax	<b>304,324</b>
<b>23</b>	<b>Labanya setelah pajak/Profit after tax (21-22)</b>	<b>1,453,899</b>

Usaha Asuransi Jiwa dengan Prinsip Syariah  
Shariah Life Insurance Business

TABEL: 4.1D / TABLE 4.1D  
REKAPITULASI NERACA DANA TABARRU', PER 31 DECEMBER 2014  
RECAPITULATION OF BALANCE SHEET OF TABARRU FUND, 31 DECEMBER 2014

NO.	NAMA PERUSAHAAN NAME OF COMPANY	ASET / ASSETS					LIABILITAS / LIABILITIES					AKUMULASI DANA TABARRU ACCUMULATI ON OF TABARRU FUND	JUMLAH LIABILITAS DAN EKUITAS PESERTA TOTAL LIAB & POLICYHOLD ERS EQUITY
		(3)	(4)	(5)	(6)	(7)	(8)	(9)	(10)	(11)	(12)		
(1)	(2)	INVESTASI INVESTMENT	BUKAN INVESTASI NON INVESTMENT	JUMLAH ASET TOTAL ASSETS	UTANG PAYABLE	PENYISIHAN KONTRIBUSI RESERVE OF CONTRIBUTION	PENYISIHAN KYBMP RESERVE FOR UNEARNED PREMIUM	PENYISIHAN KLAIM CLAIM RESERVE	JUMLAH PENYISIHAN TEKNIS TOTAL TECHNICAL RESERVES	UTANG QARDH LOAN	JUMLAH LIABILITAS TOTAL LIABILITIES		
<b>FULL-FLEDGED SYARIAH</b>													
1	PT Asuransi Takatuf Keluarga	232.071	52.879	284.950	24.631	178.554	10.801	8.629	197.985	-	222.615	62.334	284.950
2	PT Asuransi Jiwa Syariah Al Amin	140.435	163.553	303.988	67.539	128.164	229	5.476	133.869	-	201.408	102.580	303.988
3	PT Asuransi Jiwa Amanahjiwa Giri Artha	1.380	7.881	9.261	4.862	786	136	957	1.879	-	6.541	2.720	9.261
	<b>JUMLAH / SUB TOTAL</b>	<b>373.885</b>	<b>224.313</b>	<b>598.198</b>	<b>96.832</b>	<b>307.504</b>	<b>11.167</b>	<b>15.062</b>	<b>333.733</b>	<b>-</b>	<b>430.565</b>	<b>167.634</b>	<b>598.198</b>
<b>UNIT SYARIAH</b>													
1	Asuransi Jiwa Bersama Bumiputera 1912	61.982	1.544	63.506	1.446	42.854	1.571	314	44.739	-	46.186	17.225	63.506
2	PT Avrist Assurance (d/h PT Asuransi AIA Indonesia)	11.981	4.660	16.641	1.457	7.039	710	764	8.514	-	9.971	6.670	16.641
3	PT Asuransi Allianz Life Indonesia	312.021	16.931	328.952	24.600	4.210	4.793	26.625	35.628	-	60.228	268.724	328.952
4	PT Asuransi Jiwa Bringham Jiwa Sejahtera	32.098	7.736	39.834	4.437	27.654	907	763	29.325	-	33.762	6.570	39.834
5	PT Asuransi Jiwa Central Asia Raya	54.267	11.637	65.903	2.326	51.471	432	428	52.330	-	54.657	11.247	65.903
6	PT Asuransi Jiwa Mega Life	102.351	40.589	142.940	25.660	73.371	191	7.249	80.812	-	106.472	36.468	142.940
7	PT Asuransi Jiwa Sinar Mas MSIG	135.193	18.062	153.255	23.570	1.395	98.004	3.795	103.194	-	126.765	26.490	153.255
8	PT BNI Life Insurance	95.238	12.322	107.560	6.579	73.628	4.230	5.740	83.597	-	90.177	17.383	107.560
9	PT Great Eastern Life Indonesia	3.800	123	3.923	(339)	292	(0)	292	292	-	(47)	3.935	3.923
10	PT Tokio Marine Life (d/h PT MAA Life Assurance)	4.640	1.190	5.830	963	214	236	161	611	-	1.574	4.256	5.830
11	PT Prudential Life Assurance	489.942	42.399	532.341	73.784	20.673	-	144.456	165.129	-	238.912	293.429	532.341
12	PT Axa Mandiri Financial Services	19.436	2.299	21.734	3.300	78	2.900	3.401	6.379	-	9.660	12.055	21.734
13	PT Asuransi Jiwa Manulife Indonesia	2.803	5.332	8.136	2.353	-	2.184	314	2.497	-	4.851	3.285	8.136
14	PT Panin Daichi Life (d/h PT Panin Anugrah Life)	17.467	6.998	24.466	12.018	12	263	426	702	-	12.720	11.746	24.466
15	PT AIA Financial (d/h PT AIG Life)	389.571	137.354	526.925	445.861	8.792	2.492	5.768	17.052	-	462.913	64.012	526.925
16	PT Axa Financial Indonesia	2.000	3.536	5.536	1.777	-	763	142	905	-	2.681	2.855	5.536
17	PT Sun Life Financial Indonesia	4.000	3.851	7.851	2.516	43	599	492	1.135	-	3.651	4.200	7.851
18	PT Ace Life Assurance (d/h PT A. J. Bhumi Artha Reksatama)	-	5	5	5	-	-	-	-	-	-	-	5
	<b>JUMLAH / SUB TOTAL</b>	<b>1.738.770</b>	<b>316.567</b>	<b>2.055.337</b>	<b>632.315</b>	<b>311.727</b>	<b>120.275</b>	<b>200.838</b>	<b>632.840</b>	<b>-</b>	<b>1.265.155</b>	<b>790.549</b>	<b>2.055.337</b>
	<b>JUMLAH KESELURUHAN / GRAND TOTAL</b>	<b>2.112.655</b>	<b>540.880</b>	<b>2.653.536</b>	<b>729.147</b>	<b>619.231</b>	<b>131.442</b>	<b>215.900</b>	<b>966.573</b>	<b>-</b>	<b>1.695.720</b>	<b>958.183</b>	<b>2.653.536</b>

Dim. jutaan rupiah  
In million rupiah

Usaha Asuransi Jiwa dengan Prinsip Syariah  
Shariah Life Insurance Business

TABEL: 4.1D.1 / TABLE: 4.1D.1

REKAPITULASI INVESTASI DANA TABARRU', 31 DESEMBER 2014

RECAPITULATION OF INVESTED ASSETS OF TABARRU/FUND, 31 DECEMBER 2014

NO.	NAMA PERUSAHAAN NAME OF COMPANY	DEPOSITO TIME/DEPOSIT	SAHAM SYARIAH STOCK	SUKUK KORPORASI CORPORATE SUKUK	SBSN GOVERNMENT SUKUK	SB-SYARIAH DITERBITKAN BANK INDONESIA SHARIA PROMISSORY NOTES ISSUED BY	SB-SYARIAH DITERBITKAN NEGARA LAIN FOREIGN GOVT. SUKUK	SB SYARIAH DITERBITKAN LEMBAGA MULTINASIONAL SUKUK OF MULTINAT. INSTITUTIONS	REKSA DANA SYARIAH SHARIA MUTUAL FUND	EFEK BERAGUN SYARIAH SHARIA ASSET BACKED SECURITIES	PEMBIAYAAN MELALUI KERJASAMA PIHAK LAIN SHARIA REFINANCING	EMAS MURNI GOLD	INVESTASI LAIN OTHER INVESTMENT	JUMLAH TOTAL
<b>FULL-FLEDGED SYARIAH</b>														
1	PT Asuransi Takatuli Keluarga	91.884	3.276	56.705	36.657	-	-	-	43.539	-	-	-	-	232.071
2	PT Asuransi Jiwa Syariah Al Amin	136.418	-	-	-	-	-	-	4.017	-	-	-	-	140.435
3	PT Asuransi Jiwa Amanah Jiwa Giri Attha	1.380	-	-	-	-	-	-	-	-	-	-	-	1.380
<b>JUMLAH / SUB TOTAL</b>			<b>229.682</b>	<b>3.276</b>	<b>56.705</b>	<b>36.657</b>	-	-	<b>47.556</b>	-	-	-	-	<b>373.885</b>
<b>UNIT SYARIAH</b>														
1	Asuransi Jiwa Bersama Bumiputera 1912	28.500	-	18.656	9.511	-	-	-	5.285	-	-	-	-	61.962
2	PT Avni Assurance (d/h PT Asuransi AIA, Indonesia)	11.981	-	-	-	-	-	-	-	-	-	-	-	11.981
3	PT Asuransi Allianz Life Indonesia	286.200	-	-	25.821	-	-	-	-	-	-	-	-	312.021
4	PT Asuransi Jiwa Bringin Jiwa Sejahtera	7.500	-	5.929	18.669	-	-	-	-	-	-	-	-	32.098
5	PT Asuransi Jiwa Central Asia Raya	35.099	-	17.000	-	-	-	-	2.167	-	-	-	-	54.267
6	PT Asuransi Jiwa Mega Life	61.350	3.465	24.451	10.451	-	-	-	2.634	-	-	-	-	102.351
7	PT Asuransi Jiwa Sinar Mas MSIG	70.100	11.566	10.310	7.921	-	-	-	35.296	-	-	-	-	135.193
8	PT BNI Life Insurance	68.550	-	16.908	9.255	-	-	-	525	-	-	-	-	95.238
9	PT Great Eastern Life Indonesia	1.025	-	-	2.775	-	-	-	-	-	-	-	-	3.800
10	PT Tokio Marine Life (d/h PT MAA Life Assurance)	4.640	-	-	-	-	-	-	-	-	-	-	-	4.640
11	PT Prudential Life Assurance	489.942	-	-	-	-	-	-	-	-	-	-	-	489.942
12	PT Axa Mandiri Financial Services	7.100	-	-	12.336	-	-	-	-	-	-	-	-	19.436
13	PT Asuransi Jiwa Manulife Indonesia	2.803	-	-	-	-	-	-	-	-	-	-	-	2.803
14	PT Panin Daichi Life (d/h PT Panin Anugrah Life)	15.495	-	-	1.972	-	-	-	-	-	-	-	-	17.467
15	PT AIA Financial (d/h PT AIG Life)	74.300	-	34.000	281.221	-	-	-	-	-	-	-	-	389.521
16	PT Axa Financial Indonesia	2.000	-	-	-	-	-	-	-	-	-	-	-	2.000
17	PT Sun Life Financial Indonesia	4.000	-	-	-	-	-	-	-	-	-	-	-	4.000
18	PT Ace Life Assurance (d/h PT A.J. Bhumi Attha Reksatama)	-	-	-	-	-	-	-	-	-	-	-	-	-
<b>JUMLAH / SUB TOTAL</b>			<b>1.170.636</b>	<b>15.031</b>	<b>127.254</b>	<b>379.932</b>	-	-	<b>45.917</b>	-	-	-	-	<b>1.738.770</b>
<b>JUMLAH KESELURUHAN / GRAND TOTAL</b>			<b>1.400.328</b>	<b>18.306</b>	<b>183.959</b>	<b>416.589</b>	-	-	<b>93.473</b>	-	-	-	-	<b>2.112.655</b>

Dlm. jutaan rupiah  
In million rupiah

Usaha Asuransi Jiwa dengan Prinsip Syariah  
Shariah Life Insurance Business

**TABEL 4.1D.2/ TABLE 4.1D.2**  
**REKAPITULASI ASET NON INVESTASI DANA TABARRU', 31 DESEMBER 2014**  
**RECAPITULATION OF NON INVESTED ASSETS OF TABARRU FUND, 31 DECEMBER 2014**

NO.	NAMA PERUSAHAAN NAME OF COMPANY	KAS DAN BANK CASH & BANK	TAGIHAN KONTRIBUTSI RECEIVABLE	TAGIHAN REASURANSI RECEIVABLE	TAGIHAN INVESTASI RECEIVABLE	TAGIHAN HASIL INVESTASI RECEIVABLE	ASET LAIN OTHER ASSETS	Dlm. jutaan rupiah In million rupiah	
								(11)	(12)
(1)	(2)	(3)	(4)	(5)	(6)	(10)	(11)	(12)	(12)
<b>FULL-FLEDGED SYARIAH</b>									
1	PT Asuransi Takaful Keluarga	6,239	6,950	8,794	-	1,184	29,713	52,879	
2	PT Asuransi Jiwa Syariah Al Amin	11,652	18,897	127,101	-	371	5,531	163,553	
3	PT Asuransi Jiwa Amanahjiwa Giri Artha	4,025	1,418	1,959	-	-	479	7,881	
<b>JUMLAH / SUB TOTAL</b>		<b>21,916</b>	<b>27,266</b>	<b>137,854</b>	<b>-</b>	<b>1,556</b>	<b>35,722</b>	<b>224,313</b>	
<b>UNIT SYARIAH</b>									
1	Asuransi Jiwa Bersama Bumiputera 1912	1,214	-	-	-	330	-	1,544	
2	PT Avrist Assurance (d/h PT Asuransi AIA Indonesia)	3,301	480	-	-	40	839	4,660	
3	PT Asuransi Allianz Life Indonesia	7,860	1,118	6,314	-	1,601	38	16,931	
4	PT Asuransi Jiwa Bringin Jiwa Sejahtera	1,219	2,358	3,575	-	272	312	7,736	
5	PT Asuransi Jiwa Central Asia Raya	1,180	3,993	943	-	167	5,353	11,637	
6	PT Asuransi Jiwa Mega Life	9,233	20,549	8,734	-	878	1,196	40,589	
7	PT Asuransi Jiwa Sinar Mas MSIG	9,032	8,314	21	-	692	4	18,062	
8	PT BNI Life Insurance	4,967	2,840	2,495	-	605	1,415	12,322	
9	PT Great Eastern Life Indonesia	46	12	0	-	66	-	123	
10	PT Tokio Marine Life (d/h PT MAA Life Assurance)	400	175	-	-	7	608	1,190	
11	PT Prudential Life Assurance	1,720	-	-	-	1,316	39,363	42,399	
12	PT Axa Mandiri Financial Services	1,319	20	786	-	174	-	2,299	
13	PT Asuransi Jiwa Manulife Indonesia	4,593	-	720	-	19	-	5,332	
14	PT Panin Daichi Life (d/h PT Panin Anugrah Life)	6,072	570	283	-	74	-	6,998	
15	PT AIA Financial (d/h PT AIG Life)	128,989	-	473	-	7,891	-	137,354	
16	PT Axa Financial Indonesia	3,269	-	267	-	-	-	3,536	
17	PT Sun Life Financial Indonesia	3,203	158	479	-	10	-	3,851	
18	PT Ace Life Assurance (d/h PT A.J. Bhumi Artha Reksatama)	5	-	-	-	-	-	5	
<b>JUMLAH / SUB TOTAL</b>		<b>187,621</b>	<b>40,586</b>	<b>25,092</b>	<b>-</b>	<b>14,141</b>	<b>49,126</b>	<b>316,567</b>	
<b>JUMLAH KESELURUHAN / GRAND TOTAL</b>		<b>209,537</b>	<b>67,852</b>	<b>162,946</b>	<b>-</b>	<b>15,697</b>	<b>84,849</b>	<b>540,880</b>	

Usaha Asuransi Jiwa dengan Prinsip Syariah  
Shariah Life Insurance Business

TABEL: 4.2D / TABLE 4.2D  
REKAPITULASI HASIL INVESTASI DAN TABARRU', TAHUN 2014  
RECAPITULATION OF INVESTMENT YIELD OF TABARRU FUND, YEAR 2014

NO.	NAMA PERUSAHAAN NAME OF COMPANY	DEPOSITO TIME DEPOSIT	SAHAM SYARIAH STOCK	SUKUK KORPORASI CORPORATE	SUKUK SBSN GOVERNMENT	SB. SYARIAH DITERBITKAN INDONESIA SHARIA PROMISSORY NOTES ISSUED BY BI	SB. SYARIAH DITERBITKAN NEGARA FOREIGN GOVT.	SB SYARIAH DITERBITKAN LEMBAGA MULTINASIONAL SUKUK OF MULTINATIONAL INSTITUTION	REKSA DANA SYARIAH MUTUAL FUND	EFEK BERAGUN ASET SYARIAH SHARIA ASSET	PEMBAYAAAN MELALUI KERJASAMA PIHAK LAIN SHARIA REFINANCING	EMAS MURNI GOLD	INVESTASI LAIN OTHER INVESTMENT	BEBAN INVESTASI EXPENSES	JUMLAH TOTAL	Dim. jutaan rupiah In million rupiah	
																(3)	(4)
<b>FULL-FLEDGED SYARIAH</b>																	
1	PT Asuransi Takaful Keluarga	7.134	1.229	2.723	339	-	-	-	5.569	-	-	-	-	-	16.994	-	-
2	PT Asuransi Jiwa Syariah Al Amin	8.425	-	-	-	-	-	-	-	-	-	-	-	8.365	-	-	-
3	PT Asuransi Jiwa Amanah Jiwa Giri Artha	181	-	-	-	-	-	-	-	-	-	-	-	109	72	-	-
<b>JUMLAH / SUB TOTAL</b>		<b>15.740</b>	<b>1.229</b>	<b>2.723</b>	<b>339</b>	<b>-</b>	<b>-</b>	<b>-</b>	<b>5.569</b>	<b>-</b>	<b>-</b>	<b>-</b>	<b>-</b>	<b>169</b>	<b>25.431</b>	<b>-</b>	<b>-</b>
<b>UNIT SYARIAH</b>																	
1	Asuransi Jiwa Bersama Bumiputera 1912	1.559	-	2.571	1.322	-	-	-	-	-	-	-	-	1	5.451	-	-
2	PT Avrist Assurance (d/h PT Asuransi AIA Indonesia)	941	-	-	-	-	-	-	-	-	-	-	-	941	-	-	-
3	PT Asuransi Allianz Life Indonesia	22.856	-	-	3.049	-	-	-	-	-	-	-	-	4.248	21.657	-	-
4	PT Asuransi Jiwa Brinqin Jiwa Selajahera	402	-	485	834	-	-	-	901	-	-	-	-	7	2.615	-	-
5	PT Asuransi Jiwa Cental Asia Raya	3.065	-	491	-	-	-	-	134	-	-	-	-	-	3.689	-	-
6	PT Asuransi Jiwa Mega Life	4.584	1.048	1.773	874	-	-	-	220	-	-	-	-	-	8.500	-	-
7	PT Asuransi Jiwa Sinar Mas MSIG	3.548	534	1.874	-	-	-	-	3.848	-	-	-	-	-	9.804	-	-
8	PT BNI Life Insurance	4.360	-	550	408	-	-	-	363	-	-	-	-	2.902	2.778	-	-
9	PT Great Eastern Life Indonesia	77	-	-	204	-	-	-	-	-	-	-	-	-	281	-	-
10	PT Tokio Marine Life (d/h PT IMAA Life Assurance)	425	-	-	-	-	-	-	-	-	-	-	-	425	-	-	-
11	PT Prudential Life Assurance	36.753	-	-	-	-	-	-	-	-	-	-	-	0	36.753	-	-
12	PT Axa Mandiri Financial Services	7	-	-	987	-	-	-	-	-	-	-	-	-	994	-	-
13	PT Asuransi Jiwa Manulife Indonesia	63	-	-	-	-	-	-	-	-	-	-	-	-	63	-	-
14	PT Panin Dalchi Life (d/h PT Panin Anugrah Life)	1.027	-	-	162	-	-	-	-	-	-	-	-	-	1.189	-	-
15	PT AIA Financial (d/h PT AIG Life)	6.628	-	174	17.275	-	-	-	-	-	-	-	727	3.003	21.801	-	-
16	PT Axa Financial Indonesia	188	-	-	-	-	-	-	-	-	-	-	-	-	188	-	-
17	PT Sun Life Financial Indonesia	237	-	-	-	-	-	-	-	-	-	-	-	-	237	-	-
18	PT Ace Life Assurance (d/h PT A.J. Bhumi Artha Reksalima)	-	-	-	-	-	-	-	-	-	-	-	-	-	-	-	-
<b>JUMLAH / SUB TOTAL</b>		<b>86.721</b>	<b>1.582</b>	<b>7.916</b>	<b>25.115</b>	<b>-</b>	<b>-</b>	<b>-</b>	<b>5.465</b>	<b>-</b>	<b>-</b>	<b>-</b>	<b>727</b>	<b>10.163</b>	<b>117.365</b>	<b>-</b>	<b>-</b>
<b>JUMLAH KESELURAHAN / GRAND TOTAL</b>		<b>102.461</b>	<b>2.811</b>	<b>10.640</b>	<b>25.454</b>	<b>-</b>	<b>-</b>	<b>-</b>	<b>11.034</b>	<b>-</b>	<b>-</b>	<b>-</b>	<b>727</b>	<b>10.332</b>	<b>142.796</b>	<b>-</b>	<b>-</b>

Usaha Asuransi Jiwa dengan Prinsip Syariah  
Shariah Life Insurance Business

TABEL : 4.3D / TABLE 4.3D

NERACA DANA TABARRU', 31 DESEMBER 2014

BALANCE SHEETS OF TABARRU' FUND, 31 DECEMBER 2014

		Dalam Jutaan Rupiah In Million Rupiah
NO.	URAIAN/DESCRIPTIONS	JUMLAH/TOTAL
<b>ASET/ASSETS</b>		
<b>Investasi/Investments</b>		
1	Deposito/Time Deposit	1,400,328
2	Saham Syariah/ Sharia Stock	18,306
3	Sukuk Atau Obligasi Syariah/ Corporate Sukuk	183,959
4	Surat Berharga Syariah Negara / Government Sukuk	416,589
5	Surat Berharga Syariah Yang Diterbitkan Oleh Bank Indonesia/ Sharia Promissory Notes Issued By Bank Of Indonesia	-
6	Surat Berharga Syariah Yang Diterbitkan Oleh Selain Negara Republik Indonesia/Foreign Government Sukuk	-
7	Surat Berharga Syariah Yang Diterbitkan Oleh Lembaga Multinasional/ Sukuk of Multinational Institutions	-
8	Reksa Dana Syariah/Sharia Mutual Funds	93,473
9	Efek Beragun Aset Syariah/Sharia Asset Backed Securities	-
10	Pembiayaan Melalui Kerjasama Dengan Pihak Lain Syariah/Sharia Refinancing	-
11	Emas Murni/ Gold	-
12	Investasi Lain/Other Investments	-
<b>Jumlah Investasi/Total Investments</b>		<b>2,112,655</b>
<b>Bukan Investasi/Non Investment</b>		
13	Kas Dan Bank/Cash And Bank	209,537
14	Tagihan kontribusi/Contribution Receivables	67,852
15	Tagihan reasuransi/Reinsurance Receivables	162,946
16	Tagihan Investasi/Investment Receivables	-
17	Tagihan Hasil Investasi/Investment Yields Receivables	15,697
18	Aset Lain/Other Assets	84,849
<b>Jumlah bukan investasi/Total Non Investment</b>		<b>540,880</b>
<b>JUMLAH ASET/TOTAL ASSETS</b>		<b>2,653,536</b>
<b>KEWAJIBAN/LIABILITIES</b>		
<b>Utang/Payable</b>		
19	Utang klaim/Claim Payable	84,614
20	Utang reasuransi/Reinsurance Payable	55,700
21	Utang ujah kepada perusahaan/Ujrah payable	98,526
22	Utang alokasi surplus kepada tertanggung/Payable of shareholder share surplus to insured	9,264
23	Utang alokasi surplus kepada perusahaan/Payable of shareholder share surplus to company	5,030
24	Utang bagi hasil investasi dana tabarru kepada perusahaan/Payable of the management fees of investment yiled tabarru funds	5,088
25	Utang Zakat/Zakat Payable	59
26	Utang Lain/Other Payable	470,866
<b>Jumlah Utang/Total Payable</b>		<b>729,147</b>
<b>Penyisihan teknis/Technical Reserves</b>		
27	Penyisihan kontribusi/Reserve of Contribution Payable	619,231
28	Penyisihan kontribusi yang belum menjadi pendapatan/Reserve for unearned premium	131,442
29	Penyisihan klaim/Claim Reserve	215,900
<b>Jumlah penyisihan teknis/Total Technical Reserves</b>		<b>966,573</b>
30	Qardh/Qardh	1,695,720
<b>JUMLAH KEWAJIBAN/TOTAL LIABILITIES</b>		<b>-</b>
<b>EKUITAS PESERTA/POLICYHOLDERS EQUITY</b>		
31	Akumulasi dana tabarru/Accumulation of tabarru fund	958,183
32	Kenaikan (Penurunan) Surat Berharga/Increase(Decrease)Marketable Securities	(367)
Selisih penilaian aktiva tetapi/Revaluation of fixed assets		-
<b>JUMLAH EKUITAS PESERTA/TOTAL POLICYHOLDERS EQUITY</b>		<b>957,816</b>
<b>JUMLAH KEWAJIBAN DAN EKUITAS PESERTA/TOTAL LIABILITIES AND POLICYHOLDERS EQUITY</b>		<b>2,653,536</b>

Usaha Asuransi Jiwa dengan Prinsip Syariah  
Shariah Life Insurance Business

**TABEL : 4.4D/ TABLE 4.4D**  
**SURPLUS UNDERWRITING DANA TABARRU', TAHUN 2014**  
**UNDERWRITING SURPLUS OF TABARRU FUND, YEAR 2014**

NO.	URAIAN/DESCRIPTIONS	Dalam Jutaan Rupiah In Million Rupiah	JUMLAH/TOTAL
<b>KONTRIBUSI/CONTRIBUTION</b>			
1	Kontribusi para peserta/Policyholders Contribution		1,227,645
2	Kontribusi reasuransi/Reinsurance Contribution		286,549
3	Kontribusi neto/Netto Contribution		941,096
<b>BEBAN ASURANSI/INSURANCE EXPENSES</b>			
<b>Beban klaim/Claim Expenses</b>			
4	A. Klaim bruto/Gross Claims		848,935
5	B. Klaim reasuransi diterima/Reinsurance Recovery		316,543
<b>Kenaikan (penurunan) penyisihan kontribusi yang belum menjadi pendapatan/hak (KYBMP)/ Contribution provision that have not become income/right</b>			
6	A. KYBMP pada awal periode/KYBMP in beginning of period		34,044
7	B. KYBMP pada akhir periode/KYBMP in end of period		35,312
<b>Kenaikan (penurunan) penyisihan kontribusi/Increase (decrease) in provision for contribution</b>			
8	A. Penyisihan kontribusi tahun/triwulan lalu/Provision for contribution in last year/quarter		619,086
9	B. Penyisihan kontribusi tahun/triwulan berjalan/Provision for contribution in current year/quarter		687,626
<b>Kenaikan (penurunan) penyisihan klaim/Increase (decrease) in provision for claims</b>			
10	A. Penyisihan klaim triwulan/tahun lalu/Provision for claims in last quarter/year		157,442
11	B. Penyisihan klaim triwulan/tahun berjalan/Provision for claims in current quarter/year		212,062
12	<b>Jumlah Beban Asuransi/Total Insurance Expenses</b>		656,820
13	<b>SURPLUS (DEFISIT) UNDERWRITING/UNDERWRITING SURPLUS (DEFISIT)</b>		<b>284,276</b>
14	<b>Pajak</b>		<b>-</b>
15	<b>SURPLUS (DEFISIT) UNDERWRITING SETELAH PAJAK</b>		<b>284,276</b>

**Perusahaan Asuransi Jiwa-Syariah  
Sharia-Life Insurance Companies**

**TABEL : 4.5.D  
PORTEPEL PER 31 DESEMBER 2014  
PORTFOLIO AS AT DECEMBER 31, 2014**

**Cabang Asuransi : Semua Cabang Asuransi  
Plan : All Plans**

**UP dalam jutaan rupiah  
Sum Ins. in million rupiah**

NO.	NAMA PERUSAHAAN NAME OF COMPANY	PERT. PERORANGAN INDIVIDUAL		PERT. KUMPULAN GROUP		JUMLAH TOTAL	
		Jumlah Polis No. of Policies	Jml. Uang Pert. Sum Insured	Jumlah Peserta No. of Insured	Jml. Uang Pert. Sum Insured	Polis/Peserta Policies/Insured	Jml. Uang Pert. Sum Insured
(1)	(2)	(3)	(4)	(5)	(6)	(7)	(8)
<b>SWASTA NASIONAL / PRIVATE :</b>							
1	PT Ace Life Assurance (d/h PT A.J. Bhumi Artha Reksatama)	-	-	-	-	-	-
2	PT Asuransi Jiwa Syariah Al Amin	-	-	1,185	24,146,031	1,185	24,146,031
3	PT Asuransi Jiwa Amanahjiwa Giri Artha	361	20,930	119	988,905	480	1,009,835
4	PT BNI Life Insurance	9,962	373,125	272,026	15,143,058	281,988	15,516,183
5	PT Asuransi Jiwa Bringin Jiwa Sejahtera	4,346	222,765	94,831	31,494,933	99,177	31,717,697
6	Asuransi Jiwa Bersama Bumiputera 1912	138,376	3,527,732	84,259	2,248,853	222,635	5,776,585
7	PT Asuransi Jiwa Central Asia Raya	648	37,251	123,032	6,248,736	123,680	6,285,987
8	PT Asuransi Jiwa Mega Life	720	21,957	271,367	22,077,469	272,087	22,099,426
9	PT Panin Daichi Life (d/h PT Panin Anugrah Life)	4,583	667,390	3,296	2,427	7,879	669,818
10	PT Asuransi Jiwa Sinar Mas MSIG	23,387	2,378,974	93,637	16,984,971	117,024	19,363,945
11	PT Asuransi Takaful Keluarga	123,603	4,659,724	1,006,739	38,152,519	1,130,342	42,812,243
	<b>JUMLAH / SUB TOTAL</b>	<b>305,986</b>	<b>11,909,848</b>	<b>1,950,491</b>	<b>157,487,902</b>	<b>2,256,477</b>	<b>169,397,749</b>
<b>PATUNGAN / JOINT VENTURE :</b>							
1	PT AIA Finansial (d/h PT AIG Life)	235,094	15,880,971	2,333	878,480	237,427	16,759,451
2	PT Asuransi Allianz Life Indonesia	163,615	32,871,905	1,381,557	4,048,930	1,545,172	36,920,835
3	PT Avrist Assurance (d/h PT Asuransi AIA Indonesia)	5,285	515,519	39,926	2,074,498	45,211	2,590,017
4	PT Axa Finansial Indonesia	4,816	866,983	-	-	4,816	866,983
5	PT Axa Mandiri Financial Services	40,716	3,295,231	-	-	40,716	3,295,231
6	PT Great Eastern Life Indonesia	-	-	1,247	26,175	1,247	26,175
7	PT Tokio Marine Life (d/h PT MAA Life Assurance)	1,308	93,092	-	-	1,308	93,092
8	PT Asuransi Jiwa Manulife Indonesia	8,031	1,156,675	-	-	8,031	1,156,675
9	PT Prudential Life Assurance	508,571	112,427,930	4,894	523,727	513,465	112,951,657
10	PT Sun Life Financial Indonesia	9,413	1,761,582	58,580	24,461	67,993	1,786,043
	<b>JUMLAH / SUB TOTAL</b>	<b>976,849</b>	<b>168,869,888</b>	<b>1,488,537</b>	<b>7,576,271</b>	<b>2,465,386</b>	<b>176,446,159</b>
	<b>JUMLAH KESELURUHAN / GRAND TOTAL</b>	<b>1,282,835</b>	<b>180,779,735</b>	<b>3,439,028</b>	<b>165,064,173</b>	<b>4,721,863</b>	<b>345,843,908</b>



**Perusahaan Asuransi Jiwa-Syariah  
Sharia-Life Insurance Companies**

**TABEL : 4.5.D.1  
PORTEPEL PER 31 DESEMBER 2014  
PORTFOLIO AS AT DECEMBER 31, 2014**

**Cabang Asuransi : Kematian Berjangka  
Plan : Term Insurance**

**UP dalam jutaan rupiah  
Sum Ins. in million rupiah**

NO.	NAMA PERUSAHAAN NAME OF COMPANY	PERT. PERORANGAN INDIVIDUAL		PERT. KUMPULAN GROUP		JUMLAH TOTAL	
		Jumlah Polis No. of Policies	Jml. Uang Pert. Sum Insured	Jumlah Peserta No. of Insured	Jml. Uang Pert. Sum Insured	Polis/Peserta Policies/Insured	Jml. Uang Pert. Sum Insured
(1)	(2)	(3)	(4)	(5)	(6)	(7)	(8)
<b>SWASTA NASIONAL / PRIVATE :</b>							
1	PT Ace Life Assurance (d/h PT A.J. Bhumi Artha Reksatama)	-	-	-	-	-	-
2	PT Asuransi Jiwa Syariah Al Amin	-	-	927	23,891,719	927	23,891,719
3	PT Asuransi Jiwa Amanahjiwa Giri Artha	-	-	115	983,245	115	983,245
4	PT BNI Life Insurance	-	-	237,019	14,365,128	237,019	14,365,128
5	PT Asuransi Jiwa Bringin Jiwa Sejahtera	816	147,674	94,709	31,428,769	95,525	31,576,443
6	Asuransi Jiwa Bersama Bumiputera 1912	-	-	79,485	2,075,585	79,485	2,075,585
7	PT Asuransi Jiwa Central Asia Raya	-	-	123,032	6,248,736	123,032	6,248,736
8	PT Asuransi Jiwa Mega Life	-	-	271,367	22,077,469	271,367	22,077,469
9	PT Panin Daichi Life (d/h PT Panin Anugrah Life)	-	-	3,296	2,427	3,296	2,427
10	PT Asuransi Jiwa Sinar Mas MSIG	40	11	81,110	16,793,453	81,150	16,793,465
11	PT Asuransi Takaful Keluarga	2,175	317,628	955,323	38,106,598	957,498	38,424,226
	<b>JUMLAH / SUB TOTAL</b>	<b>3,031</b>	<b>465,314</b>	<b>1,846,383</b>	<b>155,973,130</b>	<b>1,849,414</b>	<b>156,438,443</b>
<b>PATUNGAN / JOINT VENTURE :</b>							
1	PT AIA Finansial (d/h PT AIG Life)	-	-	2,333	878,480	2,333	878,480
2	PT Asuransi Allianz Life Indonesia	76,926	12,329,283	1,381,557	4,048,930	1,458,483	16,378,213
3	PT Avrist Assurance (d/h PT Asuransi AIA Indonesia)	-	-	31,152	1,774,321	31,152	1,774,321
4	PT Axa Finansial Indonesia	-	-	-	-	-	-
5	PT Axa Mandiri Financial Services	45	355	-	-	45	355
6	PT Great Eastern Life Indonesia	-	-	1,247	26,175	1,247	26,175
7	PT Tokio Marine Life (d/h PT MAA Life Assurance)	6	13	-	-	6	13
8	PT Asuransi Jiwa Manulife Indonesia	-	-	-	-	-	-
9	PT Prudential Life Assurance	-	-	-	-	-	-
10	PT Sun Life Financial Indonesia	-	-	58,173	24,265	58,173	24,265
	<b>JUMLAH / SUB TOTAL</b>	<b>76,977</b>	<b>12,329,651</b>	<b>1,474,462</b>	<b>6,752,171</b>	<b>1,551,439</b>	<b>19,081,822</b>
	<b>JUMLAH KESELURUHAN / GRAND TOTAL</b>	<b>80,008</b>	<b>12,794,964</b>	<b>3,320,845</b>	<b>162,725,300</b>	<b>3,400,853</b>	<b>175,520,265</b>

**Perusahaan Asuransi Jiwa-Syariah  
Sharia-Life Insurance Companies**

TABEL : 4.5.D.2  
PORTEPEL PER 31 DESEMBER 2014  
PORTFOLIO AS AT DECEMBER 31, 2014

Cabang Asuransi : Dwiguna  
Plan : Endowment

UP dalam jutaan rupiah  
Sum Ins. in million rupiah

NO.	NAMA PERUSAHAAN NAME OF COMPANY	PERT. PERORANGAN INDIVIDUAL		PERT. KUMPULAN GROUP		JUMLAH TOTAL	
		Jumlah Polis No. of Policies	Jml. Uang Pert. Sum Insured	Jumlah Peserta No. of Insured	Jml. Uang Pert. Sum Insured	Polis/Peserta Policies/Insured	Jml. Uang Pert. Sum Insured
(1)	(2)	(3)	(4)	(5)	(6)	(7)	(8)
<b>SWASTA NASIONAL / PRIVATE :</b>							
1	PT Ace Life Assurance (d/h PT A.J. Bhumi Artha Reksatama)	-	-	-	-	-	-
2	PT Asuransi Jiwa Syariah Al Amin	-	-	-	-	-	-
3	PT Asuransi Jiwa Amanahjiwa Giri Artha	-	-	-	-	-	-
4	PT BNI Life Insurance	-	-	-	-	-	-
5	PT Asuransi Jiwa Bringin Jiwa Sejahtera	3,530	75,090	72	66,034	3,602	141,124
6	Asuransi Jiwa Bersama Bumiputera 1912	138,376	3,527,732	312	4,686	138,688	3,532,418
7	PT Asuransi Jiwa Central Asia Raya	62	1,615	-	-	62	1,615
8	PT Asuransi Jiwa Mega Life	-	-	-	-	-	-
9	PT Panin Daichi Life (d/h PT Panin Anugrah Life)	73	2,665	-	-	73	2,665
10	PT Asuransi Jiwa Sinar Mas MSIG	861	84,951	-	-	861	84,951
11	PT Asuransi Takaful Keluarga	80,117	2,455,994	7,203	(4,078)	87,320	2,451,916
	<b>JUMLAH / SUB TOTAL</b>	<b>223,019</b>	<b>6,148,048</b>	<b>7,587</b>	<b>66,642</b>	<b>230,606</b>	<b>6,214,690</b>
<b>PATUNGAN / JOINT VENTURE :</b>							
1	PT AIA Financial (d/h PT AIG Life)	-	-	-	-	-	-
2	PT Asuransi Allianz Life Indonesia	-	-	-	-	-	-
3	PT Avrist Assurance (d/h PT Asuransi AIA Indonesia)	-	-	-	-	-	-
4	PT Axa Financial Indonesia	-	-	-	-	-	-
5	PT Axa Mandiri Financial Services	-	-	-	-	-	-
6	PT Great Eastern Life Indonesia	-	-	-	-	-	-
7	PT Tokio Marine Life (d/h PT MAA Life Assurance)	117	2,938	-	-	117	2,938
8	PT Asuransi Jiwa Manulife Indonesia	-	-	-	-	-	-
9	PT Prudential Life Assurance	-	-	-	-	-	-
10	PT Sun Life Financial Indonesia	-	-	-	-	-	-
	<b>JUMLAH / SUB TOTAL</b>	<b>117</b>	<b>2,938</b>	<b>-</b>	<b>-</b>	<b>117</b>	<b>2,938</b>
<b>JUMLAH KESELURUHAN / GRAND TOTAL</b>		<b>223,136</b>	<b>6,150,986</b>	<b>7,587</b>	<b>66,642</b>	<b>230,723</b>	<b>6,217,628</b>

Perusahaan Asuransi Jiwa-Syariah  
Sharia-Life Insurance Companies

TABEL : 4.5.D.3  
PORTEPEL PER 31 DESEMBER 2014  
PORTFOLIO AS AT DECEMBER 31, 2014

Cabang Asuransi : Seumur Hidup  
Plan : Whole Life

UP dalam jutaan rupiah  
Sum Ins. in million rupiah

NO.	NAMA PERUSAHAAN NAME OF COMPANY	PERT. PERORANGAN INDIVIDUAL		PERT. KUMPULAN GROUP		JUMLAH TOTAL	
		Jumlah Polis No. of Policies	Jml. Uang Pert. Sum Insured	Jumlah Peserta No. of Insured	Jml. Uang Pert. Sum Insured	Polis/Peserta Policies/Insured	Jml. Uang Pert. Sum Insured
(1)	(2)	(3)	(4)	(5)	(6)	(7)	(8)
<b>SWASTA NASIONAL / PRIVATE :</b>							
1	PT Ace Life Assurance (d/h PT A.J. Bhumi Artha F	-	-	-	-	-	-
2	PT Asuransi Jiwa Syariah Al Amin	-	-	-	-	-	-
3	PT Asuransi Jiwa Amanahjiwa Giri Artha	-	-	-	-	-	-
4	PT BNI Life Insurance	-	-	-	-	-	-
5	PT Asuransi Jiwa Bringin Jiwa Sejahtera	-	-	-	-	-	-
6	Asuransi Jiwa Bersama Bumiputera 1912	-	-	-	-	-	-
7	PT Asuransi Jiwa Central Asia Raya	-	-	-	-	-	-
8	PT Asuransi Jiwa Mega Life	-	-	-	-	-	-
9	PT Panin Daichi Life (d/h PT Panin Anugrah Life)	-	-	-	-	-	-
10	PT Asuransi Jiwa Sinar Mas MSIG	-	-	-	-	-	-
11	PT Asuransi Takaful Keluarga	-	-	-	-	-	-
<b>JUMLAH / SUB TOTAL</b>		-	-	-	-	-	-
<b>PATUNGAN / JOINT VENTURE :</b>							
1	PT AIA Financial (d/h PT AIG Life)	-	-	-	-	-	-
2	PT Asuransi Allianz Life Indonesia	-	-	-	-	-	-
3	PT Avrist Assurance (d/h PT Asuransi AIA Indone:	-	-	-	-	-	-
4	PT Axa Financial Indonesia	-	-	-	-	-	-
5	PT Axa Mandiri Financial Services	-	-	-	-	-	-
6	PT Great Eastern Life Indonesia	-	-	-	-	-	-
7	PT Tokio Marine Life (d/h PT MAA Life Assurance	-	-	-	-	-	-
8	PT Asuransi Jiwa Manulife Indonesia	-	-	-	-	-	-
9	PT Prudential Life Assurance	-	-	-	-	-	-
10	PT Sun Life Financial Indonesia	-	-	-	-	-	-
<b>JUMLAH / SUB TOTAL</b>		-	-	-	-	-	-
<b>JUMLAH KESELURUHAN / GRAND TOTAL</b>		-	-	-	-	-	-

**Perusahaan Asuransi Jiwa-Syariah  
Sharia-Life Insurance Companies**

**TABEL : 4.5.D.4  
PORTEPEL PER 31 DESEMBER 2014  
PORTFOLIO AS AT DECEMBER 31, 2014**

**Cabang Asuransi : Anuitas  
Plan : Annuity**

**UP dalam jutaan rupiah  
Sum Ins. in million rupiah**

NO.	NAMA PERUSAHAAN NAME OF COMPANY	PERT. PERORANGAN INDIVIDUAL				PERT. KUMPULAN GROUP			JUMLAH TOTAL	
		Jumlah Polis No. of Policies	Jml. Uang Pert. Sum Insured	Jumlah Peserta No. of Insured	Jml. Uang Pert. Sum Insured	Polis/Peserta Policies/Insured	Jml. Uang Pert. Sum Insured	Jml. Uang Pert. Sum Insured	(7)	(8)
(1)	(2)	(3)	(4)	(5)	(6)	(7)	(8)			
<b>SWASTA NASIONAL / PRIVATE :</b>										
1	PT Ace Life Assurance (d/h PT A.J. Bhumi Artf	-	-	-	-	-	-	-	-	
2	PT Asuransi Jiwa Syariah Al Amin	-	-	-	-	-	-	-	-	
3	PT Asuransi Jiwa Amanahjiwa Giri Artha	-	-	-	-	-	-	-	-	
4	PT BNI Life Insurance	-	-	-	-	-	-	-	-	
5	PT Asuransi Jiwa Bringin Jiwa Sejahtera	-	-	-	-	-	-	-	-	
6	Asuransi Jiwa Bersama Bumiputera 1912	-	-	-	-	-	-	-	-	
7	PT Asuransi Jiwa Central Asia Raya	-	-	-	-	-	-	-	-	
8	PT Asuransi Jiwa Mega Life	-	-	-	-	-	-	-	-	
9	PT Panin Daichi Life (d/h PT Panin Anugrah Lif	-	-	-	-	-	-	-	-	
10	PT Asuransi Jiwa Sinar Mas MSIG	-	-	-	-	-	-	-	-	
11	PT Asuransi Takaful Keluarga	-	-	-	-	-	-	-	-	
<b>JUMLAH / SUB TOTAL</b>		-	-	-	-	-	-	-	-	
<b>PATUNGAN / JOINT VENTURE :</b>										
1	PT AIA Financial (d/h PT AIG Life)	-	-	-	-	-	-	-	-	
2	PT Asuransi Allianz Life Indonesia	-	-	-	-	-	-	-	-	
3	PT Avrist Assurance (d/h PT Asuransi AIA Indo	-	-	-	-	-	-	-	-	
4	PT Axa Financial Indonesia	-	-	-	-	-	-	-	-	
5	PT Axa Mandiri Financial Services	-	-	-	-	-	-	-	-	
6	PT Great Eastern Life Indonesia	-	-	-	-	-	-	-	-	
7	PT Tokio Marine Life (d/h PT MAA Life Assurar	-	-	-	-	-	-	-	-	
8	PT Asuransi Jiwa Manulife Indonesia	-	-	-	-	-	-	-	-	
9	PT Prudential Life Assurance	-	-	-	-	-	-	-	-	
10	PT Sun Life Financial Indonesia	-	-	-	-	-	-	-	-	
<b>JUMLAH / SUB TOTAL</b>		-	-	-	-	-	-	-	-	
<b>JUMLAH KESELURUHAN / GRAND TOTAL</b>		-	-	-	-	-	-	-	-	

Perusahaan Asuransi Jiwa-Syariah  
Sharia-Life Insurance Companies

TABEL : 4.5.D.4a  
PORTEPEL PER 31 DESEMBER 2014  
PORTFOLIO AS AT DECEMBER 31, 2014

Cabang Asuransi : Anuitas Dana Pensiun  
Plan : Pension Annuity

UP dalam jutaan rupiah  
Sum Ins. in million rupiah

NO.	NAMA PERUSAHAAN NAME OF COMPANY	PERT. PERORANGAN INDIVIDUAL		PERT. KUMPULAN GROUP		JUMLAH TOTAL	
		Jumlah Polis No. of Policies	Jml. Uang Pert. Sum Insured	Jumlah Peserta No. of Insured	Jml. Uang Pert. Sum Insured	Polis/Peserta Policies/Insured	Jml. Uang Pert. Sum Insured
(1)	(2)	(3)	(4)	(5)	(6)	(7)	(8)
<b>SWASTA NASIONAL / PRIVATE :</b>							
1	PT Ace Life Assurance (d/h PT A.J. Bhumi Artha Rek	-	-	-	-	-	-
2	PT Asuransi Jiwa Syariah Al Amin	-	-	-	-	-	-
3	PT Asuransi Jiwa Amanahjiwa Giri Artha	-	-	-	-	-	-
4	PT BNI Life Insurance	-	-	-	-	-	-
5	PT Asuransi Jiwa Bringin Jiwa Sejahtera	-	-	-	-	-	-
6	Asuransi Jiwa Bersama Bumiputera 1912	-	-	-	-	-	-
7	PT Asuransi Jiwa Central Asia Raya	-	-	-	-	-	-
8	PT Asuransi Jiwa Mega Life	-	-	-	-	-	-
9	PT Panin Daichi Life (d/h PT Panin Anugrah Life)	-	-	-	-	-	-
10	PT Asuransi Jiwa Sinar Mas MSIG	-	-	-	-	-	-
11	PT Asuransi Takaful Keluarga	-	-	-	-	-	-
<b>JUMLAH / SUB TOTAL</b>		-	-	-	-	-	-
<b>PATUNGAN / JOINT VENTURE :</b>							
1	PT AIA Financial (d/h PT AIG Life)	-	-	-	-	-	-
2	PT Asuransi Allianz Life Indonesia	-	-	-	-	-	-
3	PT Avrist Assurance (d/h PT Asuransi AIA Indonesia)	-	-	-	-	-	-
4	PT Axa Financial Indonesia	-	-	-	-	-	-
5	PT Axa Mandiri Financial Services	-	-	-	-	-	-
6	PT Great Eastern Life Indonesia	-	-	-	-	-	-
7	PT Tokio Marine Life (d/h PT MAA Life Assurance)	-	-	-	-	-	-
8	PT Asuransi Jiwa Manulife Indonesia	-	-	-	-	-	-
9	PT Prudential Life Assurance	-	-	-	-	-	-
10	PT Sun Life Financial Indonesia	-	-	-	-	-	-
<b>JUMLAH / SUB TOTAL</b>		-	-	-	-	-	-
<b>JUMLAH KESELURUHAN / GRAND TOTAL</b>		-	-	-	-	-	-

**Perusahaan Asuransi Jiwa-Syariah  
Sharia-Life Insurance Companies**

**TABEL : 4.5.D.5  
PORTEPEL PER 31 DESEMBER 2014  
PORTFOLIO AS AT DECEMBER 31, 2014**

**Cabang Asuransi : Kecelakaan Diri  
Plan : Personal Accident**

**UP dalam jutaan rupiah  
Sum Ins. in million rupiah**

NO.	NAMA PERUSAHAAN NAME OF COMPANY	PERT. PERORANGAN INDIVIDUAL		PERT. KUMPULAN GROUP		JUMLAH TOTAL	
		Jumlah Polis No. of Policies	Jmi. Uang Pert. Sum Insured	Jumlah Peserta No. of Insured	Jmi. Uang Pert. Sum Insured	Polis/Peserta Policies/Insured	Jmi. Uang Pert. Sum Insured
(1)	(2)	(3)	(4)	(5)	(6)	(7)	(8)
<b>SWASTA NASIONAL / PRIVATE :</b>							
1	PT Ace Life Assurance (d/h PT A.J. Bhumi Artha Rek	-	-	-	-	-	-
2	PT Asuransi Jiwa Syariah Al Amin	-	-	258	254,312	258	254,312
3	PT Asuransi Jiwa Amanahjiwa Giri Artha	-	-	2	4,950	2	4,950
4	PT BNI Life Insurance	-	-	18,739	769,750	18,739	769,750
5	PT Asuransi Jiwa Bringin Jiwa Sejahtera	-	-	47	130	47	130
6	Asuransi Jiwa Bersama Bumiputera 1912	-	-	4,339	16,308	4,339	16,308
7	PT Asuransi Jiwa Central Asia Raya	-	-	-	-	-	-
8	PT Asuransi Jiwa Mega Life	260	-	-	-	260	-
9	PT Panin Daichi Life (d/h PT Panin Anugrah Life)	-	-	-	-	-	-
10	PT Asuransi Jiwa Sinar Mas MSIG	7,154	1,502,806	7,602	191,518	14,756	1,694,324
11	PT Asuransi Takaful Keluarga	153	14,370	7,689	46,434	7,842	60,804
	<b>JUMLAH / SUB TOTAL</b>	<b>7,567</b>	<b>1,517,176</b>	<b>38,676</b>	<b>1,283,401</b>	<b>46,243</b>	<b>2,800,577</b>
<b>PATUNGAN / JOINT VENTURE :</b>							
1	PT AIA Financial (d/h PT AIG Life)	-	50,784	-	-	-	50,784
2	PT Asuransi Allianz Life Indonesia	-	-	-	-	-	-
3	PT Avrist Assurance (d/h PT Asuransi AIA Indonesia)	-	-	6,081	300,177	6,081	300,177
4	PT Axa Financial Indonesia	-	-	-	-	-	-
5	PT Axa Mandiri Financial Services	-	-	-	-	-	-
6	PT Great Eastern Life Indonesia	-	-	-	-	-	-
7	PT Tokio Marine Life (d/h PT MAA Life Assurance)	558	28,750	-	-	558	28,750
8	PT Asuransi Jiwa Manulife Indonesia	-	-	-	-	-	-
9	PT Prudential Life Assurance	-	29,776,890	-	182,557	-	29,959,447
10	PT Sun Life Financial Indonesia	-	-	407	196	407	196
	<b>JUMLAH / SUB TOTAL</b>	<b>558</b>	<b>29,856,424</b>	<b>6,488</b>	<b>482,931</b>	<b>7,046</b>	<b>30,339,355</b>
	<b>JUMLAH KESELURUHAN / GRAND TOTAL</b>	<b>8,125</b>	<b>31,373,601</b>	<b>45,164</b>	<b>1,766,332</b>	<b>53,289</b>	<b>33,139,932</b>

Perusahaan Asuransi Jiwa-Syariah  
Sharia-Life Insurance Companies

TABEL : 4.5.D.6  
PORTEPEL PER 31 DESEMBER 2014  
PORTFOLIO AS AT DECEMBER 31, 2014

Cabang Asuransi : Kesehatan  
Plan : Health

UP dalam jutaan rupiah  
Sum Ins. in million rupiah

NO.	NAMA PERUSAHAAN NAME OF COMPANY	PERT. PERORANGAN INDIVIDUAL		PERT. KUMPULAN GROUP		JUMLAH TOTAL	
		Jumlah Polis No. of Policies	Jml. Uang Pert. Sum Insured	Jumlah Peserta No. of Insured	Jml. Uang Pert. Sum Insured	Polis/Peserta Policies/Insured	Jml. Uang Pert. Sum Insured
(1)	(2)	(3)	(4)	(5)	(6)	(7)	(8)
<b>SWASTA NASIONAL / PRIVATE :</b>							
1	PT Ace Life Assurance (d/h PT A.J. Bhumi Artha Rel	-	-	-	-	-	-
2	PT Asuransi Jiwa Syarifiah Al Amin	-	-	-	-	-	-
3	PT Asuransi Jiwa Amanahjiwa Giri Artha	-	-	-	-	-	-
4	PT BNI Life Insurance	-	-	15,493	-	15,493	-
5	PT Asuransi Jiwa Bringin Jiwa Sejahtera	-	-	3	-	3	-
6	Asuransi Jiwa Bersama Bumiputera 1912	-	-	123	152,274	123	152,274
7	PT Asuransi Jiwa Central Asia Raya	-	-	-	-	-	-
8	PT Asuransi Jiwa Mega Life	-	-	-	-	-	-
9	PT Panin Daichi Life (d/h PT Panin Anugrah Life)	-	-	-	-	-	-
10	PT Asuransi Jiwa Sinar Mas MSIG	1,540	643	4,925	-	6,465	643
11	PT Asuransi Takaful Keluarga	58	710	36,273	-	36,331	710
	<b>JUMLAH / SUB TOTAL</b>	<b>1,598</b>	<b>1,353</b>	<b>56,817</b>	<b>152,274</b>	<b>58,415</b>	<b>153,627</b>
<b>PATUNGAN / JOINT VENTURE :</b>							
1	PT AIA Finansial (d/h PT AIG Life)	-	27,401	-	-	-	27,401
2	PT Asuransi Allianz Life Indonesia	1,058	-	-	-	1,058	-
3	PT Avriat Assurance (d/h PT Asuransi AIA Indonesia	-	-	2,693	-	2,693	-
4	PT Axa Finansial Indonesia	-	-	-	-	-	-
5	PT Axa Mandiri Financial Services	333	220	-	-	333	220
6	PT Great Eastern Life Indonesia	-	-	-	-	-	-
7	PT Tokio Marine Life (d/h PT MAA Life Assurance)	86	15,310	-	-	86	15,310
8	PT Asuransi Jiwa Manulife Indonesia	-	-	-	-	-	-
9	PT Prudential Life Assurance	-	23,336,167	-	70,838	-	23,407,005
10	PT Sun Life Financial Indonesia	-	-	-	-	-	-
	<b>JUMLAH / SUB TOTAL</b>	<b>1,477</b>	<b>23,379,097</b>	<b>2,693</b>	<b>70,838</b>	<b>4,170</b>	<b>23,449,935</b>
<b>JUMLAH KESELURUHAN / GRAND TOTAL</b>		<b>3,075</b>	<b>23,380,450</b>	<b>59,510</b>	<b>223,112</b>	<b>62,585</b>	<b>23,603,562</b>

Perusahaan Asuransi Jiwa-Svariah  
Sharia-Life Insurance Companies

TABEL : 4.5.D.6a  
PORTEPEL PER 31 DESEMBER 2014  
PORTFOLIO AS AT DECEMBER 31, 2014

Cabang Asuransi : Produk Lain  
Plan : Other Product

UP dalam jutaan rupiah  
Sum Ins. in million rupiah

NO.	NAMA PERUSAHAAN NAME OF COMPANY	PERT. PERORANGAN INDIVIDUAL		PERT. KUMPULAN GROUP		JUMLAH TOTAL	
		Jumlah Polis No. of Policies	Jml. Uang Pert. Sum Insured	Jumlah Peserta No. of Insured	Jml. Uang Pert. Sum Insured	Polis/Peserta Policies/Insured	Jml. Uang Pert. Sum Insured
(1)	(2)	(3)	(4)	(5)	(6)	(7)	(8)
<b>SWASTA NASIONAL / PRIVATE :</b>							
1	PT Ace Life Assurance (d/h PT A.J. Bhumi Artha Reksatama)	-	-	-	-	-	-
2	PT Asuransi Jiwa Syariah Al Amin	-	-	-	-	-	-
3	PT Asuransi Jiwa Amanahjiwa Giri Artha	-	-	-	-	-	-
4	PT BNI Life Insurance	-	-	-	-	-	-
5	PT Asuransi Jiwa Bringin Jiwa Sejahtera	-	-	-	-	-	-
6	Asuransi Jiwa Bersama Bumiputera 1912	-	-	-	-	-	-
7	PT Asuransi Jiwa Central Asia Raya	-	-	-	-	-	-
8	PT Asuransi Jiwa Mega Life	-	-	-	-	-	-
9	PT Panin Daichi Life (d/h PT Panin Anugrah Life)	-	-	-	-	-	-
10	PT Asuransi Jiwa Sinar Mas MSIG	-	-	-	-	-	-
11	PT Asuransi Takaful Keluarga	-	-	-	-	-	-
<b>JUMLAH / SUB TOTAL</b>		-	-	-	-	-	-
<b>PATUNGAN / JOINT VENTURE :</b>							
1	PT AIA Financial (d/h PT AIG Life)	-	-	-	-	-	-
2	PT Asuransi Allianz Life Indonesia	-	-	-	-	-	-
3	PT Avrist Assurance (d/h PT Asuransi AIA Indonesia)	-	-	-	-	-	-
4	PT Axa Financial Indonesia	-	-	-	-	-	-
5	PT Axa Mandiri Financial Services	-	-	-	-	-	-
6	PT Great Eastern Life Indonesia	-	-	-	-	-	-
7	PT Tokio Marine Life (d/h PT MAA Life Assurance)	-	-	-	-	-	-
8	PT Asuransi Jiwa Manulife Indonesia	-	-	-	-	-	-
9	PT Prudential Life Assurance	-	-	-	-	-	-
10	PT Sun Life Financial Indonesia	-	-	-	-	-	-
<b>JUMLAH / SUB TOTAL</b>		-	-	-	-	-	-
<b>JUMLAH KESELURUHAN / GRAND TOTAL</b>		-	-	-	-	-	-



Perusahaan Asuransi Jiwa-Svariah  
Sharia-Life Insurance Companies

TABEL : 4.5.D.7

PORTEPEL PER 31 DESEMBER 2014  
PORTFOLIO AS AT DECEMBER 31, 2014

UP dalam jutaan rupiah  
Sum Ins. in million rupiah

Cabang Asuransi : Produk Investasi  
Plan : Investment Product

NO.	NAMA PERUSAHAAN NAME OF COMPANY	PERT. PERORANGAN INDIVIDUAL		PERT. KUMPULAN GROUP		JUMLAH TOTAL	
		Jumlah Polis No. of Policies	Jmi. Uang Pert. Sum Insured	Jumlah Peserta No. of Insured	Jmi. Uang Pert. Sum Insured	Polis/Peserta Policies/Insured	Jml. Uang Pert. Sum Insured
(1)	(2)	(3)	(4)	(5)	(6)	(7)	(8)
<b>SWASTA NASIONAL / PRIVATE :</b>							
1	PT Ace Life Assurance (d/h PT A.J. Bhumi Artha Reksatama)	-	-	-	-	-	-
2	PT Asuransi Jiwa Syariah Al Amin	-	-	-	-	-	-
3	PT Asuransi Jiwa Amanahjiwa Giri Artha	361	20,930	2	710	363	21,640
4	PT BNI Life Insurance	9,962	373,125	775	8,180	10,737	381,305
5	PT Asuransi Jiwa Bringin Jiwa Sejahtera	-	-	-	-	-	-
6	Asuransi Jiwa Bersama Bumiputera 1912	-	-	-	-	-	-
7	PT Asuransi Jiwa Central Asia Raya	586	35,636	-	-	586	35,636
8	PT Asuransi Jiwa Mega Life	460	21,957	-	-	460	21,957
9	PT Panin Daichi Life (d/h PT Panin Anugrah Life)	4,510	664,725	-	-	4,510	664,725
10	PT Asuransi Jiwa Sinar Mas MSIG	13,792	790,562	-	-	13,792	790,562
11	PT Asuransi Takaful Keluarga	41,100	1,871,021	251	3,565	41,351	1,874,586
	<b>JUMLAH / SUB TOTAL</b>	<b>70,771</b>	<b>3,777,957</b>	<b>1,028</b>	<b>12,455</b>	<b>71,799</b>	<b>3,790,412</b>
<b>PATUNGAN / JOINT VENTURE :</b>							
1	PT AIA Financial (d/h PT AIG Life)	235,094	15,802,786	-	-	235,094	15,802,786
2	PT Asuransi Allianz Life Indonesia	85,631	20,542,622	-	-	85,631	20,542,622
3	PT Avrist Assurance (d/h PT Asuransi AIA Indonesia)	5,285	515,519	-	-	5,285	515,519
4	PT Axa Financial Indonesia	4,816	866,983	-	-	4,816	866,983
5	PT Axa Mandiri Financial Services	40,338	3,294,657	-	-	40,338	3,294,657
6	PT Great Eastern Life Indonesia	-	-	-	-	-	-
7	PT Tokio Marine Life (d/h PT MAA Life Assurance)	541	46,081	-	-	541	46,081
8	PT Asuransi Jiwa Manulife Indonesia	8,031	1,156,675	-	-	8,031	1,156,675
9	PT Prudential Life Assurance	508,571	59,314,873	4,894	270,332	513,465	59,585,205
10	PT Sun Life Financial Indonesia	9,413	1,761,582	-	-	9,413	1,761,582
	<b>JUMLAH / SUB TOTAL</b>	<b>897,720</b>	<b>103,301,777</b>	<b>4,894</b>	<b>270,332</b>	<b>902,614</b>	<b>103,572,109</b>
<b>JUMLAH KESELURUHAN / GRAND TOTAL</b>		<b>968,491</b>	<b>107,079,734</b>	<b>5,922</b>	<b>282,787</b>	<b>974,413</b>	<b>107,362,521</b>

**Perusahaan Asuransi Jiwa-Syariah  
Sharia-Life Insurance Companies**

**TABEL : 4.5.D.8  
PORTEPEL PER 31 DESEMBER 2014  
PORTFOLIO AS AT DECEMBER 31, 2014**

**Cabang Asuransi : Semua Cabang Selain Kec. Diri & Kes.  
Plan : All Plans Except Personal Acc. & Health**

**UP dalam jutaan rupiah  
Sum Ins. in million rupiah**

NO.	NAMA PERUSAHAAN NAME OF COMPANY	PERT. PERORANGAN INDIVIDUAL		PERT. KUMPULAN GROUP		JUMLAH TOTAL	
		Jumlah Polis No. of Policies	Jml. Uang Pert. Sum Insured	Jumlah Peserta No. of Insured	Jml. Uang Pert. Sum Insured	Polis/Peserta Policies/Insured	Jml. Uang Pert. Sum Insured
(1)	(2)	(3)	(4)	(5)	(6)	(7)	(8)
<b>SWASTA NASIONAL / PRIVATE :</b>							
1	PT Ace Life Assurance (d/h PT A.J. Bhumi Artha f	-	-	-	-	-	-
2	PT Asuransi Jiwa Syariah Al Amin	-	-	927	23,891,719	927	23,891,719
3	PT Asuransi Jiwa Amanahjiwa Giri Artha	361	20,930	117	983,955	478	1,004,885
4	PT BNI Life Insurance	9,962	373,125	237,794	14,373,308	247,756	14,746,433
5	PT Asuransi Jiwa Bringin Jiwa Sejahtera	4,346	222,765	94,781	31,494,803	99,127	31,717,567
6	Asuransi Jiwa Bersama Bumiputera 1912	138,376	3,527,732	79,797	2,080,271	218,173	5,608,003
7	PT Asuransi Jiwa Central Asia Raya	648	37,251	123,032	6,248,736	123,680	6,285,987
8	PT Asuransi Jiwa Mega Life	460	21,957	271,367	22,077,469	271,827	22,099,426
9	PT Panin Daichi Life (d/h PT Panin Anugrah Life)	4,583	667,390	3,296	2,427	7,879	669,818
10	PT Asuransi Jiwa Sinar Mas MSIG	14,693	875,524	81,110	16,793,453	95,803	17,668,977
11	PT Asuransi Takaful Keluarga	123,392	4,644,643	962,777	38,106,086	1,086,169	42,750,729
	<b>JUMLAH / SUB TOTAL</b>	<b>296,821</b>	<b>10,391,318</b>	<b>1,854,998</b>	<b>156,052,227</b>	<b>2,151,819</b>	<b>166,443,544</b>
<b>PATUNGAN / JOINT VENTURE :</b>							
1	PT AIA Financial (d/h PT AIG Life)	235,094	15,802,786	2,333	878,480	237,427	16,681,266
2	PT Asuransi Allianz Life Indonesia	162,557	32,871,905	1,381,557	4,048,930	1,544,114	36,920,835
3	PT Avrist Assurance (d/h PT Asuransi AIA Indone	5,285	515,519	31,152	1,774,321	36,437	2,289,840
4	PT Axa Financial Indonesia	4,816	866,983	-	-	4,816	866,983
5	PT Axa Mandiri Financial Services	40,383	3,295,012	-	-	40,383	3,295,012
6	PT Great Eastern Life Indonesia	-	-	1,247	26,175	1,247	26,175
7	PT Tokio Marine Life (d/h PT MAA Life Assurance	664	49,032	-	-	664	49,032
8	PT Asuransi Jiwa Manulife Indonesia	8,031	1,156,675	-	-	8,031	1,156,675
9	PT Prudential Life Assurance	508,571	59,314,873	4,894	270,332	513,465	59,585,205
10	PT Sun Life Financial Indonesia	9,413	1,761,582	58,173	24,265	67,586	1,785,847
	<b>JUMLAH / SUB TOTAL</b>	<b>974,814</b>	<b>115,634,366</b>	<b>1,479,356</b>	<b>7,022,503</b>	<b>2,454,170</b>	<b>122,656,869</b>
	<b>JUMLAH KESELURUHAN / GRAND TOTAL</b>	<b>1,271,635</b>	<b>126,025,684</b>	<b>3,334,354</b>	<b>163,074,730</b>	<b>4,605,989</b>	<b>289,100,414</b>

Perusahaan Asuransi Jiwa Syariah  
Sharia-Life Insurance Companies

TABEL : 4.6.D.1  
LAPORAN PREMI PERTANGGUNGAN BARU PER CABANG ASURANSI TAHUN 2014  
FIRST YEAR PREMIUM REPORT PER LINE OF BUSINESS YEAR 2014

NO.	NAMA PERUSAHAAN NAME OF COMPANY	ASURANSI KEMATIAN TERM INSURANCE	DWIGUNA ENDOWMENT	SEUMUR HIDUP WHOLE LIFE	ANUITAS UMUM ANNUITY	ANUITAS DANA PENSUN PENSION ANNUITY	KECELAKAAN DIRI PERSONAL ACCIDENT	KESEHATAN HEALTH	PRODUK LAIN OTHER PRODUCT	PRODUK INVESTASI INVESTMENT PRODUCTS	JUMLAH TOTAL
<b>SWASTA NASIONAL / PRIVATE :</b>											
1	PT Ace Life Assurance (d/h PT A.J. Bhumi Artha Reksatama)						606	-	-	-	211,751
2	PT Asuransi Jiwa Syarifah Al Amin	211,145									
3	PT Asuransi Jiwa Amanah Jiwa Giri Artha	23,540					78			2,198	25,816
4	PT BNI Life Insurance	51,058					1,253	31,629		14,607	98,546
5	PT Asuransi Jiwa Birangin Jiwa Sejahtera	43,412	4,214				583				48,208
6	Asuransi Jiwa Bersama Bumiputera 1912	12,970	19,905				1,303	3,951			38,129
7	PT Asuransi Jiwa Central Asia Raya	34,120									34,120
8	PT Asuransi Jiwa Mega Life	54,206								1,031	55,237
9	PT Panin Dalchi Life (d/h PT Panin Anugrah Life)	27	3							2,363	2,393
10	PT Asuransi Jiwa Sinar Mas MSIG	55,234	39,494				872	3,848		30,232	129,680
11	PT Asuransi Takatuli Keluarga	69,430	4,181				297	43,914		24,171	141,984
	<b>JUMLAH / SUB TOTAL</b>	<b>555,142</b>	<b>67,797</b>				<b>4,407</b>	<b>83,926</b>		<b>74,601</b>	<b>785,873</b>
<b>PATUNGAN / JOINT VENTURE :</b>											
1	PT AIA Financial (d/h PT AIG Life)	5,150								209,144	214,294
2	PT Asuransi Allianz Life Indonesia	119,923					3,830	1,474		38,169	163,395
3	PT Avist Assurance (d/h PT Asuransi AIA Indonesia)	8,101					21	532		6,194	14,848
4	PT Axa Financial Indonesia	3					13	100		1,869	1,984
5	PT Axa Mandiri Financial Services	29,698					323	983		72,063	103,067
6	PT Great Eastern Life Indonesia										
7	PT Tokio Marine Life (d/h PT IMAA Life Assurance)						176	426		42	644
8	PT Asuransi Jiwa Manulife Indonesia									31,068	31,068
9	PT Prudential Life Assurance									891,310	891,310
10	PT Sun Life Financial Indonesia	490					212	1,437		21,390	23,590
	<b>JUMLAH / SUB TOTAL</b>	<b>163,364</b>					<b>4,575</b>	<b>4,953</b>		<b>1,271,248</b>	<b>1,444,140</b>
	<b>JUMLAH KESELURUHAN / GRAND TOTAL</b>	<b>718,506</b>	<b>67,797</b>				<b>8,983</b>	<b>88,878</b>		<b>1,345,849</b>	<b>2,230,013</b>

Dalam jutaan rupiah  
in million rupiah

Perusahaan Asuransi Jiwa-Syariah  
Sharia-Life Insurance Companies

TABEL : 4.6.D.2  
LAPORAN PREMI LANJUTAN PER CABANG ASURANSI TAHUN 2014  
CONTINUANCE PREMIUM REPORT PER LINE OF BUSINESS YEAR 2014

Dalam jutaan rupiah  
In million rupiah

NO.	NAMA PERUSAHAAN NAME OF COMPANY	ASURANSI KEMATIAN TERMINAL INSURANCE	DWIGUNA ENDOWMENT	SEUMUR HIDUP WHOLE LIFE	ANUITAS UMUM ANNUITY	ANUITAS DANA PENSUN PENSION ANNUITY	KECELAKAAN DIRI PERSONAL ACCIDENT	KESEHATAN HEALTH	PRODUK LAIN OTHER PRODUCT	PRODUK INVESTASI INVESTMENT PRODUCTS	JUMLAH TOTAL
<b>SWASTA NASIONAL / PRIVATE :</b>											
1	PT Ace Life Assurance (d/h PT A.J. Bhumi Artha Reksatama)										
2	PT Asuransi Jiwa Syariah Al Amin	0.00	0.00	0.00	0.00	0.00	0.00	0.00	0.00	0.00	0.00
3	PT Asuransi Jiwa Amanahjiwa Giri Artha	0.00	0.00	0.00	0.00	0.00	0.00	0.00	0.00	0.00	705.90
4	PT BNI Life Insurance	0.00	0.00	0.00	0.00	0.00	0.00	0.00	0.00	0.00	28.314.90
5	PT Asuransi Jiwa Bringin Jiwa Sejahtera	2.14	10.183.65	0.00	0.00	0.00	0.00	0.00	0.00	0.00	10.185.79
6	Asuransi Jiwa Bersama Bumiputera 1912	0.00	219.280.20	0.00	0.00	0.00	0.00	0.00	0.00	0.00	219.280.20
7	PT Asuransi Jiwa Central Asia Raya	0.00	123.35	0.00	0.00	0.00	0.00	0.00	0.00	0.00	123.35
8	PT Asuransi Jiwa Mega Life	0.00	0.00	0.00	0.00	0.00	0.00	0.00	0.00	0.00	1.066.31
9	PT Panin Daichi Life (d/h PT Panin Anugrah Life)	60.00	444.60	0.00	0.00	0.00	0.00	0.00	0.00	0.00	19.984.65
10	PT Asuransi Jiwa Sinar Mas MSIG	0.00	599.33	0.00	0.00	0.00	8.24	4.738.82	0.00	0.00	115.273.09
11	PT Asuransi Takatuf Keluaraga	654.31	119.189.07	0.00	0.00	0.00	3.66	0.00	0.00	0.00	120.878.33
	<b>JUMLAH / SUB TOTAL</b>	<b>716.45</b>	<b>349.920.20</b>	<b>0.00</b>	<b>0.00</b>	<b>0.00</b>	<b>11.90</b>	<b>4.738.82</b>	<b>0.00</b>	<b>0.00</b>	<b>286.223.18</b>
<b>PATUNGAN / JOINT VENTURE :</b>											
1	PT AIA Financial (d/h PT AIG Life)	0.00	0.00	0.00	0.00	0.00	0.00	0.00	0.00	0.00	1.178.891.00
2	PT Asuransi Allianz Life Indonesia	137.328.41	0.00	0.00	0.00	0.00	0.00	17.955.05	0.00	0.00	419.468.24
3	PT Avrist Assurance (d/h PT Asuransi AIA Indonesia)	743.20	0.00	0.00	0.00	0.00	142.28	1.244.23	0.00	0.00	38.407.67
4	PT Axa Financial Indonesia	102.62	0.00	0.00	0.00	0.00	198.33	2.177.35	0.00	0.00	18.012.26
5	PT Axa Mandiri Financial Services	11.857.71	0.00	0.00	0.00	0.00	4.355.94	13.771.93	0.00	0.00	212.652.53
6	PT Great Eastern Life Indonesia	0.00	0.00	0.00	0.00	0.00	0.00	0.00	0.00	0.00	0.00
7	PT Tokio Marine Life (d/h PT MAA Life Assurance)	0.00	124.40	0.00	0.00	0.00	0.00	0.00	0.00	0.00	3.206.51
8	PT Asuransi Jiwa Manulife Indonesia	0.00	0.00	0.00	0.00	0.00	0.00	0.00	0.00	0.00	21.500.00
9	PT Prudential Life Assurance	0.00	0.00	0.00	0.00	0.00	0.00	0.00	0.00	0.00	782.265.00
10	PT Sun Life Financial Indonesia	51.79	0.00	0.00	0.00	0.00	4.18.21	2.851.03	0.00	0.00	34.685.33
	<b>JUMLAH / SUB TOTAL</b>	<b>150.083.73</b>	<b>124.40</b>	<b>0.00</b>	<b>0.00</b>	<b>0.00</b>	<b>5.114.76</b>	<b>37.999.59</b>	<b>0.00</b>	<b>0.00</b>	<b>2.708.964.15</b>
<b>JUMLAH KESELURUHAN / GRAND TOTAL</b>											
		<b>150.800.18</b>	<b>349.944.60</b>	<b>0.00</b>	<b>0.00</b>	<b>0.00</b>	<b>5.126.66</b>	<b>42.738.42</b>	<b>0.00</b>	<b>0.00</b>	<b>2.995.187.33</b>

Perusahaan Asuransi Jiwa-Syariah  
Sharia-Life Insurance Companies

TABEL : 4.6.D.3  
LAPORAN PREMI MURNI PER CABANG ASURANSI TAHUN 2014  
NET PREMIUM REPORT PER LINE OF BUSINESS YEAR 2014

Dalam jutaan rupiah In million rupiah											
NO.	NAMA PERUSAHAAN NAME OF COMPANY	ASURANSI KEMATIAN TERM INSURANCE	DWIGUNA ENDOWMENT	SEUMUR HIDUP WHOLE LIFE	ANUITAS UMUM ANNUITY	DANA PENSUN PENSION ANNUITY	KECELAKAAN DIRI PERSONAL ACCIDENT	KESEHATAN HEALTH	PRODUK LAIN OTHER PRODUCT	PRODUK INVESTASI INVESTMENT PRODUCTS	JUMLAH TOTAL
<b>SWASTA NASIONAL / PRIVATE :</b>											
1	PT Ace Life Assurance (d/h PT A.J. Bhumi Artha Reksatama)										
2	PT Asuransi Jiwa Syariah Al Amin	147.179.18	0.00	0.00	0.00	0.00	363.79	0.00	0.00	0.00	0.00
3	PT Asuransi Jiwa Amanahjiwa Giri Artha	16.934.00	0.00	0.00	0.00	0.00	43.00	0.00	0.00	0.00	2.667.33
4	PT BNI Life Insurance	31.394.86	0.00	0.00	0.00	0.00	953.70	26.128.17	0.00	0.00	31.822.84
5	PT Asuransi Jiwa Bringin Jiwa Sejahtera	32.935.87	9.553.20	0.00	0.00	0.00	0.00	408.10	0.00	0.00	42.897.17
6	Asuransi Jiwa Bersama Bumiputera 1912	0.00	0.00	0.00	0.00	0.00	0.00	0.00	0.00	0.00	0.00
7	PT Asuransi Jiwa Central Asia Raya	22.676.44	115.82	0.00	0.00	0.00	0.00	0.00	0.00	0.00	22.792.26
8	PT Asuransi Jiwa Mega Life	27.580.12	0.00	0.00	0.00	0.00	0.00	0.00	0.00	0.00	2.097.44
9	PT Panin Daichi Life (d/h PT Panin Anugrah Life)	60.91	312.97	0.00	0.00	0.00	0.00	0.00	0.00	0.00	14.077.03
10	PT Asuransi Jiwa Sinar Mas MSIG	31.440.62	38.853.63	0.00	0.00	0.00	796.37	8.027.89	0.00	0.00	144.880.10
11	PT Asuransi Takatful Keluarca	47.444.00	13.063.32	0.00	0.00	0.00	183.70	30.580.75	0.00	0.00	104.827.07
	<b>JUMLAH / SUB TOTAL</b>	<b>357,646.01</b>	<b>61,898.94</b>	<b>0.00</b>	<b>0.00</b>	<b>0.00</b>	<b>2,342.56</b>	<b>65,144.90</b>	<b>0.00</b>	<b>0.00</b>	<b>300,071.80</b>
<b>PATUNGAN / JOINT VENTURE :</b>											
1	PT AIA Financial (d/h PT AIG Life)	1.642.52	0.00	0.00	0.00	0.00	0.00	0.00	0.00	0.00	1.420.717.90
2	PT Asuransi Allianz Life Indonesia	251.210.63	0.00	0.00	0.00	0.00	2.828.99	19.428.67	0.00	0.00	457.637.02
3	PT Avrist Assurance (d/h PT Asuransi AIA Indonesia)	6.133.67	0.00	0.00	0.00	0.00	44.30	1.751.50	0.00	0.00	44.601.27
4	PT Axa Financial Indonesia	97.39	0.00	0.00	0.00	0.00	194.68	2,099.87	0.00	0.00	19.881.14
5	PT Axa Mandiri Financial Services	41.531.04	0.00	0.00	0.00	0.00	4.679.32	14,755.26	0.00	0.00	258,092.84
6	PT Great Eastern Life Indonesia	0.00	0.00	0.00	0.00	0.00	0.00	0.00	0.00	0.00	0.00
7	PT Tokio Marine Life (d/h PT MAA Life Assurance)	0.00	137.10	0.00	0.00	0.00	70.36	255.53	0.00	0.00	3.584.61
8	PT Asuransi Jiwa Manulife Indonesia	0.00	0.00	0.00	0.00	0.00	0.00	0.00	0.00	0.00	88.820.33
9	PT Prudential Life Assurance	0.00	0.00	0.00	0.00	0.00	0.00	0.00	0.00	0.00	1.673.574.00
10	PT Sun Life Financial Indonesia	313.92	0.00	0.00	0.00	0.00	470.43	2,996.08	0.00	0.00	56.075.12
	<b>JUMLAH / SUB TOTAL</b>	<b>300,929.16</b>	<b>137.10</b>	<b>0.00</b>	<b>0.00</b>	<b>0.00</b>	<b>8,288.08</b>	<b>41,286.91</b>	<b>0.00</b>	<b>0.00</b>	<b>4,022,984.23</b>
	<b>JUMLAH KESELURUHAN / GRAND TOTAL</b>	<b>658,575.17</b>	<b>62,036.04</b>	<b>0.00</b>	<b>0.00</b>	<b>0.00</b>	<b>10,630.64</b>	<b>106,431.81</b>	<b>0.00</b>	<b>0.00</b>	<b>4,323,056.04</b>

Perusahaan Asuransi Jiwa-Syariah  
Sharia-Life Insurance CompaniesTABEL : 4.6.D.4  
LAPORAN ASUMSI BIAYA PER CABANG ASURANSI TAHUN 2014  
LOADING ASSUMPTION REPORT PER LINE OF BUSINESS YEAR 2014

NO.	NAMA PERUSAHAAN NAME OF COMPANY	ASURANSI KEMATIAN TERM INSURANCE	DWIGUNA ENDOWMENT	SEUMUR HIDUP WHOLE LIFE	ANUITAS UMUM ANNUITY	ANUITAS DANA PENSUN ANNUITY	KECELAKAAN DIRI PERSONAL ACCIDENT	KESEHATAN HEALTH	PRODUK LAIN OTHER PRODUCT	PRODUK INVESTASI INVESTMENT PRODUCTS	JUMLAH TOTAL
<b>SWASTA NASIONAL / PRIVATE :</b>											
1	PT Ace Life Assurance (d/h PT. A.J. Bhumi Artha Reksalama)										
2	PT Asuransi Jiwa Syariah Al Amin	55.826.82	0.00	0.00	0.00	0.00	181.65	0.00	0.00	0.00	56.008.47
3	PT Asuransi Jiwa Amanah Jiwa Giri Artha	7.169.00	0.00	0.00	0.00	0.00	39.00	0.00	0.00	0.00	7.684.78
4	PT BNI Life Insurance	19.662.76	0.00	0.00	0.00	0.00	298.85	5.501.07	0.00	0.00	11.098.61
5	PT Asuransi Jiwa Brngin Jiwa Sejahtera	10.477.92	2.210.98	0.00	0.00	0.00	0.00	174.68	0.00	0.00	12.863.57
6	Asuransi Jiwa Bersama Bumiputera 1912	0.00	0.00	0.00	0.00	0.00	0.00	0.00	0.00	0.00	0.00
7	PT Asuransi Jiwa Central Asia Raya	11.443.44	7.53	0.00	0.00	0.00	0.00	0.00	0.00	0.00	11.450.97
8	PT Asuransi Jiwa Mega Life	0.20	0.00	0.00	0.00	0.00	0.00	0.10	0.00	0.00	491.43
9	PT Panin Dalchi Life (d/h PT Panin Anugrah Life)	21.46	89.80	0.00	0.00	0.00	0.00	0.00	0.00	0.00	5.309.35
10	PT Asuransi Jiwa Sinar Mas MSIG	23.665.33	1.239.93	0.00	0.00	0.00	81.61	559.40	0.00	0.00	14.306.46
11	PT Asuransi Takatuf Keluarja	22.640.56	10.664.03	0.00	0.00	0.00	116.68	13.333.70	0.00	0.00	40.222.19
	<b>JUMLAH / SUB TOTAL</b>	<b>150.907.49</b>	<b>14.212.25</b>	<b>0.00</b>	<b>0.00</b>	<b>0.00</b>	<b>717.79</b>	<b>19.568.95</b>	<b>0.00</b>	<b>0.00</b>	<b>71.904.82</b>
<b>PATUNGAN / JOINT VENTURE :</b>											
1	PT AIA Financial (d/h PT AIG Life)	4.272.31	0.00	0.00	0.00	0.00	0.00	0.00	0.00	0.00	612.113.27
2	PT Asuransi Allianz Life Indonesia	16.005.28	0.00	0.00	0.00	0.00	1.192.21	972.26	0.00	0.00	180.131.31
3	PT Avrist Assurance (d/h PT Asuransi AIA Indonesia)	1.718.76	0.00	0.00	0.00	0.00	25.61	269.98	0.00	0.00	4.353.23
4	PT Axa Financial Indonesia	8.21	0.00	0.00	0.00	0.00	16.41	176.99	0.00	0.00	1.545.42
5	PT Axa Mandiri Financial Services	24.74	0.00	0.00	0.00	0.00	0.00	0.00	0.00	0.00	46.875.36
6	PT Great Eastern Life Indonesia	0.00	0.00	0.00	0.00	0.00	0.00	0.00	0.00	0.00	0.00
7	PT Tokio Marine Life (d/h PT MAA Life Assurance)	0.00	32.07	0.00	0.00	0.00	107.22	128.63	0.00	0.00	720.60
8	PT Asuransi Jiwa Manulife Indonesia	0.00	0.00	0.00	0.00	0.00	0.00	0.00	0.00	0.00	12.494.10
9	PT Prudential Life Assurance	0.00	0.00	0.00	0.00	0.00	0.00	0.00	0.00	0.00	613.957.00
10	PT Sun Life Financial Indonesia	238.52	0.00	0.00	0.00	0.00	238.94	2.270.71	0.00	0.00	45.623.21
	<b>JUMLAH / SUB TOTAL</b>	<b>22.267.81</b>	<b>32.07</b>	<b>0.00</b>	<b>0.00</b>	<b>0.00</b>	<b>1.580.59</b>	<b>3.818.57</b>	<b>0.00</b>	<b>0.00</b>	<b>1.517.713.50</b>
	<b>JUMLAH KESELURUHAN / GRAND TOTAL</b>	<b>173.175.30</b>	<b>14.244.32</b>	<b>0.00</b>	<b>0.00</b>	<b>0.00</b>	<b>2.296.38</b>	<b>23.387.52</b>	<b>0.00</b>	<b>0.00</b>	<b>1.589.618.33</b>

Dalam jutaan rupiah  
In million rupiah

Perusahaan Asuransi Jiwa-Syariah  
Sharia-Life Insurance Companies

TABEL : 4.6.D.5  
LAPORAN PREMI TAHUN 2014  
PREMIUM REPORT YEAR 2014

Dalam jutaan rupiah  
In million rupiah

NO.	NAMA PERUSAHAAN NAME OF COMPANY	UNSUR PREMI MURNI NET PREMIUMS	UNSUR PREMI LAINNYA LOADING AND OTHER (ACTUAL)	UNSUR PREMI LAINNYA LOADING AND OTHER (ASSUMPTION)	PREMI GROSS PREMIUMS
(1)	(2)	(3)	(4)	(5)	(6)
<b>SWASTA NASIONAL / PRIVATE :</b>					
1	PT Ace Life Assurance (d/h PT A.J. Bhumi Artha Reksatama)				
2	PT Asuransi Jiwa Syariah Al Amin	147.542,98	64.207,85	56.008,47	211.750,82
3	PT Asuransi Jiwa Amanahjiwa Giri Artha	19.544,33	6.977,17	7.684,78	26.521,50
4	PT BNI Life Insurance	90.299,56	36.561,28	36.561,29	126.860,85
5	PT Asuransi Jiwa Bringin Jiwa Sejahtera	42.897,17	15.497,03	12.863,57	58.394,20
6	Asuransi Jiwa Bersama Bumiputera 1912	0,00	257.408,92	0,00	257.408,92
7	PT Asuransi Jiwa Central Asia Raya	22.792,26	11.450,97	11.450,97	34.243,23
8	PT Asuransi Jiwa Mega Life	29.677,56	26.625,90	491,73	56.303,46
9	PT Panin Daichi Life (d/h PT Panin Anugrah Life)	14.450,91	8.431,15	5.420,60	22.882,06
10	PT Asuransi Jiwa Sinar Mas MSIG	223.800,61	26.498,74	39.852,74	250.299,35
11	PT Asuransi Takaful Keluarga	196.098,84	186.620,32	86.977,15	382.719,16
	<b>JUMLAH / SUB TOTAL</b>	<b>787,104,22</b>	<b>640,279,33</b>	<b>257,311,30</b>	<b>1,427,383,55</b>
<b>PATUNGAN / JOINT VENTURE :</b>					
1	PT AIA Financial (d/h PT AIG Life)	1.422.360,42	(29,175,55)	616,385,58	1.393.184,87
2	PT Asuransi Allianz Life Indonesia	731,105,30	7,041,85	198,301,06	738,147,16
3	PT Avrist Assurance (d/h PT Asuransi AIA Indonesia)	52.530,74	2,854,26	6,367,78	55,385,00
4	PT Axa Financial Indonesia	22,273,09	201,60	1,747,02	22,474,69
5	PT Axa Mandiri Financial Services	319,058,46	26,647,11	46,900,10	345,705,57
6	PT Great Eastern Life Indonesia	0,00	0,00	0,00	0,00
7	PT Tokio Marine Life (d/h PT MAA Life Assurance)	4,047,60	(197,38)	988,51	3,850,22
8	PT Asuransi Jiwa Manulife Indonesia	88,820,33	(36,252,42)	12,494,10	52,567,91
9	PT Prudential Life Assurance	1,673,574,00	1,00	613,957,00	1,673,575,00
10	PT Sun Life Financial Indonesia	59,855,55	1,680,79	48,271,38	61,536,34
	<b>JUMLAH / SUB TOTAL</b>	<b>4,373,625,49</b>	<b>(27,198,73)</b>	<b>1,545,412,54</b>	<b>4,346,426,75</b>
	<b>JUMLAH KESELURUHAN / GRAND TOTAL</b>	<b>5,160,729,71</b>	<b>613,080,59</b>	<b>1,802,723,85</b>	<b>5,773,810,30</b>

Perusahaan Asuransi Jiwa-Syariah  
Sharia-Life Insurance Companies

TABEL : 4.7.D.1  
CADANGAN PREMI PER 31 DESEMBER 2014  
PREMIUM RESERVE AS AT DECEMBER 31, 2014

\*) Dim. ribuan \*\*\*) Dim. jutaan rupiah  
\*) In thousand \*\*\*) In million rupiah

NO.	NAMA PERUSAHAAN NAME OF COMPANY	US \$*)	VALAS LAIN OTHER CURRENCY*)	RUPIAH Rp ***)	JUML. DLM. RP. TOTAL Rp ***) (3+4+5)	CAD. PREMI TAHUN LALU PREVIOUS PR. Rp ***)	KENAIKAN INCREASE Rp ***) (6-7)
(1)	(2)	(3)	(4)	(5)	(6)	(7)	(8)
<b>SWASTA NASIONAL / PRIVATE :</b>							
1	PT Ace Life Assurance (d/h PT A.J. Bhumi Artha Reksatama)	0.00	0.00	0.00	0.00	0.00	0.00
2	PT Asuransi Jiwa Syariah Al Amin	0.00	0.00	128,163.93	128,163.93	140.58	128,023.35
3	PT Asuransi Jiwa Amanah Jiwa Giri Artha	0.00	0.00	785.74	785.74	53.84	731.90
4	PT BNI Life Insurance	0.00	0.00	73,585.05	73,585.05	4,482.64	69,102.41
5	PT Asuransi Jiwa Bringin Jiwa Sejahtera	0.00	0.00	27,654.39	27,654.39	9,527.16	18,127.23
6	Asuransi Jiwa Bersama Bumiputera 1912	0.00	0.00	703,851.67	703,851.67	586.80	703,264.87
7	PT Asuransi Jiwa Central Asia Raya	0.00	0.00	52,232.23	52,232.23	99.37	52,132.87
8	PT Asuransi Jiwa Mega Life	0.00	0.00	91,257.32	91,257.32	22.08	91,235.24
9	PT Panin Daichi Life (d/h PT Panin Anugrah Life)	0.00	0.00	1,683.49	1,683.49	238.89	1,444.59
10	PT Asuransi Jiwa Sinar Mas MSIG	0.00	0.00	125,272.63	125,272.63	1,668.29	123,604.34
11	PT Asuransi Takaful Keluarga	0.00	0.00	765,055.27	765,055.27	3,092.68	761,962.58
	<b>JUMLAH / SUB TOTAL</b>	<b>0.00</b>	<b>0.00</b>	<b>1,969,541.72</b>	<b>1,969,541.72</b>	<b>19,912.33</b>	<b>1,949,629.39</b>
<b>PATUNGAN / JOINT VENTURE :</b>							
1	PT AIA Financial (d/h PT AIG Life)	0.00	0.00	10,972.89	10,972.89	4,430.93	6,541.96
2	PT Asuransi Allianz Life Indonesia	0.00	0.00	0.00	0.00	2,628.82	(2,628.82)
3	PT Avrist Assurance (d/h PT Asuransi AIA Indonesia)	0.00	0.00	7,039.02	7,039.02	533.00	6,506.02
4	PT Axa Financial Indonesia	0.00	0.00	0.00	0.00	361.16	(361.16)
5	PT Axa Mandiri Financial Services	0.00	0.00	63.73	63.73	938.92	(875.20)
6	PT Great Eastern Life Indonesia	0.00	0.00	0.00	0.00	0.00	0.00
7	PT Tokio Marine Life Indonesia (d/h PT MAA Life Assurance)	0.00	0.00	1,838.00	1,838.00	180.40	1,657.60
8	PT Asuransi Jiwa Manulife Indonesia	0.00	0.00	0.00	0.00	980.14	(980.14)
9	PT Prudential Life Assurance	0.00	0.00	0.00	0.00	24,805.00	(24,805.00)
10	PT Sun Life Financial Indonesia	0.00	0.00	43.85	43.85	321.45	(277.60)
	<b>JUMLAH / SUB TOTAL</b>	<b>0.00</b>	<b>0.00</b>	<b>19,957.49</b>	<b>19,957.49</b>	<b>35,179.81</b>	<b>(15,222.32)</b>
	<b>JUMLAH KESELURUHAN / GRAND TOTAL</b>	<b>0.00</b>	<b>0.00</b>	<b>1,989,499.21</b>	<b>1,989,499.21</b>	<b>55,092.15</b>	<b>1,934,407.07</b>



**Perusahaan Asuransi Jiwa-Syariah  
Sharia-Life Insurance Companies**

TABEL : 4.7.D.2

**CADANGAN ATAS PREMI YANG BELUM  
MERUPAKAN PENDAPATAN (CAPYBMP)  
UNEARNED PREMIUM RESERVE (UPR)**

\*) Dlm. ribuan \*\*\*) Dlm. jutaan rupiah  
\*) In thousand \*\*\*) In million rupiah

NO. (1)	NAMA PERUSAHAAN NAME OF COMPANY (2)	US \$*) (3)	VALAS LAIN OTHER CURRENCY*) (4)		RUPIAH Rp ***) (5)	JUML. DLM. RP. TOTAL UPR Rp ***) (3+4+5) (6)		CAP. BMP TAHUN LALU PREVIOUS UPR Rp ***) (6-7) (7)		KENAIKAN INCREASE Rp ***) (6-7) (8)
<b>SWASTA NASIONAL / PRIVATE :</b>										
1	PT Ace Life Assurance (d/h PT A.J. Bhumi Artha Reksatama)	0.00	0.00	0.00	0.00	0.00	0.00	0.00	0.00	0.00
2	PT Asuransi Jiwa Syariah Al Amin	0.00	0.00	200.22	200.22	134,486.70	134,486.70	134,486.70	(134,286.48)	
3	PT Asuransi Jiwa Amanahjiwa Giri Artha	0.00	0.00	136.37	136.37	2,067.70	2,067.70	2,067.70	(1,931.33)	
4	PT BNI Life Insurance	0.16	0.00	4,270.73	4,270.73	107,932.65	107,932.65	107,932.65	(103,660.52)	
5	PT Asuransi Jiwa Bringin Jiwa Sejahtera	2,205.13	0.00	1,129.54	20,955.83	53,055.71	53,055.71	53,055.71	(32,099.88)	
6	Asuransi Jiwa Bersama Bumiputera 1912	0.00	0.00	1,570.74	1,570.74	609,726.86	609,726.86	609,726.86	(608,156.12)	
7	PT Asuransi Jiwa Central Asia Raya	0.00	0.00	431.58	431.58	50,594.59	50,594.59	50,594.59	(50,163.01)	
8	PT Asuransi Jiwa Mega Life	0.00	0.00	190.81	190.81	86,519.01	86,519.01	86,519.01	(86,328.20)	
9	PT Panin Daichi Life (d/h PT Panin Anugrah Life)	0.00	0.00	263.36	263.36	1,542.34	1,542.34	1,542.34	(1,278.99)	
10	PT Asuransi Jiwa Sinar Mas MSIG	0.00	0.00	1,544.46	1,544.46	268,043.99	268,043.99	268,043.99	(266,499.53)	
11	PT Asuransi Takaful Keluarga	0.00	0.00	14,711.44	14,711.44	982,278.15	982,278.15	982,278.15	(967,566.71)	
	<b>JUMLAH / SUB TOTAL</b>	<b>2,205.28</b>	<b>0.00</b>	<b>24,449.24</b>	<b>44,276.94</b>	<b>2,296,247.70</b>	<b>2,296,247.70</b>	<b>2,296,247.70</b>	<b>(2,251,970.77)</b>	
<b>PATUNGAN / JOINT VENTURE :</b>										
1	PT AIA Financial (d/h PT AIG Life)	0.00	0.00	4,521.13	4,521.13	1,020,179.82	1,020,179.82	1,020,179.82	(1,015,658.70)	
2	PT Asuransi Allianz Life Indonesia	0.00	0.00	4,793.41	4,793.41	819,806.52	819,806.52	819,806.52	(815,013.11)	
3	PT Avrist Assurance (d/h PT Asuransi AIA Indonesia)	0.00	0.00	710.38	710.38	274,756.16	274,756.16	274,756.16	(274,045.78)	
4	PT Axa Financial Indonesia	0.00	0.00	894.10	894.10	0.00	0.00	0.00	894.10	
5	PT Axa Mandiri Financial Services	0.00	0.00	2,900.36	2,900.36	753,771.60	753,771.60	753,771.60	(750,871.24)	
6	PT Great Eastern Life Indonesia	0.00	0.00	0.00	0.00	372.92	372.92	372.92	(372.92)	
7	PT Tokio Marine Life Indonesia (d/h PT MAA Life Assurance)	0.00	0.00	236.19	236.19	10,245.09	10,245.09	10,245.09	(10,008.90)	
8	PT Asuransi Jiwa Manulife Indonesia	0.00	0.00	2,183.64	2,183.64	67,969.26	67,969.26	67,969.26	(65,785.62)	
9	PT Prudential Life Assurance	0.00	0.00	20,672.90	20,672.90	2,844,341.00	2,844,341.00	2,844,341.00	(2,823,668.10)	
10	PT Sun Life Financial Indonesia	0.00	0.00	602.29	602.29	73,135.50	73,135.50	73,135.50	(72,533.21)	
	<b>JUMLAH / SUB TOTAL</b>	<b>0.00</b>	<b>0.00</b>	<b>37,514.39</b>	<b>37,514.39</b>	<b>5,864,577.87</b>	<b>5,864,577.87</b>	<b>5,864,577.87</b>	<b>(5,827,063.49)</b>	
	<b>JUMLAH KESELURUHAN / GRAND TOTAL</b>	<b>2,205.28</b>	<b>0.00</b>	<b>61,963.63</b>	<b>81,791.32</b>	<b>8,160,825.58</b>	<b>8,160,825.58</b>	<b>8,160,825.58</b>	<b>(8,079,034.25)</b>	

Perusahaan Asuransi Jiwa-Svastian  
Sharia-Life Insurance Companies

TABEL : 4.8.D.1

PERTANGGUNGAN YANG BERLAKU PADA AWAL TAHUN 2014  
POLICIES INFORCE AT THE BEGINNING OF THE YEAR 2014

Semua Cabang Asuransi Selain Kecelakaan Diri & Kesehatan  
All Plans Except Personal Accident & Health

UP dalam jutaan rupiah  
Sum Ins. in million rupiah

(1)	(2)	PERT. PERORANGAN			PERT. KUMPULAN			JUMLAH	
		INDIVIDUAL			GROUP			TOTAL	
NO.	NAMA PERUSAHAAN NAME OF COMPANY	Jumlah Polis No. of Policies	Jml. Uang Pert. Sum Insured	Jumlah Peserta No. of Insured	Jml. Uang Pert. Sum Insured	Polis/Peserta Policies/Insured	Jml. Uang Pert. Sum Insured		
(1)	(2)	(3)	(4)	(5)	(6)	(7)	(8)		
<b>SWASTA NASIONAL / PRIVATE :</b>									
1	PT Ace Life Assurance (d/h PT A.J. Bhumi Artha Reksatama)	-	-	-	-	-	-	-	-
2	PT Asuransi Jiwa Syariah Al Amin	-	-	524	24,891,359	524	24,891,359	524	24,891,359
3	PT Asuransi Jiwa Amanahjiwa Giri Artha	157	11,531	-	402,939	157	414,470	157	414,470
4	PT BNI Life Insurance	8,069	301,553	277,818	11,469,039	285,887	11,770,592	285,887	11,770,592
5	PT Asuransi Jiwa Bringin Jiwa Sejahtera	3,449	175,827	94,602	21,890,141	98,051	22,065,968	98,051	22,065,968
6	Asuransi Jiwa Bersama Bumiputera 1912	136,785	3,516,366	42,474	1,541,778	179,259	5,058,145	179,259	5,058,145
7	PT Asuransi Jiwa Central Asia Raya	588	34,783	124,843	5,043,807	125,431	5,078,589	125,431	5,078,589
8	PT Asuransi Jiwa Mega Life	378	19,009	244,323	18,319,751	244,701	18,338,759	244,701	18,338,759
9	PT Panin Daichi Life (d/h PT Panin Anugrah Life)	4,821	654,574	3,572	2,197	8,393	656,771	8,393	656,771
10	PT Asuransi Jiwa Sinar Mas MSIG	8,806	476,908	57,934	12,895,953	66,740	13,372,862	66,740	13,372,862
11	PT Asuransi Takaful Keluarga	135,054	5,190,871	1,402,504	41,319,456	1,537,558	46,510,327	1,537,558	46,510,327
	<b>JUMLAH / SUB TOTAL</b>	<b>298,107</b>	<b>10,381,421</b>	<b>2,248,594</b>	<b>137,776,420</b>	<b>2,546,701</b>	<b>148,157,841</b>	<b>2,546,701</b>	<b>148,157,841</b>
<b>PATUNGAN / JOINT VENTURE :</b>									
1	PT AIA Financial (d/h PT AIG Life)	181,905	12,169,007	125	32,861	182,030	12,201,868	182,030	12,201,868
2	PT Asuransi Allianz Life Indonesia	129,333	25,177,842	837,094	2,527,759	966,427	27,705,602	966,427	27,705,602
3	PT Avrist Assurance (d/h PT Asuransi AIA Indonesia)	5,296	493,984	30,287	1,612,716	35,583	2,106,680	35,583	2,106,680
4	PT Axa Financial Indonesia	5,018	921,597	-	-	5,018	921,597	5,018	921,597
5	PT Axa Mandiri Financial Services	38,931	2,933,583	-	-	38,931	2,933,583	38,931	2,933,583
6	PT Great Eastern Life Indonesia	-	-	1,358	32,918	1,358	32,918	1,358	32,918
7	PT Tokio Marine Life (d/h PT MAA Life Assurance)	756	55,477	-	-	756	55,477	756	55,477
8	PT Asuransi Jiwa Manulife Indonesia	5,696	867,024	-	-	5,696	867,024	5,696	867,024
9	PT Prudential Life Assurance	360,737	42,024,576	4,266	124,655	365,003	42,149,231	365,003	42,149,231
10	PT Sun Life Financial Indonesia	6,854	1,413,891	43,165	19,459	50,019	1,433,351	50,019	1,433,351
	<b>JUMLAH / SUB TOTAL</b>	<b>734,526</b>	<b>86,056,962</b>	<b>916,295</b>	<b>4,350,369</b>	<b>1,650,821</b>	<b>90,407,331</b>	<b>1,650,821</b>	<b>90,407,331</b>
	<b>JUMLAH KESELURUHAN / GRAND TOTAL</b>	<b>1,032,633</b>	<b>96,438,383</b>	<b>3,164,889</b>	<b>142,126,789</b>	<b>4,197,522</b>	<b>238,565,172</b>	<b>4,197,522</b>	<b>238,565,172</b>

Perusahaan Asuransi Jiwa-Syariah  
Sharia-Life Insurance Companies

TABEL : 4.8.D.2  
PERTANGGUNGAN BARU UNTUK TAHUN 2014  
NEW BUSINESS FOR THE YEAR 2014

Semua Cabang Asuransi Selain Kecelakaan Diri & Kesehatan  
All Plans Except Personal Accident & Health

UP dalam jutaan rupiah  
Sum Ins. in million rupiah

NO.	NAMA PERUSAHAAN NAME OF COMPANY	PERT. PERORANGAN			PERT. KUMPULAN			JUMLAH	
		INDIVIDUAL		GRUP	TOTAL		TOTAL		
(1)	(2)	Jumlah Polis No. of Policies	Jml. Uang Pert. Sum Insured	Jumlah Peserta No. of Insured	Jml. Uang Pert. Sum Insured	Polis/Peserta Policies/Insured	Jml. Uang Pert. Sum Insured	(6)	(8)
<b>SWASTA NASIONAL / PRIVATE :</b>									
1	PT Ace Life Assurance (d/h PT A.J. Bhumi Artha Reksatama)	-	-	-	-	-	-	-	-
2	PT Asuransi Jiwa Syariah Al Amin	-	-	403	38,417,428	403	38,417,428	403	38,417,428
3	PT Asuransi Jiwa Amanahjiwa Giri Artha	235	11,570	71	6,646,753	306	6,658,323	306	6,658,323
4	PT BNI Life Insurance	3,610	133,277	140,351	6,713,694	143,961	6,846,971	143,961	6,846,971
5	PT Asuransi Jiwa Bringin Jiwa Sejahtera	1,226	77,774	914	32,992,075	2,140	33,069,850	2,140	33,069,850
6	Asuransi Jiwa Bersama Bumiputera 1912	18,390	411,957	101,444	1,811,423	119,834	2,223,380	119,834	2,223,380
7	PT Asuransi Jiwa Central Asia Raya	97	5,096	27,208	2,706,269	27,305	2,711,364	27,305	2,711,364
8	PT Asuransi Jiwa Mega Life	244	10,085	47,246	3,927,885	47,490	3,937,970	47,490	3,937,970
9	PT Panin Daiichi Life (d/h PT Panin Anugrah Life)	505	102,743	2,296	1,718	2,801	104,462	2,801	104,462
10	PT Asuransi Jiwa Sinar Mas MSIG	6,555	441,981	41,023	5,682,855	47,578	6,124,836	47,578	6,124,836
11	PT Asuransi Takatuli Keluarga	19,212	925,560	1,021,337	19,168,204	1,040,549	20,093,765	1,040,549	20,093,765
	<b>JUMLAH / SUB TOTAL</b>	<b>50,074</b>	<b>2,120,043</b>	<b>1,382,293</b>	<b>118,068,304</b>	<b>1,432,367</b>	<b>120,188,347</b>	<b>1,432,367</b>	<b>120,188,347</b>
<b>PATUNGAN / JOINT VENTURE :</b>									
1	PT AIA Financial (d/h PT AIG Life)	102,119	6,139,452	2,241	859,297	104,360	6,998,750	104,360	6,998,750
2	PT Asuransi Allianz Life Indonesia	44,366	9,921,659	583,061	1,540,539	627,427	11,462,198	627,427	11,462,198
3	PT Avriat Assurance (d/h PT Asuransi AIA Indonesia)	385	49,965	5,393	605,579	5,778	655,544	5,778	655,544
4	PT Axa Financial Indonesia	467	60,257	-	-	467	60,257	467	60,257
5	PT Axa Mandiri Financial Services	6,484	633,214	-	-	6,484	633,214	6,484	633,214
6	PT Great Eastern Life Indonesia	-	-	-	-	-	-	-	-
7	PT Tokio Marine Life (d/h PT MAA Life Assurance)	6	415	-	-	6	415	6	415
8	PT Asuransi Jiwa Manulife Indonesia	3,406	431,851	-	-	3,406	431,851	3,406	431,851
9	PT Prudential Life Assurance	142,659	16,751,441	2,008	121,492	144,667	16,872,933	144,667	16,872,933
10	PT Sun Life Financial Indonesia	4,417	617,084	15,008	4,806	19,425	621,889	19,425	621,889
	<b>JUMLAH / SUB TOTAL</b>	<b>304,309</b>	<b>34,605,339</b>	<b>607,711</b>	<b>3,131,712</b>	<b>912,020</b>	<b>37,737,051</b>	<b>912,020</b>	<b>37,737,051</b>
	<b>JUMLAH KESELURUHAN / GRAND TOTAL</b>	<b>354,383</b>	<b>36,725,382</b>	<b>1,990,004</b>	<b>121,200,017</b>	<b>2,344,387</b>	<b>157,925,398</b>	<b>2,344,387</b>	<b>157,925,398</b>

Perusahaan Asuransi Jiwa-Syariah  
Sharia-Life Insurance Companies

TABEL : 4.8.D.3

PEMULIHAN KEMBALI POLIS UNTUK TAHUN 2014  
REINSTATEMENT FOR THE YEAR 2014

Semua Cabang Asuransi Selain Kecelakaan Diri & Kesehatan  
All Plans Except Personal Accident & Health

UP dalam jutaan rupiah  
Sum Ins. in million rupiah

NO.	NAMA PERUSAHAAN NAME OF COMPANY	PERT. PERORANGAN INDIVIDUAL			PERT. KUMPULAN GROUP			JUMLAH TOTAL		
		Jumlah Polis No. of Policies	Jml. Uang Pert. Sum Insured	Jumlah Peserta No. of Insured	Jml. Uang Pert. Sum Insured	Polisi/Peserta Policies/Insured	Jml. Uang Pert. Sum Insured	Jml. Peserta Policies/Insured	Jml. Uang Pert. Sum Insured	
(1)	(2)	(3)	(4)	(5)	(6)	(7)	(8)	(9)	(10)	
<b>SWASTA NASIONAL / PRIVATE :</b>										
1	PT Ace Life Assurance (d/h PT A.J. Bhumi Artha Reksatama)	-	-	-	-	-	-	-	-	
2	PT Asuransi Jiwa Syariah Al Amin	-	-	-	-	-	-	-	-	
3	PT Asuransi Jiwa Amanahjiwa Giri Artha	-	-	-	-	-	-	-	-	
4	PT BNI Life Insurance	3	90	-	-	-	3	90	-	
5	PT Asuransi Jiwa Bringin Jiwa Sejahtera	-	-	-	-	-	-	-	-	
6	Asuransi Jiwa Bersama Bumiputera 1912	-	-	-	-	-	-	-	-	
7	PT Asuransi Jiwa Central Asia Raya	-	-	-	-	-	-	-	-	
8	PT Asuransi Jiwa Mega Life	5	210	-	-	-	5	210	-	
9	PT Panin Daichi Life (d/h PT Panin Anugrah Life)	14	1,938	-	-	-	14	1,938	-	
10	PT Asuransi Jiwa Sinar Mas MSIG	-	-	-	-	-	-	-	-	
11	PT Asuransi Takaful Keluarga	-	-	-	-	-	-	-	-	
	<b>JUMLAH / SUB TOTAL</b>	<b>22</b>	<b>2,238</b>	<b>-</b>	<b>-</b>	<b>-</b>	<b>22</b>	<b>2,238</b>	<b>-</b>	
<b>PATUNGAN / JOINT VENTURE :</b>										
1	PT AIA Financial (d/h PT AIG Life)	410	32,789	-	-	-	410	32,789	-	
2	PT Asuransi Allianz Life Indonesia	5,359	1,318,553	-	-	-	5,359	1,318,553	-	
3	PT Avrist Assurance (d/h PT Asuransi AIA Indonesia)	10	620	-	-	-	10	620	-	
4	PT Axa Financial Indonesia	76	14,590	-	-	-	76	14,590	-	
5	PT Axa Mandiri Financial Services	23	1,406	-	-	-	23	1,406	-	
6	PT Great Eastern Life Indonesia	-	-	-	-	-	-	-	-	
7	PT Tokio Marine Life (d/h PT MAA Life Assurance)	-	-	-	-	-	-	-	-	
8	PT Asuransi Jiwa Manulife Indonesia	42	6,673	-	-	-	42	6,673	-	
9	PT Prudential Life Assurance	2,890	339,257	59	2,691	-	2,949	341,948	-	
10	PT Sun Life Financial Indonesia	262	45,073	-	-	-	262	45,073	-	
	<b>JUMLAH / SUB TOTAL</b>	<b>9,072</b>	<b>1,758,959</b>	<b>59</b>	<b>2,691</b>	<b>-</b>	<b>9,131</b>	<b>1,761,650</b>	<b>-</b>	
	<b>JUMLAH KESELURUHAN / GRAND TOTAL</b>	<b>9,094</b>	<b>1,761,197</b>	<b>59</b>	<b>2,691</b>	<b>-</b>	<b>9,153</b>	<b>1,763,888</b>	<b>-</b>	

Perusahaan Asuransi Jiwa-Syariah  
Sharia-Life Insurance Companies

TABEL : 4.8.D.4

PERUBAHAN DARI CABANG LAIN UNTUK TAHUN 2014  
ALTERATION FROM OTHER PLANS FOR THE YEAR 2014

Semua Cabang Asuransi Selain Kecelakaan Diri & Kesehatan  
All Plans Except Personal Accident & Health

UP dalam jutaan rupiah  
Sum Ins. in million rupiah

NO.	NAMA PERUSAHAAN NAME OF COMPANY	PERT. PERORANGAN INDIVIDUAL		PERT. KUMPULAN GROUP		JUMLAH TOTAL	
		Jumlah Polis No. of Policies	Jimi. Uang Pert. Sum Insured	Jumlah Peserta No. of Insured	Jimi. Uang Pert. Sum Insured	Polis/Peserta Policies/Insured	Jmi. Uang Pert. Sum Insured
(1)	(2)	(3)	(4)	(5)	(6)	(7)	(8)
<b>SWASTA NASIONAL / PRIVATE :</b>							
1	PT Ace Life Assurance (d/h PT A.J. Bhumi Artha Reksatama)	-	-	-	-	-	-
2	PT Asuransi Jiwa Syariah Al Amin	-	-	-	-	-	-
3	PT Asuransi Jiwa Amanahjiwa Giri Artha	-	-	-	-	-	-
4	PT BNI Life Insurance	-	-	-	-	-	-
5	PT Asuransi Jiwa Bringin Jiwa Sejahtera	-	-	-	-	-	-
6	Asuransi Jiwa Bersama Bumiputera 1912	-	-	-	-	-	-
7	PT Asuransi Jiwa Central Asia Raya	-	-	792	296,871	792	296,871
8	PT Asuransi Jiwa Mega Life	-	-	-	-	-	-
9	PT Panin Daichi Life (d/h PT Panin Anugrah Life)	-	-	-	-	-	-
10	PT Asuransi Jiwa Sinar Mas MSIG	-	-	-	-	-	-
11	PT Asuransi Takaful Keluarga	-	-	-	-	-	-
<b>JUMLAH / SUB TOTAL</b>		-	-	<b>792</b>	<b>296,871</b>	<b>792</b>	<b>296,871</b>
<b>PATUNGAN / JOINT VENTURE :</b>							
1	PT AIA Financial (d/h PT AIG Life)	-	-	-	-	-	-
2	PT Asuransi Allianz Life Indonesia	-	-	-	-	-	-
3	PT Avrist Assurance (d/h PT Asuransi AIA Indonesia)	-	-	-	-	-	-
4	PT Axa Financial Indonesia	-	-	-	-	-	-
5	PT Axa Mandiri Financial Services	-	-	-	-	-	-
6	PT Great Eastern Life Indonesia	-	-	-	-	-	-
7	PT Tokio Marine Life (d/h PT MAA Life Assurance)	-	-	-	-	-	-
8	PT Asuransi Jiwa Manulife Indonesia	-	-	-	-	-	-
9	PT Prudential Life Assurance	89,858	9,797,957	-	102,396	89,858	9,900,353
10	PT Sun Life Financial Indonesia	-	-	-	-	-	-
<b>JUMLAH / SUB TOTAL</b>		<b>89,858</b>	<b>9,797,957</b>	-	<b>102,396</b>	<b>89,858</b>	<b>9,900,353</b>
<b>JUMLAH KESELURUHAN / GRAND TOTAL</b>		<b>89,858</b>	<b>9,797,957</b>	<b>792</b>	<b>399,267</b>	<b>90,650</b>	<b>10,197,224</b>

Perusahaan Asuransi Jiwa-Syariah  
Sharia-Life Insurance Companies

TABEL : 4.8.D.5

**MENINGGAL DALAM TAHUN 2014  
DEATHS FOR THE YEAR 2014**

**Semua Cabang Asuransi Selain Kecelakaan Diri & Kesehatan  
All Plans Except Personal Accident & Health**

**UP dalam jutaan rupiah  
Sum Ins. in million rupiah**

NO.	NAMA PERUSAHAAN NAME OF COMPANY	PERT. PERORANGAN INDIVIDUAL				PERT. KUMPULAN GROUP				JUMLAH TOTAL	
		Jumlah Polis No. of Policies	Jml. Uang Pert. Sum Insured	Jumlah Peserta No. of Insured	Jml. Uang Pert. Sum Insured	Polis/Peserta Policies/Insured	Jml. Uang Pert. Sum Insured	Jml. Uang Pert. Sum Insured	(7)	(8)	
(1)	(2)	(3)	(4)	(5)	(6)	(7)	(8)				
<b>SWASTA NASIONAL / PRIVATE :</b>											
1	PT Ace Life Assurance (d/h PT A.J. Bhumi Artha Reksatama)	-	-	-	-	-	-	-	-	-	
2	PT Asuransi Jiwa Syariah Al Amin	-	-	-	-	223,950	-	-	-	223,950	
3	PT Asuransi Jiwa Amanahjiwa Giri Artha	-	-	-	-	-	-	-	-	-	
4	PT BNI Life Insurance	18	545	217	19,187	235	19,732				
5	PT Asuransi Jiwa Bringin Jiwa Sejahtera	9	454	163	14,890	172	15,344				
6	Asuransi Jiwa Bersama Bumiputera 1912	1,652	40,034	48	3,127	1,700	43,162				
7	PT Asuransi Jiwa Central Asia Raya	1	120	313	13,830	314	13,950				
8	PT Asuransi Jiwa Mega Life	-	-	-	-	-	-				
9	PT Panin Datchi Life (d/h PT Panin Anugrah Life)	10	617	1	0	11	617				
10	PT Asuransi Jiwa Sinar Mas MSIG	17	1,420	163	21,855	180	23,275				
11	PT Asuransi Takatful Keluarga	199	6,840	1,399	83,836	1,598	90,676				
	<b>JUMLAH / SUB TOTAL</b>	<b>1,906</b>	<b>50,030</b>	<b>2,304</b>	<b>380,676</b>	<b>4,210</b>	<b>430,706</b>				
<b>PATUNGAN / JOINT VENTURE :</b>											
1	PT AIA Financial (d/h PT AIG Life)	427	22,554	-	-	427	22,554				
2	PT Asuransi Allianz Life Indonesia	116	17,915	-	-	116	17,915				
3	PT Avrist Assurance (d/h PT Asuransi AIA Indonesia)	3	105	113	5,973	116	6,078				
4	PT Axa Financial Indonesia	14	1,445	-	-	14	1,445				
5	PT Axa Mandiri Financial Services	47	3,793	-	-	47	3,793				
6	PT Great Eastern Life Indonesia	-	-	-	-	-	-				
7	PT Tokio Marine Life (d/h PT MAA Life Assurance)	1	150	-	-	1	150				
8	PT Asuransi Jiwa Manulife Indonesia	11	1,680	-	-	11	1,680				
9	PT Prudential Life Assurance	623	65,947	15	638	638	66,585				
10	PT Sun Life Financial Indonesia	14	1,655	-	-	14	1,655				
	<b>JUMLAH / SUB TOTAL</b>	<b>1,256</b>	<b>115,244</b>	<b>128</b>	<b>6,611</b>	<b>1,384</b>	<b>121,855</b>				
<b>JUMLAH KESELURUHAN / GRAND TOTAL</b>		<b>3,162</b>	<b>165,274</b>	<b>2,432</b>	<b>387,287</b>	<b>5,594</b>	<b>552,561</b>				

Perusahaan Asuransi Jiwa-Syariah  
Sharia-Life Insurance Companies

TABEL : 4.8.D.6

HABIS KONTRAK DALAM TAHUN 2014

MATURITIES FOR THE YEAR 2014

Semua Cabang Asuransi Selain Kecelakaan Diri & Kesehatan  
All Plans Except Personal Accident & Health

UP dalam jutaan rupiah  
Sum Ins. in million rupiah

NO.	NAMA PERUSAHAAN NAME OF COMPANY	PERT. PERORANGAN INDIVIDUAL		PERT. KUMPULAN GROUP		JUMLAH TOTAL	
		Jumlah Polis No. of Policies (3)	Jml. Uang Pert. Sum Insured (4)	Jumlah Peserta No. of Insured (5)	Jml. Uang Pert. Sum Insured (6)	Polis/Peserta Policies/Insured (7)	Jml. Uang Pert. Sum Insured (8)
<b>SWASTA NASIONAL / PRIVATE :</b>							
1	PT Ace Life Assurance (d/h PT A.J. Bhumi Artha Reksatama)	-	-	-	-	-	-
2	PT Asuransi Jiwa Syariah Al Amin	-	-	-	39,193,118	-	39,193,118
3	PT Asuransi Jiwa Amanahjiwa Giri Artha	-	-	3	6,065,737	3	6,065,737
4	PT BNI Life Insurance	-	-	159,032	3,271,828	159,032	3,271,828
5	PT Asuransi Jiwa Bringin Jiwa Sejahtera	203	27,315	421	23,299,748	624	23,327,063
6	Asuransi Jiwa Bersama Bumiputera 1912	5,756	137,012	26,967	613,182	32,723	750,194
7	PT Asuransi Jiwa Central Asia Raya	-	-	27,685	355,041	27,685	355,041
8	PT Asuransi Jiwa Mega Life	-	-	20,202	170,166	20,202	170,166
9	PT Panin Daichi Life (d/h PT Panin Anugrah Life)	42	6,002	1,452	611	1,494	6,613
10	PT Asuransi Jiwa Sinar Mas MSIG	64	18	15,762	1,108,179	15,826	1,108,197
11	PT Asuransi Takaful Keluarga	5,251	145,814	1,459,637	22,297,303	1,464,888	22,443,117
	<b>JUMLAH / SUB TOTAL</b>	<b>11,316</b>	<b>316,161</b>	<b>1,711,161</b>	<b>96,374,913</b>	<b>1,722,477</b>	<b>96,691,074</b>
<b>PATUNGAN / JOINT VENTURE :</b>							
1	PT AIA Financial (d/h PT AIG Life)	-	-	-	-	-	-
2	PT Asuransi Allianz Life Indonesia	6	1,554	38,598	19,368	38,604	20,922
3	PT Avrist Assurance (d/h PT Asuransi AIA Indonesia)	-	-	175	7,640	175	7,640
4	PT Axa Financial Indonesia	-	-	-	-	-	-
5	PT Axa Mandiri Financial Services	-	-	-	-	-	-
6	PT Great Eastern Life Indonesia	-	-	111	6,743	111	6,743
7	PT Tokio Marine Life (d/h PT MAA Life Assurance)	3	45	-	-	3	45
8	PT Asuransi Jiwa Manulife Indonesia	-	-	-	-	-	-
9	PT Prudential Life Assurance	-	-	-	-	-	-
10	PT Sun Life Financial Indonesia	-	-	-	-	-	-
	<b>JUMLAH / SUB TOTAL</b>	<b>9</b>	<b>1,600</b>	<b>38,884</b>	<b>33,751</b>	<b>38,893</b>	<b>35,350</b>
	<b>JUMLAH KESELURUHAN / GRAND TOTAL</b>	<b>11,325</b>	<b>317,761</b>	<b>1,750,045</b>	<b>96,408,664</b>	<b>1,761,370</b>	<b>96,726,424</b>

Perusahaan Asuransi Jiwa-Syariah  
Sharia-Life Insurance Companies

TABEL : 4.8.D.7  
PEMUTUSAN KONTRAK PRODUK YANG DIHASILKAN TAHUN 2014  
LAPSE FOR PRODUCTS PRODUCED FOR THE YEAR 2014

Semua Cabang Asuransi Selain Kecelakaan Diri & Kesehatan  
All Plans Except Personal Accident & Health

UP dalam jutaan rupiah  
Sum Ins. in million rupiah

NO.	NAMA PERUSAHAAN NAME OF COMPANY	PERT. PERORANGAN INDIVIDUAL				PERT. KUMPULAN GROUP				JUMLAH TOTAL	
		Jumlah Polis No. of Policies	Jml. Uang Pert. Sum Insured	Jumlah Peserta No. of Insured	Jml. Uang Pert. Sum Insured	Jml. Uang Pert. Sum Insured	Jml. Uang Pert. Sum Insured	Polis/Peserta Policies/Insured	Jml. Uang Pert. Sum Insured	(7)	(8)
(1)	(2)	(3)	(4)	(5)	(6)	(6)	(7)	(7)	(8)	(8)	
<b>SWASTA NASIONAL / PRIVATE :</b>											
1	PT Ace Life Assurance (d/h PT A.J. Bhumi Artha Reksatama)	-	-	-	-	-	-	-	-	-	
2	PT Asuransi Jiwa Syariah Al Amin	-	-	-	-	-	-	-	-	-	
3	PT Asuransi Jiwa Amanahjiwa Giri Artha	4	463	-	-	-	4	463	-	-	
4	PT BNI Life Insurance	477	16,477	20,393	324,318	20,870	340,796	20,870	340,796	463	
5	PT Asuransi Jiwa Bringin Jiwa Sejahtera	2	72	37	9,531	39	9,603	39	9,603	39	
6	Asuransi Jiwa Bersama Bumiputera 1912	1,514	36,056	37,106	656,621	38,620	692,677	38,620	692,677	39	
7	PT Asuransi Jiwa Central Asia Raya	3	67	28	3,329	31	3,396	31	3,396	31	
8	PT Asuransi Jiwa Mega Life	167	7,347	-	-	167	7,347	167	7,347	167	
9	PT Panin Daichi Life (d/h PT Panin Anugrah Life)	59	5,047	1,119	877	1,178	5,924	1,178	5,924	1,178	
10	PT Asuransi Jiwa Sinar Mas MSIG	64	3,960	1,350	259,075	1,414	263,035	1,414	263,035	1,414	
11	PT Asuransi Takaful Keluarga	4,817	151,669	28	436	4,845	152,105	4,845	152,105	4,845	
	<b>JUMLAH / SUB TOTAL</b>	<b>7,107</b>	<b>221,156</b>	<b>60,061</b>	<b>1,254,188</b>	<b>67,168</b>	<b>1,475,344</b>	<b>67,168</b>	<b>1,475,344</b>	<b>67,168</b>	
<b>PATUNGAN / JOINT VENTURE :</b>											
1	PT AIA Financial (d/h PT AIG Life)	21,518	949,424	-	-	21,518	949,424	21,518	949,424	21,518	
2	PT Asuransi Allianz Life Indonesia	3,807	815,532	-	-	3,807	815,532	3,807	815,532	3,807	
3	PT Avriest Assurance (d/h PT Asuransi AIA Indonesia)	-	-	-	-	-	-	-	-	-	
4	PT Axa Financial Indonesia	116	19,005	-	-	116	19,005	116	19,005	116	
5	PT Axa Mandiri Financial Services	5,008	269,399	-	-	5,008	269,399	5,008	269,399	5,008	
6	PT Great Eastern Life Indonesia	-	-	-	-	-	-	-	-	-	
7	PT Tokio Marine Life (d/h PT MAA Life Assurance)	6	325	-	-	6	325	6	325	6	
8	PT Asuransi Jiwa Manulife Indonesia	127	24,388	-	-	127	24,388	127	24,388	127	
9	PT Prudential Life Assurance	544	62,758	9	439	553	63,197	553	63,197	553	
10	PT Sun Life Financial Indonesia	687	82,545	-	-	687	82,545	687	82,545	687	
	<b>JUMLAH / SUB TOTAL</b>	<b>31,813</b>	<b>2,223,376</b>	<b>9</b>	<b>439</b>	<b>31,822</b>	<b>2,223,815</b>	<b>31,822</b>	<b>2,223,815</b>	<b>31,822</b>	
	<b>JUMLAH KESELURUHAN / GRAND TOTAL</b>	<b>38,920</b>	<b>2,444,533</b>	<b>60,070</b>	<b>1,254,627</b>	<b>98,990</b>	<b>3,699,160</b>	<b>98,990</b>	<b>3,699,160</b>	<b>98,990</b>	



Perusahaan Asuransi Jiwa-Syariah  
Sharia-Life Insurance Companies

TABEL : 4.8.D.8  
PEMUTUSAN KONTRAK PRODUK YANG DIHASILKAN TAHUN 2013  
LAPSE FOR PRODUCTS PRODUCED FOR THE YEAR 2013

Semua Cabang Asuransi Selain Kecelakaan Diri & Kesehatan  
All Plans Except Personal Accident & Health

UP dalam jutaan rupiah  
Sum Ins. in million rupiah

NO.	NAMA PERUSAHAAN NAME OF COMPANY	PERT. PERORANGAN INDIVIDUAL		PERT. KUMPULAN GROUP		JUMLAH TOTAL	
		Jumlah Polis No. of Policies	Jml. Uang Pert. Sum Insured	Jumlah Peserta No. of Insured	Jml. Uang Pert. Sum Insured	Polis/Peserta Policies/Insured	Jml. Uang Pert. Sum Insured
(1)	(2)	(3)	(4)	(5)	(6)	(7)	(8)
<b>SWASTA NASIONAL / PRIVATE :</b>							
1	PT Ace Life Assurance (d/h PT A.J. Bhumi Artha Reksatama)	-	-	-	-	-	-
2	PT Asuransi Jiwa Syariah Al Amin	-	-	-	-	-	-
3	PT Asuransi Jiwa Amanahjiwa Giri Artha	27	1.708	-	-	27	1.708
4	PT BNI Life Insurance	539	18.397	240	81.076	779	99.472
5	PT Asuransi Jiwa Bringin Jiwa Sejahtera	17	441	65	36.196	82	36.637
6	Asuransi Jiwa Bersama Bumiputera 1912	3.030	72.111	-	-	3.030	72.111
7	PT Asuransi Jiwa Central Asia Raya	6	419	99	21.889	105	22.308
8	PT Asuransi Jiwa Mega Life	-	-	-	-	-	-
9	PT Panin Daichi Life (d/h PT Panin Anugrah Life)	182	29.258	-	-	182	29.258
10	PT Asuransi Jiwa Sinar Mas MSIG	207	26.875	168	121.255	375	148.130
11	PT Asuransi Takaful Keluarga	20.607	1.167.465	-	-	20.607	1.167.465
	<b>JUMLAH / SUB TOTAL</b>	<b>24.615</b>	<b>1.316.672</b>	<b>572</b>	<b>260.416</b>	<b>25.187</b>	<b>1.577.089</b>
<b>PATUNGAN / JOINT VENTURE :</b>							
1	PT AIA Financial (d/h PT AIG Life)	-	-	-	-	-	-
2	PT Asuransi Allianz Life Indonesia	5.310	1.216.426	-	-	5.310	1.216.426
3	PT Avrist Assurance (d/h PT Asuransi AIA Indonesia)	14	670	-	-	14	670
4	PT Axa Financial Indonesia	107	19.196	-	-	107	19.196
5	PT Axa Mandiri Financial Services	-	-	-	-	-	-
6	PT Great Eastern Life Indonesia	-	-	-	-	-	-
7	PT Tokio Marine Life (d/h PT MAA Life Assurance)	17	1.400	-	-	17	1.400
8	PT Asuransi Jiwa Manulife Indonesia	435	54.877	-	-	435	54.877
9	PT Prudential Life Assurance	1.543	166.713	28	1.143	1.571	167.856
10	PT Sun Life Financial Indonesia	997	146.316	-	-	997	146.316
	<b>JUMLAH / SUB TOTAL</b>	<b>8.423</b>	<b>1.605.598</b>	<b>28</b>	<b>1.143</b>	<b>8.451</b>	<b>1.606.741</b>
	<b>JUMLAH KESELURUHAN / GRAND TOTAL</b>	<b>33.038</b>	<b>2.922.270</b>	<b>600</b>	<b>261.559</b>	<b>33.638</b>	<b>3.183.829</b>

**Perusahaan Asuransi Jiwa-Syariah  
Sharia-Life Insurance Companies**

TABEL : 4.8.D.9

**PEMUTUSAN KONTRAK PRODUK YANG DIHASILKAN TAHUN 2012  
LAPSE FOR PRODUCTS PRODUCED FOR THE YEAR 2012**

**Semua Cabang Asuransi Selain Kecelakaan Diri & Kesehatan  
All Plans Except Personal Accident & Health**

**UP dalam jutaan rupiah  
Sum Ins. in million rupiah**

NO.	NAMA PERUSAHAAN NAME OF COMPANY	PERT. PERORANGAN INDIVIDUAL		PERT. KUMPULAN GROUP		JUMLAH TOTAL	
		Jumlah Polis No. of Policies	Jml. Uang Pert. Sum Insured	Jumlah Peserta No. of Insured	Jml. Uang Pert. Sum Insured	Polis/Peserta Policies/Insured	Jml. Uang Pert. Sum Insured
(1)	(2)	(3)	(4)	(5)	(6)	(7)	(8)
<b>SWASTA NASIONAL / PRIVATE :</b>							
1	PT Ace Life Assurance (d/h PT A.J. Bhumi Artha Reksatama)	-	-	-	-	-	-
2	PT Asuransi Jiwa Syariah Al Amin	-	-	-	-	-	-
3	PT Asuransi Jiwa Amanahjiwa Giri Artha	-	-	-	-	-	-
4	PT BNI Life Insurance	686	26,376	493	113,016	1,179	139,392
5	PT Asuransi Jiwa Bringin Jiwa Sejahtera	98	2,555	49	27,048	147	29,603
6	Asuransi Jiwa Bersama Bumiputera 1912	4,847	115,378	-	-	4,847	115,378
7	PT Asuransi Jiwa Central Asia Raya	27	2,021	899	87,259	926	89,280
8	PT Asuransi Jiwa Mega Life	-	-	-	-	-	-
9	PT Panin Daichi Life (d/h PT Panin Anugrah Life)	464	50,941	-	-	464	50,941
10	PT Asuransi Jiwa Sinar Mas MSIG	316	11,093	404	274,990	720	286,083
11	PT Asuransi Takaful Keluarga	-	-	-	-	-	-
<b>JUMLAH / SUB TOTAL</b>		<b>6,438</b>	<b>208,365</b>	<b>1,845</b>	<b>502,314</b>	<b>8,283</b>	<b>710,678</b>
<b>PATUNGAN / JOINT VENTURE :</b>							
1	PT AIA Financial (d/h PT AIG Life)	-	-	-	-	-	-
2	PT Asuransi Allianz Life Indonesia	7,262	1,494,721	-	-	7,262	1,494,721
3	PT Avriat Assurance (d/h PT Asuransi AIA Indonesia)	389	28,256	4,240	430,361	4,629	458,617
4	PT Axa Financial Indonesia	508	89,814	-	-	508	89,814
5	PT Axa Mandiri Financial Services	-	-	-	-	-	-
6	PT Great Eastern Life Indonesia	-	-	-	-	-	-
7	PT Tokio Marine Life (d/h PT MAA Life Assurance)	71	4,940	-	-	71	4,940
8	PT Asuransi Jiwa Manulife Indonesia	540	67,928	-	-	540	67,928
9	PT Prudential Life Assurance	1,616	170,753	14	883	1,630	171,636
10	PT Sun Life Financial Indonesia	422	83,950	-	-	422	83,950
<b>JUMLAH / SUB TOTAL</b>		<b>10,808</b>	<b>1,940,361</b>	<b>4,254</b>	<b>431,244</b>	<b>15,062</b>	<b>2,371,605</b>
<b>JUMLAH KESELURUHAN / GRAND TOTAL</b>		<b>17,246</b>	<b>2,148,726</b>	<b>6,099</b>	<b>933,558</b>	<b>23,345</b>	<b>3,082,283</b>

Perusahaan Asuransi Jiwa-Syariah  
Sharia-Life Insurance Companies

TABEL : 4.8.D.10

PERUBAHAN KE CABANG LAIN UNTUK TAHUN 2014  
ALTERATION TO OTHER PLANS FOR THE YEAR 2014

Semua Cabang Asuransi Selain Kecelakaan Diri & Kesehatan  
All Plans Except Personal Accident & Health

UP dalam jutaan rupiah  
Sum Ins. in million rupiah

NO.	NAMA PERUSAHAAN NAME OF COMPANY	PERT. PERORANGAN INDIVIDUAL		PERT. KUMPULAN GROUP		JUMLAH TOTAL	
		Jumlah Polis No. of Policies	Jimi. Uang Pert. Sum Insured	Jumlah Peserta No. of Insured	Jimi. Uang Pert. Sum Insured	Polis/Peserta Policies/Insured	Jmi. Uang Pert. Sum Insured
(1)	(2)	(3)	(4)	(5)	(6)	(7)	(8)
<b>SWASTA NASIONAL / PRIVATE :</b>							
1	PT Ace Life Assurance (d/h PT A.J. Bhumi Artha Reksatama)	-	-	-	-	-	-
2	PT Asuransi Jiwa Syariah Al Amin	-	-	-	-	-	-
3	PT Asuransi Jiwa Amanahjiwa Giri Artha	-	-	-	-	-	-
4	PT BNI Life Insurance	-	-	-	-	-	-
5	PT Asuransi Jiwa Bringin Jiwa Sejahtera	-	-	-	-	-	-
6	Asuransi Jiwa Bersama Bumiputera 1912	-	-	-	-	-	-
7	PT Asuransi Jiwa Central Asia Raya	-	-	787	1,316,862	787	1,316,862
8	PT Asuransi Jiwa Mega Life	-	-	-	-	-	-
9	PT Panin Daichi Life (d/h PT Panin Anugrah Life)	-	-	-	-	-	-
10	PT Asuransi Jiwa Sinar Mas MSIG	-	-	-	-	-	-
11	PT Asuransi Takaful Keluarga	-	-	-	-	-	-
<b>JUMLAH / SUB TOTAL</b>		-	-	<b>787</b>	<b>1,316,862</b>	<b>787</b>	<b>1,316,862</b>
<b>PATUNGAN / JOINT VENTURE :</b>							
1	PT AIA Financial (d/h PT AIG Life)	27,395	1,566,484	33	13,678	27,428	1,580,162
2	PT Asuransi Allianz Life Indonesia	-	-	-	-	-	-
3	PT Avrist Assurance (d/h PT Asuransi AIA Indonesia)	-	-	-	-	-	-
4	PT Axa Financial Indonesia	-	-	-	-	-	-
5	PT Axa Mandiri Financial Services	-	-	-	-	-	-
6	PT Great Eastern Life Indonesia	-	-	-	-	-	-
7	PT Tokio Marine Life (d/h PT MAA Life Assurance)	-	-	-	-	-	-
8	PT Asuransi Jiwa Manulife Indonesia	-	-	-	-	-	-
9	PT Prudential Life Assurance	83,247	9,132,188	1,373	77,799	84,620	9,209,987
10	PT Sun Life Financial Indonesia	-	-	-	-	-	-
<b>JUMLAH / SUB TOTAL</b>		<b>110,642</b>	<b>10,698,672</b>	<b>1,406</b>	<b>91,477</b>	<b>112,048</b>	<b>10,790,149</b>
<b>JUMLAH KESELURUHAN / GRAND TOTAL</b>		<b>110,642</b>	<b>10,698,672</b>	<b>2,193</b>	<b>1,408,339</b>	<b>112,835</b>	<b>12,107,011</b>

Perusahaan Asuransi Jiwa-Syariah  
Sharia-Life Insurance Companies

TABEL : 4.8.D.11

**PERTANGGUNGAN PADA AKHIR TAHUN 2014**  
**POLICIES INFORCE AT THE END OF THE YEAR 2014**

Semua Cabang Asuransi Selain Kecelakaan Diri & Kesehatan  
All Plans Except Personal Accident & Health

JP dalam jutaan rupiah  
Sum Ins. in million rupiah

NO.	NAMA PERUSAHAAN NAME OF COMPANY	PERT. PERORANGAN INDIVIDUAL			PERT. KUMPULAN GROUP			JUMLAH TOTAL	
		Jumlah Polis No. of Policies	Jml. Uang Pert. Sum Insured	Jumlah Peserta No. of Insured	Jml. Uang Pert. Sum Insured	Polis/Peserta Policies/Insured	Jml. Uang Pert. Sum Insured	(7)	(8)
(1)	(2)	(3)	(4)	(5)	(6)	(7)	(8)		
<b>SWASTA NASIONAL / PRIVATE :</b>									
1	PT Ace Life Assurance (d/h PT A.J. Bhumii Artha Reksatama)	-	-	-	-	-	-	-	-
2	PT Asuransi Jiwa Syariah Al Amin	-	-	927	23,891,719	927	23,891,719	927	23,891,719
3	PT Asuransi Jiwa Amanahjiwa Giri Artha	361	20,930	117	983,955	478	1,004,885	478	1,004,885
4	PT BNI Life Insurance	9,962	373,125	237,794	14,373,308	247,756	14,746,433	247,756	14,746,433
5	PT Asuransi Jiwa Bringin Jiwa Sejahtera	4,346	222,765	94,781	31,494,803	99,127	31,717,567	99,127	31,717,567
6	Asuransi Jiwa Bersama Bumiputera 1912	138,376	3,527,732	79,797	2,080,271	218,173	5,608,003	218,173	5,608,003
7	PT Asuransi Jiwa Central Asia Raya	648	37,251	123,032	6,248,736	123,680	6,285,987	123,680	6,285,987
8	PT Asuransi Jiwa Mega Life	460	21,957	271,367	22,077,469	271,827	22,099,426	271,827	22,099,426
9	PT Panin Daichi Life (d/h PT Panin Anugrah Life)	4,583	667,390	3,296	2,427	7,879	669,818	7,879	669,818
10	PT Asuransi Jiwa Sinar Mas MSIG	14,693	875,524	81,110	16,793,453	95,803	17,668,977	95,803	17,668,977
11	PT Asuransi Takaful Keluarga	123,392	4,644,643	962,777	38,106,086	1,086,169	42,750,729	1,086,169	42,750,729
	<b>JUMLAH / SUB TOTAL</b>	<b>296,821</b>	<b>10,391,318</b>	<b>1,854,998</b>	<b>156,052,227</b>	<b>2,151,819</b>	<b>166,443,544</b>	<b>2,151,819</b>	<b>166,443,544</b>
<b>PATUNGAN / JOINT VENTURE :</b>									
1	PT AIA Financial (d/h PT AIG Life)	235,094	15,802,786	2,333	878,480	237,427	16,681,266	237,427	16,681,266
2	PT Asuransi Allianz Life Indonesia	162,557	32,871,905	1,381,557	4,048,930	1,544,114	36,920,835	1,544,114	36,920,835
3	PT Avrist Assurance (d/h PT Asuransi AIA, Indonesia)	5,285	515,519	31,152	1,774,321	36,437	2,289,840	36,437	2,289,840
4	PT Axa Financial Indonesia	4,816	866,983	-	-	4,816	866,983	4,816	866,983
5	PT Axa Mandiri Financial Services	40,383	3,295,012	-	-	40,383	3,295,012	40,383	3,295,012
6	PT Great Eastern Life Indonesia	-	-	1,247	26,175	1,247	26,175	1,247	26,175
7	PT Tokio Marine Life (d/h PT MAA Life Assurance)	664	49,032	-	-	664	49,032	664	49,032
8	PT Asuransi Jiwa Manulife Indonesia	8,031	1,156,675	-	-	8,031	1,156,675	8,031	1,156,675
9	PT Prudential Life Assurance	508,571	59,314,873	4,894	270,332	513,465	59,585,205	513,465	59,585,205
10	PT Sun Life Financial Indonesia	9,413	1,761,582	58,173	24,265	67,586	1,785,847	67,586	1,785,847
	<b>JUMLAH / SUB TOTAL</b>	<b>974,814</b>	<b>115,634,366</b>	<b>1,479,356</b>	<b>7,022,503</b>	<b>2,454,170</b>	<b>122,656,869</b>	<b>2,454,170</b>	<b>122,656,869</b>
	<b>JUMLAH KESELURUHAN / GRAND TOTAL</b>	<b>1,271,635</b>	<b>126,025,684</b>	<b>3,334,354</b>	<b>163,074,730</b>	<b>4,605,989</b>	<b>289,100,414</b>	<b>4,605,989</b>	<b>289,100,414</b>

Usaha Asuransi Jiwa dengan Prinsip Syariah  
Shariah Life Insurance Business

TABEL : 4.9D.1 / TABLE 4.9D.1  
PENYISIHAN KONTRIBUSI, TAHUN 2014  
TECHNICAL RESERVE, YEAR 2014

NO.	NAMA PERUSAHAAN NAME OF COMPANY	PKYBMP	KONTRIBUSI PROVISION FOR CONTRIBUTION	PENYISIHAN KLAIM PROVISION FOR CLAIM	Dalam Jutaan Rupiah In Millions Rupiah	
					JUMLAH TOTAL	(6)
(1)	(2)	(3)	(4)	(5)	(6)	(6)
<b>FULL-FLEDGED SYARIAH</b>						
1	PT Asuransi Takafu Keluarga	152,511	79,558	34,221		266,290
2	PT Asuransi Jiwa Syariah Al Amin	128,164	57,437	189,940		375,542
3	PT Asuransi Jiwa Amanahjiwa Giri Artha	136	7,903	8,416		16,456
<b>JUMLAH / SUB TOTAL</b>		<b>280,811</b>	<b>144,898</b>	<b>232,578</b>		<b>658,288</b>
<b>UNIT SYARIAH</b>						
1	Asuransi Jiwa Bersama Bumiputera 1912	42,854	15,237	-		58,092
2	PT Avrist Assurance (d/h PT Asuransi AIA Indonesia)	7,040	6,927	-		13,967
3	PT Asuransi Allianz Life Indonesia	4,210	132,613	5,302		142,125
4	PT Asuransi Jiwa Bringin Jiwa Sejahtera	26,145	6,892	3,811		36,847
5	PT Asuransi Jiwa Central Asia Raya	51,471	8,512	3,557		63,539
6	PT Asuransi Jiwa Mega Life	73,371	38,219	7,200		118,790
7	PT Asuransi Jiwa Sinar Mas MSIG	98,004	30,065	1,589		129,658
8	PT BNI Life Insurance	73,628	22,036	5,559		101,223
9	PT Great Eastern Life Indonesia	292	76	-		368
10	PT Tokio Marine Life (d/h PT MAA Life Assurance)	214	926	-		1,140
11	PT Prudential Life Assurance	20,673	389,664	51,407		461,744
12	PT Axa Mandiri Financial Services	65	10,511	1,529		12,105
13	PT Asuransi Jiwa Manulife Indonesia	-	4,848	942		5,790
14	PT Panin Daichi Life (d/h PT Panin Anugrah Life)	12	4,559	330		4,901
15	PT AIA Financial (d/h PT AIG Life)	8,792	49,604	1,343		59,740
16	PT Axa Financial Indonesia	-	1,571	829		2,401
17	PT Sun Life Financial Indonesia	43	4,130	567		4,741
18	PT Ace Life Assurance (d/h PT A.J. Bhumi Artha Reksatama)	-	-	-		-
<b>JUMLAH / SUB TOTAL</b>		<b>406,815</b>	<b>726,390</b>	<b>83,965</b>		<b>1,217,170</b>
<b>JUMLAH KESELURUHAN / TOTAL</b>		<b>687,626</b>	<b>871,289</b>	<b>316,543</b>		<b>1,875,457</b>

Usaha Asuransi Jiwa dengan Prinsip Syariah  
 Syariah Life Insurance Business

TABEL : 4.9D.2/ TABLE 4.9D.2  
 KENAIKAN (PENURUNAN) PENYISIHAN KONTRIBUTSI, TAHUN 2014  
 TECHNICAL RESERVE, YEAR 2014

NO.	NAMA PERUSAHAAN NAME OF COMPANY	PKYBMP	PENYISIHAN KONTRIBUTSI PROVISION FOR CONTRIBUTION	PENYISIHAN KLAIM PROVISION FOR CLAIM	Dalam Jutaan Rupiah In Millions Rupiah	
					(4)	(5)
(1)	(2)	(3)	(4)	(5)	(6)	(6)
<b>FULL-FLEDGED SYARIAH</b>						
1	PT Asuransi Takaful Keluarga	302,452	76,988	132,592		512,032
2	PT Asuransi Jiwa Syariah Al Amin	262,651	63,760	404,896		731,307
3	PT Asuransi Jiwa Amanahjiwa Giri Artha	380	8,011	22,742		31,132
<b>JUMLAH / SUB TOTAL</b>		<b>565,482</b>	<b>148,759</b>	<b>560,230</b>		<b>1,274,471</b>
<b>UNIT SYARIAH</b>						
1	Asuransi Jiwa Bersama Bumiputera 1912	77,949	7,478	13,045		98,471
2	PT Avrist Assurance (d/h PT Asuransi AIA Indonesia)	12,201	5,049	5,969		23,218
3	PT Asuransi Allianz Life Indonesia	7,518	131,711	66,454		205,683
4	PT Asuransi Jiwa Bringin Jiwa Sejahtera	38,560	(6,838)	18,779		50,500
5	PT Asuransi Jiwa Central Asia Raya	92,669	(1,761)	15,832		106,740
6	PT Asuransi Jiwa Mega Life	156,064	47,540	35,450		239,054
7	PT Asuransi Jiwa Sinar Mas MSIG	176,713	10,770	24,121		211,604
8	PT BNI Life Insurance	121,011	(4,209)	46,446		163,248
9	PT Great Eastern Life Indonesia	665	156	-		822
10	PT Tokio Marine Life (d/h PT MAA Life Assurance)	410	909	394		1,713
11	PT Prudential Life Assurance	45,478	393,795	332,492		771,765
12	PT Axa Mandiri Financial Services	448	10,830	8,920		20,198
13	PT Asuransi Jiwa Manulife Indonesia	-	4,848	4,636		9,484
14	PT Panin Datchi Life (d/h PT Panin Anugrah Life)	20	4,554	2,074		6,648
15	PT AIA Financial (d/h PT AIG Life)	11,332	43,351	24,282		78,966
16	PT Axa Financial Indonesia	103	1,675	3,234		5,012
17	PT Sun Life Financial Indonesia	90	4,133	3,121		7,344
18	PT Ace Life Assurance (d/h PT A.J. Bhumi Artha Reksatama	-	-	-		-
<b>JUMLAH / SUB TOTAL</b>		<b>741,230</b>	<b>653,990</b>	<b>605,248</b>		<b>2,000,469</b>
<b>JUMLAH KESELURAHAN / TOTAL</b>		<b>1,306,712</b>	<b>802,749</b>	<b>1,165,478</b>		<b>3,274,939</b>

Usaha Asuransi Jiwa dengan Prinsip Syariah  
*Shariah Life Insurance Business*

TABEL : 4.9D.3/ TABLE 4.9D.3  
 PENYISIHAN KONTRIBUSI, TAHUN 2013  
 TECHNICAL RESERVE, YEAR 2013

NO.	NAMA PERUSAHAAN NAME OF COMPANY	PKYBMP	PENYISIHAN KONTRIBUSI PROVISION FOR CONTRIBUTION	PENYISIHAN KLAIM PROVISION FOR CLAIM	Dalam Jutaan Rupiah In Millions Rupiah	
					(3)	(4)
<b>FULL-FLEDGED SYARIAH</b>						
1	PT Asuransi Takaful Keluarga	149,941	(2,570)	98,371	245,741	
2	PT Asuransi Jiwa Syariah Al Amin	134,487	6,323	214,956	355,765	
3	PT Asuransi Jiwa Amanahjiwa Giri Artha	244	107	14,325	14,676	
<b>JUMLAH / SUB TOTAL</b>		<b>284,671</b>	<b>3,860</b>	<b>327,651</b>	<b>616,183</b>	
<b>UNIT SYARIAH</b>						
1	Asuransi Jiwa Bersama Bumiputera 1912	35,095	(7,760)	13,045	40,380	
2	PT Avrist Assurance (d/h PT Asuransi AIA Indonesia)	5,161	(1,878)	5,969	9,251	
3	PT Asuransi Allianz Life Indonesia	3,308	(902)	61,152	63,558	
4	PT Asuransi Jiwa Bringin Jiwa Sejahtera	12,415	(13,730)	14,968	13,653	
5	PT Asuransi Jiwa Central Asia Raya	41,198	(10,273)	12,275	43,201	
6	PT Asuransi Jiwa Mega Life	82,693	9,321	28,250	120,263	
7	PT Asuransi Jiwa Sinar Mas MSIG	78,709	(19,295)	22,532	81,946	
8	PT BNI Life Insurance	47,383	(26,245)	40,887	62,025	
9	PT Great Eastern Life Indonesia	373	81	-	454	
10	PT Tokio Marine Life (d/h PT MAA Life Assurance)	196	(18)	394	573	
11	PT Prudential Life Assurance	24,805	4,132	281,085	310,021	
12	PT Axa Mandiri Financial Services	383	319	7,391	8,093	
13	PT Asuransi Jiwa Manulife Indonesia	-	-	3,695	3,695	
14	PT Panin Daichi Life (d/h PT Panin Anugrah Life)	7	(5)	1,744	1,747	
15	PT AIA Financial (d/h PT AIG Life)	2,540	(6,253)	22,939	19,226	
16	PT Axa Financial Indonesia	103	103	2,405	2,611	
17	PT Sun Life Financial Indonesia	46	3	2,554	2,603	
18	PT Ace Life Assurance (d/h PT A.J. Bhumi Artha Reksatama)	-	-	-	-	
<b>JUMLAH / SUB TOTAL</b>		<b>334,415</b>	<b>(72,400)</b>	<b>521,284</b>	<b>783,299</b>	
<b>JUMLAH KESELURAHAN / TOTAL</b>		<b>619,086</b>	<b>(68,540)</b>	<b>848,935</b>	<b>1,399,482</b>	

Usaha Asuransi Jiwa Syariah  
Sharia Life Insurance Business

TABEL 4.1E / TABLE 4.1E  
REKAPITULASI NERACA DAN INVESTASI PESERTA PER 31 DESEMBER 2014  
THE RECAPITULATION OF BALANCE SHEETS OF PARTICIPANT INVESTMENT FUND AS OF 31 DECEMBER 2014

NO.	NAMA PERUSAHAAN NAME OF COMPANY	INVESTASI INVESTMENT	JUMLAH BUKAN INVESTASI NON INVESTMENT	JUMLAH KEKAYAAN TOTAL ASSETS	UTANG URAH DANA URAH PAYABLE	UTANG BAGI HASIL PROFIT SHARING PAYABLE	PENARIKAN DANA INVESTASI FUND WITHDRAWAL PAYABLE TO PARTICIPANTS	UTANG LAIN OTHER PAYABLE	AKUMULASI DANA INVESTASI PESERTA ACCUMULATION OF INVESTMENT FUNDS	JUMLAH TOTAL
<b>PERUSAHAAN ASURANSI SYARIAH</b>										
1	PT Asuransi Takaful Keluarga	883.603	20.821	904.524	716	-	546	-	903.261	904.524
2	PT Asuransi Jiwa Syariah Al Amin	-	-	-	-	-	-	-	-	-
3	PT Asuransi Jiwa Amanah Jiwa Giri Atha	2.628	506	3.135	-	-	408	-	2.727	3.135
	<b>JUMLAH / SUB TOTAL</b>	<b>886.231</b>	<b>21.427</b>	<b>907.659</b>	<b>716</b>	<b>-</b>	<b>954</b>	<b>-</b>	<b>905.988</b>	<b>907.659</b>
<b>UNIT SYARIAH PERUSAHAAN ASURANSI</b>										
1	Asuransi Jiwa Bersana Bumihutera 1912	676.962	8.327	685.289	-	-	2.518	-	682.771	685.289
2	PT Avitr Assurance (dih PT Asuransi AIA Indonesia)	323.008	4.060	327.067	1.019	-	7.898	2.802	315.548	327.067
3	PT Asuransi Allianz Life Indonesia	1.052.066	32.754	1.084.810	12.399	-	-	-	1.072.411	1.084.810
4	PT Asuransi Jiwa Birngin Jiwa Sejahtera	44.761	1.400	46.161	1.149	-	-	2.160	42.853	46.161
5	PT Asuransi Jiwa Central Asia Raya	13.430	876	14.306	-	-	1.631	-	12.675	14.306
6	PT Asuransi Jiwa Meega Life	2.469	330	2.799	5	-	70	59	2.665	2.799
7	PT Asuransi Jiwa Sinar Mas MSIG	205.810	37.643	243.453	34	-	495	-	242.924	243.453
8	PT BNI Life Insurance	87.461	3.001	90.462	271	27	-	-	90.164	90.462
9	PT Great Eastern Life Indonesia	-	-	-	-	-	-	-	-	-
10	PT Tokio Marine Life (dih PT NAA Life Assurance)	10.194	3.027	13.220	-	-	2.092	-	11.128	13.220
11	PT Prudential Life Assurance	3.885.305	65.800	3.954.105	-	-	-	33.929	3.920.176	3.954.105
12	PT Axa Mandiri Financial Services	931.594	13.387	944.981	-	-	8.368	-	936.614	944.981
13	PT Asuransi Jiwa Manulife Indonesia	109.273	828	110.101	-	-	-	1.984	108.117	110.101
14	PT Panin Datchi Life (dih PT Panin Anugrah Life)	44.075	5.230	49.305	69	-	-	-	49.235	49.305
15	PT AIA Financial (dih PT AIG Life)	2.420.084	26.904	2.446.988	13.603	-	-	2.433.385	-	2.446.988
16	PT Axa Financial Indonesia	110.607	990	111.597	-	-	970	-	110.627	111.597
17	PT Sun Life Financial Indonesia	104.973	1.444	106.417	-	-	-	34	106.383	106.417
18	PT Ace Life Assurance (dih PT A.J. Bhumi Atha Reksatama)	-	-	-	-	-	-	-	-	-
	<b>JUMLAH / SUB TOTAL</b>	<b>10.025.060</b>	<b>206.001</b>	<b>10.231.060</b>	<b>28.549</b>	<b>27</b>	<b>23.842</b>	<b>2.474.353</b>	<b>7.704.290</b>	<b>10.231.060</b>
	<b>JUMLAH KESELURUHAN / GRAND TOTAL</b>	<b>10.911.291</b>	<b>227.428</b>	<b>11.138.719</b>	<b>29.265</b>	<b>27</b>	<b>24.796</b>	<b>2.474.353</b>	<b>8.610.278</b>	<b>11.138.719</b>

Dalam Jutaan Rupiah  
In Millions Rupiah



Usaha Asuransi Jiwa Syariah  
Sharia Life Insurance Business

TABEL 4.1E.1 / TABLE 4.1E.1  
REKAPITULASI INVESTASI DANA INVESTASI PESERTA, PER 31 DESEMBER 2014  
THE RECAPITULATION OF INVESTMENT OF PARTICIPANTS' INVESTMENT FUND, AS OF 31 DECEMBER 2014

NO.	NAMA PERUSAHAAN NAME OF COMPANY	(3)	(4)	(5)	(6)	(7)	(8)	(9)	(10)	(11)	(12)	Dalam Jutaan Rupiah In Millions Rupiah		
												(13)	(14)	(15)
<b>PERUSAHAAN ASURANSI SYARIAH</b>														
1	PT Asuransi Takatul Kelurga	77,489	218,648	177,979	142,120	-	-	-	231,275	-	-	-	36,112	883,603
2	PT Asuransi Jiwa Syariah Al Amin	-	-	-	-	-	-	-	-	-	-	-	-	-
3	PT Asuransi Jiwa Amanahjwa Giri Artha	600	-	591	-	-	-	-	1,437	-	-	-	-	2,628
<b>JUMLAH / SUB TOTAL</b>		78,089	218,648	178,570	142,120	-	-	-	232,712	-	-	-	36,112	886,231
<b>UNIT SYARIAH PERUSAHAAN ASURANSI</b>														
1	Asuransi Jiwa Bersama Bumiputera 1912	106,448	-	52,318	36,287	-	-	-	481,899	-	-	-	-	676,982
2	PT Aviva Assurance (d/h PT Asuransi AIA Indonesia)	30,925	221,809	13,818	2,057	-	-	-	66,218	-	-	-	-	323,006
3	PT Asuransi Allianz Life Indonesia	152,300	757,926	13,818	113,959	-	-	-	14,053	-	-	-	-	1,052,056
4	PT Asuransi Jiwa Brngin Jiwa Sejahtera	8,500	-	9,863	17,385	-	-	-	9,013	-	-	-	-	44,761
5	PT Asuransi Jiwa Central Asia Raya	6,868	4,128	2,433	-	-	-	-	-	-	-	-	-	13,430
6	PT Asuransi Jiwa Mega Life	-	268	2,202	-	-	-	-	-	-	-	-	-	2,469
7	PT Asuransi Jiwa Sinar Mas MSIG	15,000	-	15,000	-	-	-	-	175,810	-	-	-	-	205,810
8	PT BNI Life Insurance	25,200	-	13,934	2,034	-	-	-	46,293	-	-	-	-	87,461
9	PT Great Eastern Life Indonesia	1,700	-	8,096	-	-	-	-	-	-	-	-	-	10,194
10	PT Tokio Marine Life (d/h PT MAA Life Assurance)	190,522	3,498,610	56,109	143,064	-	-	-	-	-	-	-	-	3,888,305
11	PT Prudential Life Assurance	88,817	781,865	18,218	20,761	-	-	-	20,933	-	-	-	-	931,694
12	PT Axa Mandiri Financial Services	19,373	84,527	-	5,373	-	-	-	-	-	-	-	-	109,273
13	PT Asuransi Jiwa Manulife Indonesia	686	-	-	-	-	-	-	43,389	-	-	-	-	44,075
14	PT Pann Daichi Life (d/h PT Pann Anugrah Life)	36,000	-	-	-	-	-	-	2,384,084	-	-	-	-	2,420,084
15	PT AIA Financial (d/h PT AIG Life)	4,000	93,575	6,119	-	-	-	-	6,913	-	-	-	-	110,607
16	PT Axa Financial Indonesia	1,100	-	-	-	-	-	-	103,873	-	-	-	-	104,973
17	PT Sun Life Financial Indonesia	-	-	-	-	-	-	-	-	-	-	-	-	-
18	PT Ace Life Assurance (d/h PT A.J. Bhumi Artha Reksalama)	-	-	-	-	-	-	-	-	-	-	-	-	-
<b>JUMLAH / SUB TOTAL</b>		688,440	5,450,804	190,014	341,326	-	-	-	3,354,476	-	-	-	-	10,025,060
<b>JUMLAH KESELURUHAN / GRAND TOTAL</b>		766,509	5,669,452	368,584	483,446	-	-	-	3,587,188	-	-	-	36,112	10,911,291

**Usaha Asuransi Jiwa Syariah**  
Sharia Life Insurance Business

TABEL: 4.1E.2 / TABLE 4.1E.2

**REKAPITULASI ASET NON INVESTASI, DANA INVESTASI PESERTA, PER 31 DESEMBER 2014**  
THE RECAPITULATION OF NON- INVESTMENT ASSETS OF PARTICIPANTS' INVESTMENT FUND, AS OF 31 DECEMBER 2014

NO.	NAMA PERUSAHAAN NAME OF COMPANY	KAS DAN BANK CASH AND BANK	TAGIHAN INVESTASI INVESTMENT RECEIVABLE	TAGIHAN HASIL INVESTASI INVESTMENT YIELD REC.	ASET LAIN OTHER ASSETS	Jumlah In Millions Rupiah	
						(6)	(7)
(1)	(2)	(3)	(4)	(5)	(6)	(7)	
<b>PERUSAHAAN ASURANSI SYARIAH</b>							
1	PT Asuransi Takaful Keluarga	17,386	-	3,534	-	20,921	
2	PT Asuransi Jiwa Syariah Al Amin	-	-	-	-	-	
3	PT Asuransi Jiwa Amanahjiwa Giri Artha	214	-	293	-	506	
<b>JUMLAH / SUB TOTAL</b>		<b>17,600</b>	<b>-</b>	<b>3,827</b>	<b>-</b>	<b>21,427</b>	
<b>UNIT SYARIAH PERUSAHAAN ASURANSI</b>							
1	Asuransi Jiwa Bersama Bumiputera 1912	6,896	-	1,431	-	8,327	
2	PT Avrist Assurance (d/h PT Asuransi AIA Indonesia)	592	-	272	3,196	4,060	
3	PT Asuransi Allianz Life Indonesia	30,036	-	2,718	-	32,754	
4	PT Asuransi Jiwa Bringin Jiwa Sejahtera	165	468	768	-	1,400	
5	PT Asuransi Jiwa Central Asia Raya	798	-	78	-	876	
6	PT Asuransi Jiwa Mega Life	172	-	45	112	330	
7	PT Asuransi Jiwa Sinar Mas MSIG	30,659	-	89	6,895	37,643	
8	PT BNI Life Insurance	1,240	1,424	338	-	3,001	
9	PT Great Eastern Life Indonesia	-	-	-	-	-	
10	PT Tokio Marine Life (d/h PT MAA Life Assurance)	1,122	1,888	16	-	3,027	
11	PT Prudential Life Assurance	18,679	-	5,026	42,095	65,800	
12	PT Axa Mandiri Financial Services	9,946	-	3,441	-	13,387	
13	PT Asuransi Jiwa Manulife Indonesia	828	-	-	-	828	
14	PT Panin Daichi Life (d/h PT Panin Anugrah Life)	5,228	-	2	-	5,230	
15	PT AIA Financial (d/h PT AIG Life)	2,184	24,558	161	-	26,904	
16	PT Axa Financial Indonesia	676	206	108	-	990	
17	PT Sun Life Financial Indonesia	866	-	5	574	1,444	
18	PT Ace Life Assurance (d/h PT A.J. Bhumi Artha Reksatama)	-	-	-	-	-	
<b>JUMLAH / SUB TOTAL</b>		<b>110,088</b>	<b>28,544</b>	<b>14,497</b>	<b>52,872</b>	<b>206,001</b>	
<b>JUMLAH KESELURUHAN / GRAND TOTAL</b>		<b>127,688</b>	<b>28,544</b>	<b>18,324</b>	<b>52,872</b>	<b>227,428</b>	

**Usaha Asuransi Jiwa Syariah**  
Sharia Life Insurance Business

TABEL: 4.2E / TABLE 4.2E

**NERACA GABUNGAN DANA INVESTASI PESERTA, PER 31 DESEMBER 2014**

BALANCE SHEET OF PARTICIPANTS INVESTMENT FUNDS, AS OF 31 DECEMBER 2014

**Dalam Jutaan Rupiah**

*In Million Rupiah*

NO.	URAIAN/DESCRIPTIONS	JUMLAH/TOTAL
(1)	(2)	(3)
<b>ASET/ASSETS</b>		
<b>Investasi/Investments</b>		
1	Deposito/Time Deposit	766,509
2	Saham Syariah/ Sharia Stocks	5,669,452
3	Sukuk Atau Obligasi Syariah/ Sharia Sukuk Or Bond	368,584
4	Surat Berharga Syariah Negara / Sharia Securities Issued By Government	483,446
5	Surat Berharga Syariah Yang Diterbitkan Oleh Bank Indonesia/ Sharia Promissory Notes Issued By Bank Of Indonesia	-
6	Surat Berharga Syariah Yang Diterbitkan Oleh Selain Negara Republik Indonesia/ Sharia Ms. Issued By Foreign Government	-
7	Surat Berharga Syariah Yang Diterbitkan Oleh Lembaga Multinasional/ Sharia Ms. Issued By Multinational Institutions	-
8	Reksa Dana Syariah/ Sharia Mutual Funds	3,587,188
9	Efek Beragun Aset Syariah/ Asset Backed Securities	-
10	Pembiayaan Melalui Kerjasama Dengan Pihak Lain Syariah/ Cooperation Financing	-
11	Emas Murni/ Gold	-
12	Investasi Lain/ Other Investment	36,112
<b>Jumlah Investasi/ Total Investments</b>		<b>10,911,291</b>
<b>Bukan Investasi/ Non Investment</b>		
13	Kas Dan Bank/ Cash And Bank	127,688
14	Tagihan Investasi/ Investment Receivables	28,544
15	Tagihan Hasil Investasi/ Investment Yields Recievables	18,324
16	Aset Lain/ Other Assets	52,872
<b>Jumlah Bukan Investasi/ Total Non Investment</b>		<b>227,428</b>
<b>JUMLAH ASET/ TOTAL ASSETS</b>		<b>11,138,719</b>
<b>KEWAJIBAN DAN EKUITAS PESERTA/ LIABILITIES AND POLICYHOLDERS EQUITY</b>		
17	Utang ujarah/ fee pengelolaan dana/ Ujrah Payable	29,265
18	Utang bagi hasil/ Profit sharing payable	27
19	Utang penarikan dana investasi/ Fund withdrawal payable to participants	24,796
20	Utang lain/ Other Payable	2,474,353
21	Kenaikan/ Penurunan Surat Berharga/ Increase(Decrease)/ Marketable Securities	-
22	Akumulasi dana investasi peserta/ Accumulation of investment funds	8,610,278
23	Selisih Kekayaan dan Kewajiban SAK dan SAP/ Difference Assets and Liabilities in SAK and SAP	-
<b>JUMLAH KEWAJIBAN DAN EKUITAS PESERTA/ TOTAL LIABILITIES AND POLICYHOLDERS EQUITY</b>		<b>11,138,719</b>

**Usaha Asuransi Jiwa Syariah**  
**Sharia Life Insurance Business**

**TABEL: 4.3E / TABLE 4.3E**  
**PERUBAHAN DANA INVESTASI PESERTA, TAHUN 2014**  
**STATEMENT OF CHANGES IN PARTICIPANTS INVESTMENT FUNDS, YEAR 2014**

NO.	URAIAN/DESCRIPTIONS	Jumlah Dalam Jutaan Rupiah In Million Rupiah
(1)	(2)	(3)
	<b>Dana investasi peserta/Policyholders investment fund</b>	
1	Dana investasi peserta pada awal tahun/Policyholders investment fund in the beginning of year	7,630,398
2	Penambahan dana investasi peserta periode berjalan/Investment fund addition in current period	
	a. Bagian kontribusi yang dialokasikan untuk dana investasi peserta/Part of contribution allocated to investment fund	3,901,192
	b. Hasil investasi yang ditambahkan ke dana investasi peserta/Investment yield added to investment fund	1,382,755
3	<b>Jumlah penambahan dana investasi peserta/Total investment fund addition (2a+2b)</b>	<b>5,283,947</b>
4	<b>Biaya pengelolaan dana investasi peserta/Investment fund management fee (untuk akad wakalah)</b>	<b>519,797</b>
	<b>Penarikan dana investasi peserta/Investment fund withdrawal</b>	
5	Penarikan dana investasi peserta yang telah jatuh tempo/Investment fund withdrawal are past due	261,654
6	Penarikan/penebusan dana investasi peserta yang belum jatuh tempo/Investment fund withdrawal/redemption are not yet due	1,089,176
7	<b>Jumlah penarikan dana investasi peserta/Total investment fund withdrawal (5+6)</b>	<b>1,350,830</b>
8	<b>Jumlah dana investasi peserta pada akhir tahun/triwulan/Total investment fund in the end of year/quarter (1+3-4-7)</b>	<b>11,043,718</b>

# ASURANSI SOSIAL DAN JAMINAN TENAGA KERJA

---

*SOCIAL INSURANCE PROGRAM AND WORKERS SOCIAL SECURITY*

# 2014

**PERASURANSIAN INDONESIA / INDONESIA INSURANCE**

HALAMAN INI SENGAJA DIKOSONGKAN  
*THIS PAGE IS INTENTIONALLY LEFT BLANK*

Program Asuransi Jaminan Sosial  
Social Security Program

TABEL : 5.1 / TABLE : 5.1

LAPORAN POSISI KEUANGAN BADAN PENYELENGGARA JAMINAN SOSIAL TAHUN 2014 - PER 31 DESEMBER 2014

STATEMENT OF FINANCIAL POSITION OF SOCIAL SECURITY AGENCY FOR THE YEAR 2014 AS OF 31 DECEMBER 2014

Dalam Jutaan Rupiah  
In Million Rupiah

NO.	ASET ASSETS	BPJS KESEHATAN	BPJS KETENAGAKERJAAN	TOTAL
<b>I</b>	<b>INVESTASI / INVESTMENTS</b>			
1	Deposito / Time Deposit	640.000	2.661.232	3.301.232
2	Saham / Stock	220.990	2.622.832	2.843.822
3	Sukuk atau Obligasi / Corporate Bonds	3.414.000	1.787.782	5.201.782
4	Surat Berharga Yang Diterbitkan Negara RI / Government Bonds	-	-	-
5	Reksa Dana / Mutual Fund	168.051	404.680	572.731
6	Efek Beragun Aset / Assets-Backed Security	-	72.293	72.293
7	Dana Investasi Real Estate / Real Estate Investment Trust	-	80.518	80.518
8	Penyertaan Langsung / Direct Placement	-	26.590	26.590
9	Bangunan, Tanah & Bangunan untuk Investasi / Property for Investment	8.470	-	8.470
10	Investasi Lain / Other Investments	-	-	-
11	<b>Jumlah Investasi (1 s.d.10) / Total Investments (1 to 10)</b>	<b>4.451.511</b>	<b>7.655.927</b>	<b>12.107.438</b>
<b>II</b>	<b>BUKAN INVESTASI / NON INVESTMENTS</b>			
12	Kas dan Bank / Cash and Bank	5.737.301	1.444.063	7.181.364
13	Piutang Dana Operasional / Operational-Fund Receivable	-	90.454	90.454
14	Piutang Talangan / Bailout-Fund Receivable	-	-	-
15	Piutang Investasi / Investment Receivable	-	26.157	26.157
16	Piutang Hasil Investasi / Investment Yield Receivable	101.167	30.592	131.759
17	Piutang Lain / Other Receivable	64.006	393.211	457.218
18	Pajak Dibayar Dimuka / Tax Paid in Forward	64.931	-	64.931
19	Biaya Dibayar Dimuka / Cost Paid in Forward	36.168	31.621	67.789
20	Perlengkapan Kantor / Equipment	-	5.739	-
21	Aset dimiliki Untuk Dijual / Assets Available For Sale	200.000	165	-
22	Aset Lain / Other Assets	1.327.392	1.737.862	-
23	<b>Jumlah Bukan Investasi / Non Investments (12 s.d. 22)</b>	<b>7.530.966</b>	<b>3.759.865</b>	<b>8.019.672</b>
<b>III</b>	<b>JUMLAH ASET (11+23) / TOTAL ASSETS (11+23)</b>	<b>11.982.477</b>	<b>11.415.792</b>	<b>20.127.111</b>
<b>IV</b>	<b>UTANG / PAYABLES</b>	<b>511.928</b>	<b>392.943</b>	<b>904.871</b>
<b>V</b>	<b>LIABILITAS LAIN / OTHER LIABILITIES</b>	<b>326.260</b>	<b>2.670.260</b>	<b>2.996.520</b>
<b>VI</b>	<b>JUMLAH LIABILITAS (IV+V) / TOTAL LIABILITIES (IV+V)</b>	<b>838.188</b>	<b>3.063.203</b>	<b>3.901.391</b>
<b>VII</b>	<b>EKUITAS / EQUITIES</b>	<b>11.144.290</b>	<b>8.352.589</b>	<b>19.496.879</b>
<b>VIII</b>	<b>JUMLAH LIABILITAS DAN EKUITAS (VI +VII) / TOTAL LIABILITIES &amp; EQUITIES (VI +VII)</b>	<b>11.982.477</b>	<b>11.415.792</b>	<b>23.398.270</b>

Program Asuransi Jaminan Sosial  
Social Security Program

TABEL : 5.2 / TABLE : 5.2

LAPORAN ASET NETO DANA JAMINAN SOSIAL TAHUN 2014 - PER 31 DESEMBER 2014

STATEMENT OF NET ASSETS OF SOCIAL SECURITY FUND FOR THE YEAR 2014 AS OF 31 DECEMBER 2014

Dalam Jutaan Rupiah  
In Million Rupiah

NO.	ASET ASSETS	BPJS KESEHATAN	BPJS KETENAGAKERJAAN	TOTAL
<b>I</b>	<b>INVESTASI / INVESTMENTS</b>			
1	Deposito / Time Deposit	975.290	51.135.739	52.111.029
2	Saham / Stock	-	35.143.973	35.143.973
3	Sukuk atau Obligasi / Corporate Bonds	984.078	77.431.522	78.415.600
4	Surat Berharga Yang Diterbitkan Negara RI / Government Bonds	117.889	-	117.889
5	Reksa Dana / Mutual Fund	-	14.331.993	14.331.993
6	Efek Beragun Aset / Assets-Backed Security	-	226.352	226.352
7	Dana Investasi Real Estate / Real Estate Investment Trust	-	1.037.657	1.037.657
8	Penyertaan Langsung / Direct Placement	-	-	-
9	Bangunan, Tanah & Bangunan untuk Investasi / Property for Investment	-	-	-
10	Investasi Lain / Other Investments	-	-	-
11	<b>Jumlah Investasi (1 s.d.10) / Total Investments (1 to 10)</b>	<b>2.077.256</b>	<b>179.307.236</b>	<b>181.384.493</b>
<b>II</b>	<b>BUKAN INVESTASI / NON INVESTMENTS</b>			
12	Kas dan Bank / Cash and Bank	494.118	174.166	668.284
13	Piutang Iuran / Contribution Receivable	1.603.755	251.583	1.855.339
14	Piutang Investasi / Investment Receivable	-	12.431	12.431
15	Piutang Hasil Investasi / Investment Yield Receivable	16.865	1.868.670	1.885.535
16	Piutang Kontribusi BPJS / BPJS Contribution Receivable	-	-	-
17	Piutang Kepada BPJS / Receivable to BPJS	15.477	-	15.477
18	Piutang Lain / Other Receivable	11.478	8.667	20.146
19	Biaya Dibayar Dimuka / Cost Paid in Forward	102.060	808	102.868
20	Aset Lain / Other Assets	-	65.777	65.777
21	<b>Jumlah Bukan Investasi / Non Investments (12 s.d. 20)</b>	<b>2.243.753</b>	<b>2.382.103</b>	<b>4.625.856</b>
<b>III</b>	<b>JUMLAH ASET (11+21) / TOTAL ASSETS (11+21)</b>	<b>4.321.009</b>	<b>181.689.339</b>	<b>186.010.348</b>
<b>IV</b>	<b>UTANG / PAYABLES</b>	<b>2.332.915</b>	<b>726.551</b>	<b>3.059.466</b>
<b>V</b>	<b>CADANGAN TEKNIS / TECHNICAL RESERVES</b>	<b>5.297.239</b>	<b>13.751.675</b>	<b>19.048.914</b>
<b>VI</b>	<b>JUMLAH LIABILITAS / TOTAL LIABILITIES</b>	<b>7.630.154</b>	<b>14.478.227</b>	<b>22.108.380</b>
<b>VII</b>	<b>ASET NETO / NET ASSETS</b>	<b>(3.309.144)</b>	<b>167.211.113</b>	<b>163.901.968</b>
<b>VIII</b>	<b>JUMLAH LIABILITAS DAN ASET NETO (VI +VII) / TOTAL LIABILITIES &amp; NET ASSETS (VI +VII)</b>	<b>4.321.009</b>	<b>181.689.339</b>	<b>186.010.348</b>



Program Asuransi Jaminan Sosial  
Social Security Program

**TABEL : 5.3 / TABLE : 5.3**  
**LAPORAN AKTIVITAS BADAN PENYELENGGARA JAMINAN SOSIAL UNTUK PERIODE TAHUN 2014 YANG BERAKHIR 31 DESEMBER 2014**  
**STATEMENT OF ACTIVITY OF SOCIAL SECURITY AGENCY FOR THE YEAR 2014 ENDED 31 DECEMBER 2014**

NO.	KETERANGAN / DESCRIPTION	BPJS KESEHATAN		BPJS KETENAGAKERJAAN		TOTAL
		BPJS KESEHATAN	BPJS KETENAGAKERJAAN	BPJS KESEHATAN	BPJS KETENAGAKERJAAN	
1	Pendapatan Operasional / Operational Income	2.476.992	2.436.594			4.913.586
2	Beban Operasional / Operational Expense	2.468.277	2.512.301			4.980.578
<b>3</b>	<b>Penghasilan (Beban) Operasional (1-2) / Operational Income (Expense) (1-2)</b>	<b>8.715</b>	<b>(75.707)</b>			<b>(66.992)</b>
4	Pendapatan Investasi / Investment Yield	1.331.078	850.764			2.181.842
5	Pendapatan Lain / Other Income	103.300	399.689			502.989
6	Beban Investasi / Investment Expense	151.112	91.176			242.289
7	Beban Bunga / Interest Expense	-	-			-
8	Beban Insentif / Incentive Expense	191.000	-			191.000
9	Beban Tanggung Jawab Sosial dan Lingkungan / CSR Expense	1.991	13.618			15.609
10	Beban Lain / Other Expense	32.265	34.155			66.420
<b>11</b>	<b>Pendapatan (Beban) Non-Operasional / Non-Operational Income (Expense) (4+5-6-7-8-9-10-11)</b>	<b>1.058.009</b>	<b>1.111.504</b>			<b>2.169.513</b>
<b>12</b>	<b>Penghasilan (Beban) Sebelum Pajak / Income (Expense) Before Tax</b>	<b>1.066.724</b>	<b>1.035.797</b>			<b>2.102.521</b>
13	Manfaat (Beban) Pajak Penghasilan / Tax	4.346	345.781			350.127
<b>14</b>	<b>Penghasilan (Beban) Neto / Net Income (Expense)</b>	<b>1.062.379</b>	<b>690.016</b>			<b>1.752.394</b>
15	Penghasilan Komprehensif Lain / Other Comprehensive Income	41.295	1.039.527			1.080.822
<b>16</b>	<b>Penghasilan (Beban) Komprehensif / Comprehensive Income (Expense)</b>	<b>1.103.674</b>	<b>1.729.542</b>			<b>2.833.216</b>

Dalam Jutaan Rupiah  
In Million Rupiah

**Program Asuransi Jaminan Sosial**  
Social Security Program

**TABEL : 5.4 / TABLE : 5.4**  
**LAPORAN PERUBAHAN ASET NETO DANA JAMINAN SOSIAL UNTUK PERIODE TAHUN 2014 YANG BERAKHIR 31 DESEMBER 2014**  
**STATEMENT OF CHANGES OF NET ASSETS OF SOCIAL SECURITY FUND FOR THE YEAR 2014 ENDED 31 DECEMBER 2014**

NO.	KETERANGAN / DESCRIPTION	Dalam Jutaan Rupiah In Million Rupiah		
		BPJS KESEHATAN	BPJS KETENAGAKERJAAN	
		TOTAL	TOTAL	
1	Pendapatan luran / Contribution Income	40.719.862	28.720.348	69.440.211
2	Kontribusi dari BPJS / Contribution from BPJS	-	-	-
3	Bantuan dari Pemerintah / Government Grant	-	-	-
4	Pendapatan Bunga dan Bagi Hasil / Interest Income	746.310	11.272.934	12.019.244
5	Pendapatan Investasi / Investment Yield	(14.678)	11.164.206	11.149.528
6	Pendapatan Lain / Others Income	62.326	19.333	81.659
<b>7</b>	<b>Jumlah Pendapatan / Total Income</b>	<b>41.513.821</b>	<b>51.176.821</b>	<b>92.690.642</b>
8	Beban Jaminan Sosial / Benefit Expense	42.658.702	14.000.652	56.659.354
9	Beban Cadangan Teknis / Technical Reserve Expense	(579.507)	457.648	
10	Beban Dana Operasional BPJS / Operational Expense for BPJS	2.476.992	2.436.594	4.913.586
11	Beban Investasi / Investment Expense	134.872	893.790	1.028.662
12	Beban Penyisihan Piutang / Receivable Allowance Expense	121.317	37.546	158.863
13	Beban Lain / Other Expense	10.590	1.894	12.483
<b>14</b>	<b>Jumlah Beban / Total Expense</b>	<b>44.822.965</b>	<b>17.828.124</b>	<b>62.651.090</b>
<b>15</b>	<b>Kenaikan (Penurunan) Aset Neto / Increasing (Decreasing) of Net Assets</b>	<b>(3.309.144)</b>	<b>33.348.697</b>	<b>30.039.552</b>
<b>16</b>	<b>Aset Neto Awal Periode /</b>	<b>-</b>	<b>133.862.416</b>	<b>133.862.416</b>
<b>17</b>	<b>Aset Neto Akhir Periode</b>	<b>(3.309.144)</b>	<b>167.211.113</b>	<b>163.901.968</b>

**Program Asuransi Sosial**  
Social Security Program

**TABEL : 5.5 / TABLE : 5.5**  
**PERTUMBUHAN DATA TEKNIS TAHUN 2010 - 2014**  
GROWTH OF TECHNICAL DATA IN 2010 - 2014

NO.	NAMA LEMBAGA NAME OF AGENCY	Dalam Jutaan Rupiah In Million Rupiah				
		2010	2011	2012	2013	2014
<b>I. IURAN / CONTRIBUTION</b>						
1	BPJS Kesehatan	6.326.851	8.188.065	9.300.140	10.032.137	40.719.862
2	BPJS Ketenagakerjaan	3.079.961	3.823.377	4.650.483	6.918.669	
<b>JUMLAH / TOTAL</b>		<b>5.703.563</b>	<b>6.718.146</b>	<b>13.950.623</b>	<b>16.950.806</b>	<b>40.719.862</b>
<b>II. MANFAAT / BENEFIT</b>						
1	BPJS Kesehatan	4.040.811	5.856.808	7.328.466	8.421.812	42.658.702
2	BPJS Ketenagakerjaan	1.474.301	1.739.912	2.099.498	3.031.641	
<b>JUMLAH / TOTAL</b>		<b>3.019.083</b>	<b>3.508.489</b>	<b>9.427.964</b>	<b>11.453.452</b>	<b>42.658.702</b>
<b>III. CADANGAN TEKNIS / TECHNICAL RESERVES</b>						
1	BPJS Kesehatan	2.630.099	3.808.750	5.085.312	5.542.788	5.297.239
2	BPJS Ketenagakerjaan	6.804.555	8.102.112	9.388.294	11.480.995	
<b>JUMLAH / TOTAL</b>		<b>8.179.027</b>	<b>9.603.520</b>	<b>14.473.606</b>	<b>17.023.783</b>	<b>5.297.239</b>

HALAMAN INI SENGAJA DIKOSONGKAN  
*THIS PAGE IS INTENTIONALLY LEFT BLANK*

# ASURANSI PNS DAN TNI/POLRI

*INSURANCE CIVIL SERVANT AND ARMED FORCES/POLICE*

# 2014

**PERASURANSIAN INDONESIA / INDONESIA INSURANCE**

HALAMAN INI SENGAJA DIKOSONGKAN  
*THIS PAGE IS INTENTIONALLY LEFT BLANK*

**Tabel 6.1 Laporan Posisi Keuangan Gabungan Tahun 2014 - per 31 Desember 2014**  
**Table 6.1 Consolidated Statement of Financial Position for The Year 2014 as of 31 December 2014**

Dalam Jutaan Rupiah  
 In Million Rupiah

NO NO	ASET ASSETS	ASABRI	JASA RAHARJA*	TASPEN	JUMLAH TOTAL
<b>I INVESTASI / INVESTMENTS</b>					
1.	Deposito Berjangka dan Sertifikat Deposito / <i>Time Deposit and Ce</i>	1.167.931	2.417.926	9.216.600	12.802.457
2.	Saham / <i>Stocks</i>	1.467.019	616.108	5.194.944	7.278.071
3.	Obligasi dan MTN / <i>Bonds and MTN</i>	1.091.563	3.000.657	15.378.285	19.470.505
4.	Surat Berharga Yang Diterbitkan Pemerintah / <i>Marketable Securities Issued by Government</i>	1.672.186	900.592	21.051.063	23.623.841
5.	Sertifikat Bank Indonesia / <i>Bank of Indonesia Promissory Notes</i>	-	-	-	-
6.	Reksadana / <i>Mutual Funds</i>	4.710.859	1.820.182	567.640	7.098.682
7.	Penyertaan Langsung / <i>Direct Placement</i>	-	596.327	-	596.327
8.	Bangunan, Tanah & Bangunan / <i>Investment Property</i>	91.220	-	-	91.220
9.	Pinjaman Hipotik / <i>Mortgage Loan</i>	-	-	-	-
10.	Investasi Lain / <i>Other Investments</i>	224.265,42	-	1.584.575	1.808.841
11.	Jumlah Investasi (1 s.d. 10) / <i>Total Investments (1 to 10)</i>	10.425.043	9.351.793	52.993.107	72.769.943
<b>II BUKAN INVESTASI / NON INVESTMENTS</b>					
12.	Kas dan Bank / <i>Cash and Bank</i>	43.824	55.829	3.431	103.085
13.	Tagihan Premi / <i>Premium Receivables</i>	1.113.208	3.156	26.114.897	27.231.261
14.	Tagihan Reasuransi / <i>Reinsurance Receivables</i>	-	15.686	-	15.686
15.	Tagihan Hasil Investasi / <i>Accrued Investment Yield</i>	333.039	69.219	904.448	1.306.706
16.	Perangkat Keras Komputer / <i>Computer Hardware</i>	-	-	-	-
17.	Bangunan, Tanah & Bangunan / <i>Non Investment Property</i>	42.555	334.026	183.721	560.303
18.	Aktiva Tetap Lain / <i>Other Fixed Assets</i>	26.337	165.846	134.246	326.429
19.	Aktiva Lain / <i>Other Assets</i>	2.181	90.444	1.053.197	1.145.822
20.	Jumlah Bukan Investasi (12 s.d. 19) / <i>Non Investments (12 to</i>	1.561.145	734.207	28.393.939	30.689.291
III	JUMLAH ASET / <i>TOTAL ASSETS (11+20)</i>	11.986.188	10.086.000	81.387.046	103.459.234
IV	UTANG / <i>LIABILITIES</i>	210.112	300.712	303.121	813.945
V	CADANGAN TEKNIS / <i>TECHNICAL RESERVES</i>	10.306.037	2.071.385	66.873.414	79.250.835
VI	HAK MINORITAS / <i>MINORITY INTEREST</i>	-	-	-	-
VII	JUMLAH LIABILITAS / <i>TOTAL LIABILITIES</i>	10.516.149	2.372.097	67.176.535	80.064.781
VIII	EKUITAS / <i>EQUITIES</i>	1.470.039	7.713.903	14.118.392	23.302.334
IX	JUMLAH LIABILITAS DAN EKUITAS / <i>TOTAL LIABILITIES AND EQUITIES (7+10+11+18)</i>	11.986.188	10.086.000	81.294.927	103.367.115

\*) Pada 2014 terdapat reklasifikasi pada asuransi wajib. PT Jasa Raharja (Persero) menggantikan PT Askes (Persero) yang berubah menjadi BPJS Kesehatan.  
 \*) In 2014 there is reclassification in mandatory insurance. PT Jasa Raharja (Persero) replace PT Askes (Persero) which is become BPJS Kesehatan.

Tabel 6.2 Laporan Laba Rugi Komprehensif Gabungan Untuk Periode Tahun 2014 Yang Berakhir 31 Desember 2014  
Table 6.2 Consolidated Statement Of Comprehensive Income For The Year 2014 Ended 31 December 2014

Dalam Jutaan Rupiah  
In Million Rupiah

NO.	KETERANGAN / DESCRIPTION	ASABRI	JASA RAHARJA*	TASPEN	TOTAL
1	Premi Bruto / Gross Premiums	970.628	3.646.244	5.677.427	10.294.299
2	Premi Reasuransi / Reinsurance Premiums	-	50.736	-	50.736
3	Premi Neto / Net Premiums (1-2)	970.628	3.595.508	5.677.427	10.243.563
4	Kenaikan Cadangan Premi / Increased in Premium Reserves	-	140.479	6.263.124	6.403.602
5	Pendapatan Premi / Premium Earned (3-4)	970.628	3.455.029	(585.696)	3.839.961
6	Beban Klaim Neto / Net Claims Incurred	844.490	1.643.086	4.524.614	7.012.190
7	Biaya Operasional / Operating Expenses	133.133	734.995	1.124.571	1.992.700
8	Laba Usaha Asuransi / Income from Operations (5-6-7)	(6.996)	1.076.948	(6.234.881)	(5.164.929)
9	Hasil Investasi / Investment Income	1.144.176	829.156	5.428.685	7.402.017
10	Pendapatan (Beban) Lain-lain / Other Income (Expenses)	12.841	993.158	4.273.123	5.279.123
11	Laba Sebelum Pajak / Profit Before Tax (8+9+10-11)	1.150.021	2.899.262	3.466.927	7.516.211
12	Pajak Penghasilan / Corporate Tax	382	536.622	-	537.004
13	Laba Setelah Pajak / Profit After Tax (12-13)	1.149.640	2.362.640	3.466.927	6.979.207
14	Laba Komprehensif Lain / Other Comprehensive Income	280.202	289.170	-	569.372
15	Laba (Rugi) Komprehensif / Comprehensive Profit and Loss	1.429.841	2.651.810	3.466.927	7.548.578

\*) Pada 2014 terdapat reklasifikasi pada asuransi wajib. PT Jasa Raharja (Persero) menggantikan PT Askes (Persero) yang berubah menjadi BPJS Kesehatan.

\*) In 2014 there is reclassification in mandatory insurance. PT Jasa Raharja (Persero) replace PT Askes (Persero) which is become BPJS Kesehatan.



Tabel 6.3 Pertumbuhan Data Teknis Tahun 2010 - 2014  
Table 6.3 The Growth of Technical Data in 2010 - 2014

NO.	NAMA PERUSAHAAN NAME OF COMPANY	Dalam Jutaan Rupiah In Million Rupiah				
		2010	2011	2012	2013	2014*
<b>I. PREMI / PREMIUMS</b>						
1	PT ASABRI (Persero)	659.046	766.503	850.736	908.464	970.628
2	PT JASA RAHARJA (Persero)	2.623.602	2.894.769	3.117.996	3.382.705	3.646.244
3	PT TASPEN (Persero)	3.656.328	4.588.655	5.084.121	5.368.146	5.677.427
<b>JUMLAH / TOTAL</b>		<b>10.642.225</b>	<b>13.543.223</b>	<b>9.052.853</b>	<b>9.659.315</b>	<b>10.294.299</b>
<b>II. KLAIM / CLAIMS</b>						
1	PT ASABRI (Persero)	983.905	293.481	615.578	772.690	844.490
2	PT JASA RAHARJA (Persero)	1.544.782	1.768.577	1.747.976	1.680.585	1.643.086
3	PT TASPEN (Persero)	9.781.838	3.882.711	4.784.181	5.608.437	4.524.614
<b>JUMLAH / TOTAL</b>		<b>14.806.554</b>	<b>10.033.001</b>	<b>7.147.735</b>	<b>8.061.712</b>	<b>7.012.190</b>
<b>III. CADANGAN TEKNIS / TECHNICAL RESERVES</b>						
1	PT ASABRI (Persero)	4.818.687	6.520.240	7.340.056	8.240.683	10.306.037
2	PT JASA RAHARJA (Persero)	1.374.472	1.501.408	1.783.706	1.920.583	2.071.385
3	PT TASPEN (Persero)	33.800.472	46.027.984	54.343.900	60.610.290	66.873.414
<b>JUMLAH / TOTAL</b>		<b>41.249.258</b>	<b>56.356.974</b>	<b>63.467.662</b>	<b>70.771.556</b>	<b>79.250.835</b>

\*) Pada 2014 terdapat reklasifikasi pada asuransi wajib. PT Jasa Raharja (Persero) menggantikan PT Askes (Persero) yang berubah menjadi BPJS Kesehatan.

\*) In 2014 there is reclassification in mandatory insurance. PT Jasa Raharja (Persero) replace PT Askes (Persero) which is become BPJS Kesehatan.

**Tabel 6.4 Rekapitulasi Laporan Posisi Keuangan 2010 - 2014**  
**Table 6.4 Consolidated Statement of Financial Position 2010 - 2014**

Dalam Jutaan Rupiah  
 In Million Rupiah

NO.	ASET	2010	2011	2012	2013	2014
<b>I</b>	<b>INVESTASI / INVESTMENTS</b>					
1	Deposito Berjangka dan Sertifikat Deposito / <i>Time Deposit and Certificate Deposit</i>	9.505.857	6.210.544	8.755.576	9.213.656	12.802.457
2	Saham / <i>Stocks</i>	3.089.153	4.378.611	6.295.709	7.431.029	7.278.071
3	Obligasi dan MTN / <i>Bonds and MTN</i>	12.766.707	12.701.820	11.145.375	17.368.937	19.470.505
4	Surat Berharga Yang Diterbitkan Pemerintah / <i>Marketable Securities Issued by Government</i>	17.883.972	26.097.415	27.075.281	19.554.082	23.623.841
5	Sertifikat Bank Indonesia / <i>Bank of Indonesia Promissory Notes</i>	-	-	-	-	-
6	Reksadana / <i>Mutual Funds</i>	1.337.139	2.314.229	6.244.880	6.032.640	7.098.682
7	Penyertaan Langsung / <i>Direct Placement</i>	274.960	379.524	480.224	611.410	596.327
8	Bangunan, Tanah & Bangunan / <i>Property</i>	-	-	1.476	35.379	91.220
9	Pinjaman Hipotik / <i>Mortgage Receivable</i>	-	-	-	-	-
10	Investasi Lain / <i>Other Investments</i>	6.442	1.974	619.720	961.389	1.808.841
11	<b>Jumlah Investasi (1 s.d.10) / Total Investments (1 to 10)</b>	<b>44.864.230</b>	<b>52.084.118</b>	<b>60.618.241</b>	<b>61.208.522</b>	<b>72.769.943</b>
<b>II</b>	<b>BUKAN INVESTASI / NON INVESTMENTS</b>					
12	Kas dan Bank / <i>Cash and Bank</i>	120.436	88.651	141.952	130.772	103.085
13	Tagihan Premi / <i>Premium Receivable</i>	8.873.343	12.311.391	22.148.336	24.795.515	27.231.261
14	Tagihan Reasuransi / <i>Reinsurance Receivable</i>	1.548	307	25.904	14.004	15.686
15	Tagihan Hasil Investasi / <i>Accrued Investment Yield</i>	829.021	941.825	940.510	1.131.557	1.306.706
16	Bangunan, Tanah & Bangunan / <i>Property</i>	143.974	173.083	221.128	284.404	560.303
17	Perangkat Keras Komputer / <i>Computer Hardware</i>	72.942	83.524	169.361	186.234	-
18	Aktiva Tetap Lain / <i>Other Fixed Assets</i>	124.105	211.730	182.134	261.780	326.429
19	Aktiva Lain / <i>Other Assets</i>	716.592	752.163	784.411	895.319	1.145.822
20	<b>Jumlah Bukan Investasi / Non Investments (12 s.d. 19)</b>	<b>10.881.961</b>	<b>14.562.674</b>	<b>24.613.736</b>	<b>27.699.585</b>	<b>30.689.291</b>
<b>III</b>	<b>JUMLAH ASET (11+20) / TOTAL ASSETS (11+20)</b>	<b>55.746.190</b>	<b>66.646.792</b>	<b>85.231.978</b>	<b>88.908.107</b>	<b>103.459.234</b>
<b>IV</b>	<b>UTANG / PAYABLES</b>	<b>1.132.730</b>	<b>682.309</b>	<b>813.479</b>	<b>814.334</b>	<b>813.945</b>
<b>V</b>	<b>CADANGAN TEKNIS / TECHNICAL RESERVES</b>	<b>45.772.236</b>	<b>54.049.632</b>	<b>63.467.662</b>	<b>70.771.556</b>	<b>79.250.835</b>
<b>VI</b>	<b>JUMLAH LIABILITAS / TOTAL LIABILITIES</b>	<b>46.908.634</b>	<b>54.735.798</b>	<b>64.341.359</b>	<b>71.659.785</b>	<b>80.064.781</b>
<b>VII</b>	<b>EKUITAS / EQUITIES</b>	<b>8.837.556</b>	<b>11.910.995</b>	<b>20.890.618</b>	<b>17.248.322</b>	<b>23.394.453</b>
<b>VIII</b>	<b>JUMLAH LIABILITAS DAN EKUITAS (VI +VII) / TOTAL LIABILITIES &amp; EQUITIES (VI +VII)</b>	<b>55.746.190</b>	<b>66.646.793</b>	<b>85.231.978</b>	<b>88.908.107</b>	<b>103.142.849</b>

\*) Pada 2014 terdapat reklasifikasi pada asuransi wajib. PT Jasa Raharja (Persero) menggantikan PT Askes (Persero) yang berubah menjadi BPJS Kesehatan.  
 \*) In 2014 there is reclassification in mandatory insurance. PT Jasa Raharja (Persero) replace PT Askes (Persero) which is become BPJS Kesehatan.

**Tabel 6.5 Pertumbuhan Data Teknis Tahun 2010 - 2014**  
**Table 6.5 The Growth of Technical Data in 2010 - 2014**

Dalam Jutaan Rupiah  
*In Million Rupiah*

NO.	KETERANGAN / DESCRIPTION	2010	2011	2012	2013	2014*
1	Premi Bruto / Gross Premiums	7.357.797	8.283.845	9.092.699	9.705.168	10.294.299
2	Premi Reasuransi / Reinsurance Premiums	30.297	33.918	39.846	45.853	50.736
3	Premi Neto / Net Premiums (1-2)	7.327.500	8.249.927	9.052.853	9.659.315	10.243.563
4	Kenaikan Cadangan Premi / Increased in Premium Reserves	5.776.503	8.248.853	8.840.745	7.275.908	6.403.602
5	Pendapatan Premi / Premium Earned (3-4)	1.550.997	1.074	212.108	2.383.406	3.839.961
6	Beban Klaim Neto / Net Claims Incurred	5.239.795	5.944.770	7.147.735	8.061.712	7.012.190
7	Biaya Operasional / Operating Expenses	320.461	531.316	35.984	62.092	1.992.700
8	Laba Usaha Asuransi / Income from Operations (5-6-7)	(4.009.259)	(6.475.012)	(6.971.611)	(5.740.397)	(5.164.929)
9	Hasil Investasi / Investment Income	4.918.475	5.127.021	5.745.701	5.750.273	7.402.017
10	Pendapatan (Beban) Lain-lain / Other Income (Expenses)	1.284.243	3.739.820	3.890.071	3.762.967	5.279.123
11	Laba Sebelum Pajak / Profit Before Tax (8+9+10-11)	2.193.459	2.391.829	2.664.161	3.772.843	7.516.211
12	Pajak Penghasilan / Corporate Tax	250.430	316.373	377.821	464.560	537.004
13	Laba Setelah Pajak / Profit After Tax (12-13)	1.943.029	2.075.457	2.286.340	3.308.284	6.979.207
14	Laba Komprensif Lain / Other Comprehensive Income	-	-	-	(202.095)	569.372
15	Laba (Rugi) Komprehensif / Comprehensive Profit and Loss	1.943.029	2.075.457	2.286.340	3.106.189	7.548.578

\*) Pada 2014 terdapat reklasifikasi pada asuransi wajib. PT. Jasa Raharja (Persero) menggantikan PT Askes (Persero) yang berubah menjadi BPJS Kesehatan.

\*\*) In 2014 there is reclassification in mandatory insurance. PT. Jasa Raharja (Persero) replace PT Askes (Persero) which is become BPJS Kesehatan.

HALAMAN INI SENGAJA DIKOSONGKAN  
*THIS PAGE IS INTENTIONALLY LEFT BLANK*

# **PIALANG ASURANSI DAN REASURANSI**

---

*INSURANCE AND REINSURANCE BROKERS*

# **2014**

**PERASURANSIAN INDONESIA / INDONESIA INSURANCE**

HALAMAN INI SENGAJA DIKOSONGKAN  
*THIS PAGE IS INTENTIONALLY LEFT BLANK*

TABEL 7.1 / TABLE 7.1

**REKAPITULASI JUMLAH KLAIM YANG DINILAI OLEH PERUSAHAAN PENILAI KERUGIAN ASURANSI**  
**THE RECAPITULATION OF CLAIMS APPRAISED BY LOSS ADJUSTERS**

 Dalam Satuan  
 In Unit

No	Nama Perusahaan Name of Company	Jumlah Klaim Dinilai Number of Claims Appraised				
		2010	2011	2012	2013	2014
<b>Swasta Nasional / National Private</b>						
1	PT Ardilla Solorina	1	35	39	-	9
2	PT Bahtera Arthaguna Parama	248	210	263	218	235
3	PT Bahtera Arung Persada	281	229	358	292	206
4	PT Dharma Nilaitama	-	695	595	527	539
5	PT Emca Jaya Utama	-	-	-	-	-
6	PT General Adjuster Indonesia	303	357	389	658	755
7	PT Global Internusa Adjusting	-	-	46	198	934
8	PT Insurindo Loss Adjuster*)	5	-	28	-	-
9	PT Japenansi Nusantara	523	-	375	445	934
10	PT MCO Prima Indonesia	-	-	-	12	44
11	PT Multi Pilar Jasa Pirsas Nusa	164	157	125	154	130
12	PT Pandu Halim Perkasa (d/h PT PHP Ariecs & Richardsons)	303	419	-	540	515
13	PT Patnerindo Adjastama**)	28	-	-	-	-
14	PT Pramayasa Vaisha Adjuster	11	-	43	81	73
15	PT Prima Adjusterindo Mandiri	617	490	474	1.012	1.936
16	PT Royal Conocean International Adjuster	199	222	173	171	123
17	PT Sapalans Makarti	82	143	82	67	65
18	PT Saptas Pirsas Mandiri	177	-	151	95	73
19	PT Sthira Budi Madhyasta	57	-	68	73	58
20	PT Universal Nilaitama***)	-	-	-	-	26
21	PT Utama Nilai Sentosa	55	-	77	258	208
<b>JUMLAH / SUBTOTAL</b>		<b>3.054</b>	<b>2.957</b>	<b>3.286</b>	<b>4.801</b>	<b>6.863</b>
<b>Patungan / Joint Venture</b>						
1	PT Axis International Indonesia	280	-	189	233	234
2	PT Cunningham Lindsey Indonesia	584	562	897	1.221	1.883
3	PT Mc Larens Indonesia	693	-	1.067	997	1.019
4	PT Nippon Kaiji Kentei Kyokai	898	547	555	609	676
5	PT Radita Hutama Internusa	1.228	919	149	1.047	405
6	PT Satria Dharma Pusaka Crawford THG	755	-	626	701	764
<b>JUMLAH / SUBTOTAL</b>		<b>4.438</b>	<b>2.028</b>	<b>3.483</b>	<b>4.808</b>	<b>4.981</b>
<b>JUMLAH SELURUHNYA / GRAND TOTAL</b>		<b>7.492</b>	<b>4.985</b>	<b>6.769</b>	<b>9.609</b>	<b>11.844</b>

\*) Tidak Menyampaikan Laporan/Have Not Submitted Annual Report

\*\*) Izin Usaha Telah Dicabut/Licenses have been revoked

\*\*\*) Pemberian izin Usaha Tahun 2014/New licence at the end 2014

**Tabel 7.2 Rekapitulasi Premi dan Komisi Tahun 2014**  
**Table 7.2 The Recapitulation of Premiums and Commissions in 2014**

No	NAMA PERUSAHAAN NAME OF COMPANY	Dalam Jutaan Rupiah In Million Rupiah		Dalam Jutaan Rupiah In Million Rupiah		Dalam Jutaan Rupiah In Million Rupiah		Dalam Jutaan Rupiah In Million Rupiah		Dalam Jutaan Rupiah In Million Rupiah	
		Harta Benda / Property Komisi	Premium	Kendaraan Bermotor / Komisi	Premium	Pengangkutan / Marine Komisi	Premium	Rangka Kapal / Marine Hull Komisi	Premium	Rangka Pesawat / Aviation Komisi	Premium
(1)	(2)	(3)	(4)	(5)	(6)	(7)	(8)	(9)	(10)	(11)	(12)
PERUSAHAAN PIALANG ASURANSI SWASTA NASIONAL											
NATIONAL PRIVATE INSURANCE BROKERS											
1	PT AA Pialang Asuransi	13	129	36	316	50	208	-	-	-	-
2	PT Abadi Proteksindo Artha	85	601	357	1.728	3	21	45	452	-	-
3	PT Adi Antara Asia	5.211	34.740	759	3.795	3.688	24.587	-	-	-	-
4	PT Adonai Pialang Asuransi (d/h PT Metanoia Mulia Agung)	5	29	1	8	4	34	-	-	-	-
5	PT Advis Terapan Proteksindo (d/h PT Mosesa Rizki Makmur)	294	3.227	47	205	79	598	461	5.756	-	-
6	PT Algra Insurance Brokers (d/h PT Atap Indah Insurance Brokers)	-	-	-	-	-	-	-	-	386	3.856
7	PT Alih Risiko Makna Sejahtera	1.134	8.613	305	1.452	824	6.201	421	9.235	-	-
8	PT Andika Mitra Sejahti	82	511	172	702	-	-	-	-	-	-
9	PT Andromeda International	-	-	-	-	-	-	-	-	-	-
10	PT Antar Nusa Proteksi	-	-	-	-	-	12	-	-	-	-
11	PT Antara Intermediary Indonesia	2.124.319	14.367.668	499.519	2.378.901	1.640.350	6.020.161	310.449	3.142.294	-	-
12	PT Anugerah Bersama Berkah Abadi	113	739	73	782	-	-	-	-	-	-
13	PT Anugrah Atma Adiguna (d/h PT Anugrah Insurance Broker)	14.116	93.272	27.391	119.826	-	-	-	-	-	-
14	PT Anugrah Medal Broker	663	4.418	-	-	-	-	-	-	-	-
15	PT Artha Raharja (d/h PT Artha Raharja Insurance Broker)	400.174	4.459.226	718.927	2.835.226	6.408	27.356	-	-	-	-
16	PT Asia Finance Risk (d/h PT Asurindo Media Cipta)	330	16.469	777	38.784	-	-	-	-	-	-
17	PT Asia International Insurance Brokers	-	-	35	-	18	-	146	1.660	-	-
18	PT Asta Kanti	78	363	65	268	69	744	-	-	-	-
	PT Asyik Sarana Sejahtera	1	18	55	355	-	-	-	-	-	-
19	PT Axle Asia	5.388	39.108	1.627	9.154	-	-	3.101	24.379	-	-
20	PT Bahtera Mitra Jasa	123	810	118	479	351	955	-	-	-	-
	PT Barron Pandu Abadi	-	-	-	-	-	-	-	-	-	-
21	PT Best Proteksi Indonesia	287	1.175	34	140	22	122	-	-	-	-
22	PT BGIB Insurance Broker	1.398	9.319	557	2.227	202	1.867	-	-	7.202	72.020
23	PT Bhineka Cipta Lestari	583	3.802	95	387	32	130	-	-	-	-
24	PT Bina Dana Sejahtera	953	13.132	307	5.088	40	541	245	5.586	-	-
25	PT Bina Kridatama Nusantara	196	1.402	25	109	1.098	4.768	760	6.846	-	-



No	NAMA PERUSAHAAN NAME OF COMPANY	Harta Benda / Property		Kendaraan Bermotor /		Pengangkutan / Marine		Rangka Kapal / Marine Hull		Rangka Pesawat / Aviation	
		Komisi Commission	Premium Premium	Komisi Commission	Premium Premium	Komisi Commission	Premium Premium	Komisi Commission	Premium Premium	Komisi Commission	Premium Premium
(1)	(2)	(3)	(4)	(5)	(6)	(7)	(8)	(9)	(10)	(11)	(12)
26	PT Bina Murindo Insurance Broker	-	-	-	-	-	-	-	-	-	-
27	PT Binacentra Puma	11.589	78.464	182	1.270	-	-	-	-	-	-
	PT Bintang Jasa Selaras Insurance Broker	-	-	-	-	-	-	-	-	-	-
28	PT Brilliant Insurance Brokers	547	3.490	485	2.318	54	300	-	-	-	-
29	PT Bringin Sejahtera Makmur	10.495	108.803	2.111	27.842	35	263	2.370	72.166	-	-
30	PT Brocade Insurance Broker (d/h PT Anugerah Tirta Masindo)	-	-	13	39	-	-	-	-	-	-
31	PT Buana Jasa Pratama	1.396	8.731	871	3.095	588	2.679	-	-	-	-
32	PT Buana Lintas Persada	-	-	-	-	-	-	-	-	-	-
33	PT Bumi Insurance Brokers (d/h PT Energy Broker Indonesia)	1	5	1	2	-	-	-	-	-	-
34	PT Caraka Mulia	5.774	36.490	100	4.444	53	320	1.948	29.847	-	-
35	PT Central Antar Jasa	467	15.167	388	7.567	44	980	-	-	-	-
36	PT Cipta Integra Duta	-	-	-	-	-	-	-	-	-	-
37	PT Cipta Uni Jasa	-	-	-	-	-	-	-	-	-	-
38	PT Dharma Honoris Raksa Pratama	320	817	20	78	-	-	-	-	-	-
39	PT Dinamika Prima Servitama	5.059	30.919	1.249	6.705	2.794	11.916	-	-	-	-
40	PT Dinda Pradana Insurance Broker	286	1.913	341	2.274	620	4.132	-	-	-	-
41	PT Drita Insurance Broker	1.635	12.156	675	3.219	1.401	2.817	-	-	-	-
42	PT Duta Semesta Raya (PT Duta Sewu Raya)	24.270	170.078	4.915	20.627	6.490	30.596	-	-	-	-
43	PT Estika Jasatama	-	-	-	-	-	-	-	-	-	-
44	PT Experta Jamin Lindung Kencana	-	-	-	-	-	-	-	-	-	-
45	PT Felima Orient Pacific	14	107	16	82	-	-	-	-	-	-
46	PT Fistlight Indonesia Insurance Brokers	1.516	8.781	7.948	52.989	210	1.087	-	2.113.257	-	16.998.056
	PT Fokus Solusi Proteksi	-	-	-	-	-	-	-	-	-	-
47	PT Fred Marius Sabini Insurance Broker	3.906	24.952	1.483	6.064	328	1.456	-	-	-	-
48	PT Fresnel Perdana Mandiri	5.154	28.668	1.741	5.203	1.560	4.455	2.077	14.616	-	-
	PT Futura Finansial Prosperindo	-	-	-	-	-	-	-	-	-	-
49	PT Gelora Karya Jasatama	6.656	63.161	225	2.358	92	1.157	735	9.648	-	-
50	PT Global Insurance Broker (d/h PT Pialang Asuransi BancBali)	604	4.026	234	935	74	370	283	1.885	-	-
51	PT Global Risk Management	69	461	-	-	106	975	8	60	-	-
52	PT Grasia Media Utama	-	-	-	-	-	-	-	-	-	-
53	PT Hagati Brokerindo	-	-	1.620	22.579	-	-	-	-	-	-
54	PT IB Insurance Broking (d/h PT Independent Broker)	25	156	120	389	884	1.057	-	-	-	-
55	PT IBS Insurance Broking Service	31.743	298.154	8.038	36.999	19.372	80.583	3.449	32.663	-	-
56	PT Indomobil Insurance Consultant	2.121	14.299	1.232	6.464	209	1.562	-	-	-	-
57	PT Indonesia Insurance Brokers (d/h PT Coverindo Utama Services Insurance Broker)	50	330	61	243	103	689	154	2.203	-	-

No	NAMA PERUSAHAAN NAME OF COMPANY	Harta Benda / Property		Kendaraan Bermotor /		Pengangkutan / Marine		Rangka Kapal / Marine Hull		Rangka Pesawat / Aviation	
		Komisi Commission	Premi Premium	Komisi Commission	Premi Premium	Komisi Commission	Premi Premium	Komisi Commission	Premi Premium	Komisi Commission	Premi Premium
(1)	(2)	(3)	(4)	(5)	(6)	(7)	(8)	(9)	(10)	(11)	(12)
58	PT Indosurance Broker Utama	15.688	85.638	5.505	25.667	8.497	33.502	5.071	41.334	-	-
59	PT Inso Multi Pratama	48	240	38	150	38	150	66	310	-	-
60	PT Insurance Broker Consultant International	6	35	10	53	26	221	-	-	-	-
61	PT Inter Rajasa Putra	653	3.474	631	2.585	468	1.975	35	253	-	-
62	PT Intercoastal Indonesia	-	-	-	-	-	-	1.200.247	7.614.936	-	-
63	PT Interjasa Kreasi Brokerindo	-	-	-	-	-	-	1.541	7.230	-	-
64	PT ISTIPRO Inti Nusa	2	15	23	130	22	125	1	4	-	-
65	PT Jasa Advindo Sejahtera	73	393	22	73	5	13	-	-	-	-
66	PT Java Insurance Brokers	39	195	3	14	24	121	10	51	-	-
67	PT Jaya Proteksindo Sakti	4.036	35.033	1.459	7.473	2.354	6.872	-	-	-	-
68	PT Jets Indonesia	407	2.427	363	1.493	161	1.055	320	2.423	-	-
69	PT Jupiter Insurance Broker and Consultant	1.346	15.811	318	1.934	-	-	-	-	-	-
70	PT Kali Besar Raya Utama	51.093	383.423	17.747	108.916	28.449	222.516	9.704	81.679	1.330	8.906
71	PT Kantata Mitra Jamindo	6	42	2	8	-	-	-	-	-	-
72	PT Krida Upaya Tunggal	9.076	80.219	401	2.778	433	3.745	2.097	28.494	-	-
73	PT Laren Insurance Broker	18	121	74	295	25	105	79	436	-	-
74	PT Lead Insurance Brokers (d/h PT Lintas Sentralindo)	264.454	1.734.125	104.264	423.644	64.262	323.097	-	-	-	-
75	PT Liberty & General Risk Service	952	6.770	263	1.063	254	1.112	413	2.866	-	-
76	PT Lidean Pialang Asuransi	663	5.716	424	3.102	925	2.570	342	2.719	-	-
77	PT Lumbang Sari	1.647	12.124	1.056	11.209	928	5.455	-	-	-	-
78	PT Madani Karsa Mandiri	1.973	9.061	907	1.896	-	-	-	-	-	-
79	PT Magnis Mitra Sejahtera	3.136	20.794	2.189	8.300	290	1.479	-	-	-	-
80	PT Maju Anugerah Proteksi (d/h PT Bikuetza Artha Prima)	0	1	1	6	7	30	826	11.309	-	-
81	PT Makna Mandiri Insurance Broker	-	-	-	-	-	-	-	-	-	-
82	PT Manggala Artha Sejahtera (d/h PT Pundi Fusindo)	289	1.918	15	64	21	103	-	-	-	-
83	PT Manunggal Bhakti Suci	2.764	9.591	20	103	16	60	-	-	-	-
84	PT Megah Putra Manunggal	3.402	17.943	519	2.285	158	645	-	-	-	-
85	PT Metropolitan Krida Jaya	-	-	-	-	-	-	-	-	-	-
86	PT Mitra Cipta Proteksindo	427	2.805	4	17	4	25	1.137	9.313	179	562
87	PT Mitra Dhana Atmharaksha	776	5.172	27	178	450	2.998	-	-	25	-
88	PT Mitra Harmoni Insurance Broker	1.768	13.142	572	2.577	100	418	311	3.269	-	-
89	PT Mitra Iswara & Rorimpandey	76.892	570.296	13.966	65.021	12.557	61.864	304	2.752	-	-
90	PT Mitra Jasa Pratama	304	1.139	1	15	34	124	28	250	-	-
91	PT Mitra Sentosa Paramaabadi	617.557	4.117.049	1.276	5.103	41.040	205.199	-	-	-	-

No	NAMA PERUSAHAAN NAME OF COMPANY	Harta Benda / Property		Kendaraan Bermotor /		Pengangkutan / Marine		Rangka Kapal / Marine Hull		Rangka Pesawat / Aviation	
		Komisi Commission	Premi Premium	Komisi Commission	Premi Premium	Komisi Commission	Premi Premium	Komisi Commission	Premi Premium	Komisi Commission	Premi Premium
(1)	(2)	(3)	(4)	(5)	(6)	(7)	(8)	(9)	(10)	(11)	(12)
91	PT Mitra Sinergi Proteksiindo (PT Star Trustama Indonesia)	37	204	319	1.380	0	1	-	-	-	-
92	PT Mitramandiri Pialang Asuransi	54	375	3	13	-	-	-	-	-	-
93	PT Multi Artha Insurance Brokers	632	3.493	12.796	63.553	469	2.346	-	-	-	-
94	PT Multi Asih Pratama	2.966	-	445	-	355	-	1.690	-	-	-
95	PT Multiniaga Intermedia Proteksi (d/h PT Gemah Ripah Intermedia Proteksi)	405	3.584	59	377	15	154	47	289	-	-
96	PT Munich Lloyd International Brokers	1.395	8.990	143	574	510	1.975	-	-	-	-
97	PT Nadi Jasa Pratama	-	-	-	-	-	-	-	-	-	-
98	PT National Insurance Brokers	3.863	21.632	412	1.210	36	151	537	3.364	-	-
99	PT Nugraha Perkasa Mandiri	117	782	19	106	125	458	26	267	-	-
100	PT Nusadua Pialang Asuransi	-	-	-	-	-	-	-	-	-	-
101	PT Nusantara Insurance Broker & Consultant (d/h PT Java Raya Insurance Broker)	2.653	14.629	156	755	13	122	161	803	-	-
102	PT Pacific Indonesia Berjaya	550	3.929	31	117	0	5.965	430	3.516	-	-
103	PT PAIB Indonesia	1.720	10.791	639	2.604	467	421	41	411	-	-
104	PT Paladin International (tidak ada dalam daftar 2014)	-	-	-	-	-	-	-	-	-	-
105	PT Partnerindo Inti Cipta	1.961	11.772	190	1.559	786	3.287	-	-	-	-
106	PT Pasindo Utama (d/h PT Kwartira Wirakarsa)	46	435	31	125	-	-	64	676	-	-
107	PT Pegasus Insurindo	6	46	11	54	-	-	40	233	-	-
108	PT Penta Pro Indonesia	-	-	-	-	-	-	-	-	-	-
109	PT Perdana Wahana Sentosa	-	-	-	-	-	-	-	-	-	-
110	PT Perisai Bhakti Rahardjo	424	4.222	59	233	-	-	-	-	-	-
111	PT Perisai Indonesia	536	2.393	326	242	83	166	41	301	-	-
112	PT Pertani Sejahtera	-	-	-	-	-	-	-	-	-	-
113	PT Premier Investama Bersama	165	1.106	143	713	66	301	-	-	-	-
114	PT Proasia Broker Asuransi	4	27	15	92	14	68	-	-	-	-
115	PT Proteksi Antar Nusa (d/h PT Dian Sarana Proteksi)	-	-	-	-	-	-	-	-	-	-
116	PT Proteksi Pradana	40	229	205	622	72	322	270	1.522	-	-
117	PT Proteksiindo Broker Asuransi	54.613	290.422	90.425	361.701	39.531	199.084	-	-	-	-
118	PT Rajawali Insurance Brokers	1.099	6.346	328	1.503	97	381	-	-	-	-
119	PT Rajawali Pialang Asuransi	834	5.583	494	2.009	709	3.716	256	2.518	-	-
120	PT Rama Mitra Jasa	758	4.835	58	250	16	96	-	-	-	-
121	PT Rimas Proteksiindo Utama	8	58	3	14	-	-	155	802	-	-
123	PT Royal Imperium Broker Services	249	1.563	136	611	16	84	170	2.408	-	-
124	PT Safe Insurance Brokers	2	11	7	38	-	-	-	-	-	-
125	PT Saksama Arta	2.833	18.146	47	199	22	130	-	-	-	-
122	PT Salvus Inti (d/h PT Risk Services Indonesia)	324	2.081	2.190	9.360	44	270	-	-	-	-
126	PT Saptia Miles Indonesia	242	1.604	50	201	73	469	-	-	-	-

No	NAMA PERUSAHAAN NAME OF COMPANY	Harta Benda / Property		Kendaraan Bermotor /		Pengangkutan / Marine		Rangka Kapal / Marine Hull		Rangka Pesawat / Aviation	
		Komisi Commission	Premi Premium	Komisi Commission	Premi Premium	Komisi Commission	Premi Premium	Komisi Commission	Premi Premium	Komisi Commission	Premi Premium
(1)	(2)	(3)	(4)	(5)	(6)	(7)	(8)	(9)	(10)	(11)	(12)
127	PT Sarana Janesia Utama	14.497	605.124	2.809	12.055	1.914	11.969	918	10.801	-	-
128	PT Sathya Wahana Indonesia	3.048	18.786	915	3.541	372	2.037	444	3.170	-	-
129	PT Sedana Pasifik Servistama	225	1.501	319	1.402	54	258	117	1.577	-	-
130	PT Sehati Mitra Realita Indonesia Wati Nusa (d/h PT Sehati Mitra Realita Indonesia)	-	-	32	183	20	137	-	-	-	-
131	PT Sentana Mitra Kualita	159	1.157	105	441	2	14	-	-	-	-
132	PT Shinta Inserve	1.096	1.644	2.004	3.006	1.258	1.888	274	411	-	-
133	PT Siar Perdana Asuransi	840	4.580	-	-	-	-	-	-	-	-
134	PT Sinergi Adi Utama	77	326	-	-	33	133	-	-	-	-
135	PT Sinergi Mitratama Proteksi	36.193	221.563	34.838	164.605	367.519	1.478.687	-	-	-	-
136	PT Sino Palapa Insurance Brokers	-	742	-	6	-	75	-	-	-	-
137	PT Talisman Insurance Brokers	23.484	143.816	1.985	8.504	9.056	46.186	823	7.030	-	-
138	PT Terraspan Indonesia	-	-	-	-	-	-	-	-	-	-
139	PT Tigara Mitra Sejahtera	1	2	13	25	-	-	-	-	-	-
140	PT Tin Dharma Proteksi	7.584	72.849	261	3.163	231	2.908	5	58	-	-
141	PT Trust Insurance Broker (d/h PT Transpacific Insurance Broker)	-	-	-	-	-	-	-	-	-	-
142	PT Tugu Insurance Brokers	1.922	22.705	1.138	5.586	1.155	7.071	437	4.022	-	-
143	PT United Insurance Services	1.070	7.468	601	2.718	2.733	6.995	664	7.053	-	-
144	PT Vega Prima Insurindo	99	614	198	823	43	133	269	1.130	-	-
145	PT Visi Bersama Serantau	22	123	25	79	87	278	-	-	-	-
146	PT Web Proteksi Solusindo	755	4.192	107	448	48	192	-	-	-	-
<b>JUMLAH / SUBTOTAL</b>		<b>3.898.343</b>	<b>28.630.088</b>	<b>1.592.538</b>	<b>6.946.667</b>	<b>2.277.846</b>	<b>8.890.207</b>	<b>1.557.063</b>	<b>11.221.285</b>	<b>2.122.379</b>	<b>17.083.400</b>
<b>PERUSAHAAN PIALANG ASURANSI PATUNGAN</b>											
<b>JOINT VENTURE INSURANCE BROKES</b>											
1	PT AON Indonesia (d/h PT AON Lippo Indonesia)	47.534	539.307	3.254	16.534	5.838	53.508	2.037	44.018	895	8.913
2	PT Howden Insurance Brokers Indonesia (d/h PT Accette Broker Asuransi)	15	146	0	2	4	22	0	1	-	-
3	PT Jardine Lloyd Thompson (d/h PT Jardine Insurance Broke)	26.749	319.766	772	6.997	1.264	6.263	5.860	43.876	5.810	74.344
4	PT Marsh Indonesia (d/h PT Sedgwick James Dharmala)	66.654	1.086.658	6.859	35.647	14.771	107.787	12.398	111.751	-	-
5	PT Panasonic Insurance Service Indonesia (d/h PT Matsushita General Insurance Broker Ind)	4.523	49.283	159	687	638	6.321	-	-	-	-
6	PT Toyota Tsusho Insurance Broker Indonesia (PT Wahana Bangun Jasa)	13.439	94.808	1.175	5.617	4.882	38.279	-	-	-	-
7	PT Willis Indonesia	6.362	70.679	1.029	4.097	2.489	14.182	2.400	66.951	7.208	103.205
<b>JUMLAH / SUBTOTAL</b>		<b>165.275</b>	<b>2.160.647</b>	<b>13.248</b>	<b>69.581</b>	<b>29.885</b>	<b>226.362</b>	<b>22.695</b>	<b>266.597</b>	<b>13.913</b>	<b>186.462</b>

No	NAMA PERUSAHAAN NAME OF COMPANY	Harta Benda / Property		Kendaraan Bermotor /		Penggangkutan / Marine		Rangka Kapal / Marine Hull		Rangka Pesawat / Aviation	
		Komisi Commission	Premi Premium	Komisi Commission	Premi Premium	Komisi Commission	Premi Premium	Komisi Commission	Premi Premium	Komisi Commission	Premi Premium
(1)	(2)	(3)	(4)	(5)	(6)	(7)	(8)	(9)	(10)	(11)	(12)
PERUSAHAAN PIALANG REASURANSI											
REINSURANCE BROKERS											
1	PT Adhi Lintas Tanase	883	11.825	306	3.255	117	1.763	1.882	24.408	-	-
2	PT Adi Pratama Asia	716	7.871	472	5.085	185	967	150	1.154	32	42
	PT Andalan Resiko Lestari	1	40	-	-	-	-	27	299	-	-
3	PT AON Benfield Indonesia (d/h PT Aon Reinsurance Brokers Indonesia)	70	6.538	-	-	-	-	234	4.631	1	999
4	PT Artha Dana Mandiri	1.831	17.011	1	9	753	4.730	42	425	-	-
5	PT Asiare Binajasa	1.578	23.412	-	-	8	66	746	6.381	-	-
6	PT Asrinda Arthasangga	-	-	-	-	-	-	-	-	-	-
7	PT Best One Asia Reinsurance Brokers	7	183	-	-	237	926	1.198	5.661	207	482
8	PT Chartered Reinsurance Brokers	120	-	-	-	-	-	-	-	-	-
9	PT Cipta Colemont Asia Reinsurance Broker	-	-	-	-	-	-	1.857	14.259	-	-
	PT Dharmapala	-	-	-	-	-	-	-	-	-	-
10	PT Energi Mandiri Internasional	-	-	-	-	-	-	18	205	-	-
11	PT Esa Bina Sejati	688	15.243	1.025	14.354	71	609	227	3.111	-	-
12	PT Fortice Adhitama	-	-	-	-	-	-	-	-	-	-
13	PT Hanfer Indonesia (d/h PT Multisentra Wahana Asuransi)	158	538	3	14	116	257	1.474	6.292	-	-
14	PT Holmes Reinsurance Brokers	320	912	18	75	2.809	4.459	73	331	-	-
15	PT IBS Reinsurance Brokers	7.985	68.826	35	333	(1.291)	12.977	1.065	6.042	-	-
16	PT Ibu Reinsurance Broker Utama	439	5.009	39	370	2.318	10.721	472	17.549	-	-
17	PT Igna Asia	131	1.282	1	4	51	350	251	1.923	-	-
18	PT Jasa Cipta Rembaka	-	-	-	-	-	-	-	-	-	-
19	PT Mandiri International (tidak ad dalam daftar 2014)	-	-	-	-	-	-	-	-	-	-
20	PT Mega Jasa Reinsurance Brokers	2.365	6.860	-	-	2.626	7.059	1.473	6.414	-	-
21	PT Paragon Reinsurance Brokers	24	364	-	-	-	-	-	-	-	-
22	PT Parare International	-	-	-	-	-	-	10	59	-	-
23	PT Pialang Reasuransi Dekal Indonesia	460	4.791	2	19	201	1.148	367	-	-	-
24	PT Proteksi Wahana Sentosa	2.658	9.400	-	-	15	81	299	888	420	1.603
25	PT Simas Reinsurance Brokers	14.475	312.930	6	79	2.145	11.751	806	16.423	243	1.502
26	PT Tata Re International	1.082	18.077	-	-	325	2.292	-	-	-	-
27	PT Trinity Re (PT Talisman International)	4.632	144.274	327	7.568	548	10.348	43	1.217	-	-
28	PT United Pialang Reasuransi	-	-	-	-	-	-	-	-	-	-
29	PT Viva Broker Reasuransi Indonesia	1.195	11.950	264	2.640	31	310	20	200	-	-
30	PT Marsh Reinsurance Brokers Indonesia (d/h PT Peranas Agung)	664	7.977	-	-	60	1.043	8	3.003	3.275	13.898
JUMLAH / SUBTOTAL		42.482	675.313	2.499	33.806	11.325	71.857	12.742	120.874	4.178	18.526
JUMLAH SELURUHNYA / GRAND TOTAL		4.106.100	31.466.049	1.608.285	7.050.055	2.319.056	9.188.425	1.592.500	11.608.756	2.140.471	17.288.388

Dalam Jutaan Rupiah  
In Million Rupiah

No (1)	NAMA PERUSAHAAN NAME OF COMPANY (2)	Satelit /Satellite (13)		Energi On-Shore/ Energy (15)		Energi Off-Shore /Energy (17)		Rekayasa/Engineering (19)		Tanggung Gugat/Liability (21)		Premi Premium (22)
		Komisi Commission (13)	Premi Premium (14)	Komisi Commission (15)	Premi Premium (16)	Komisi Commission (17)	Premi Premium (18)	Komisi Commission (19)	Premi Premium (20)	Komisi Commission (21)		
PERUSAHAAN PIALANG ASURANSI SWASTA NASIONAL												
NATIONAL PRIVATE INSURANCE BROKERS												
1	PT AA Pialang Asuransi	-	-	-	-	-	-	142	895	-	-	-
2	PT Abadi Proteksindo Artha	-	-	-	-	-	-	-	-	6	107	-
3	PT Adi Antara Asia	-	-	-	-	-	-	-	-	-	-	-
4	PT Adonal Pialang Asuransi (d/h PT Metanoia Mulia Agung)	-	-	-	-	-	-	-	-	-	-	-
5	PT Advis Terapan Proteksindo (d/h PT Mosesa Rizki Makmur)	-	-	543	4.118	-	-	38	364	92	800	-
6	PT Aigra Insurance Brokers (d/h PT Atap Indah Insurance Brokers)	-	-	-	-	-	-	-	-	-	-	-
7	PT Alih Risiko Makna Sejahtera	-	-	-	-	-	-	5	24	19	85	-
8	PT Andika Mitra Sejati	-	-	-	-	-	-	-	-	-	-	-
9	PT Andromeda International	-	-	-	-	-	-	-	-	-	-	-
10	PT Antar Nusa Proteksi	-	-	-	-	-	-	-	-	-	-	-
11	PT Antara Intermediary Indonesia	-	-	-	-	-	-	234.915	1.893.047	132.087	775.355	-
12	PT Anugerah Bersama Berkah Abadi	-	-	-	-	-	-	-	-	-	-	-
13	PT Anugrah Atma Adiguna (d/h PT Anugrah Insurance Broker)	-	-	-	-	-	-	-	-	-	-	-
14	PT Anugrah Medal Broker	-	-	-	-	-	-	-	-	-	-	-
15	PT Artha Raharja (d/h PT Artha Raharja Insurance Broker)	-	-	-	-	-	-	-	-	-	-	-
16	PT Asia Finance Risk (d/h PT Asurindo Media Cipta)	-	-	-	-	-	-	24	1.213	0	5	-
17	PT Asia International Insurance Brokers	-	-	-	-	-	-	-	-	-	-	-
18	PT Asta Kanti	-	-	-	-	-	-	-	-	-	-	-
	PT Asyiki Sarana Sejahtera	-	-	-	-	-	-	-	-	-	-	-
19	PT Axle Asia	-	-	-	-	-	-	2.801	18.905	546	2.649	-
20	PT Bahtera Mitra Jasa	-	-	-	-	-	-	-	-	1	7	-
	PT Barron Pandu Abadi	-	-	-	-	-	-	-	-	-	-	-
21	PT Best Proteksi Indonesia	-	-	-	-	-	-	-	-	-	-	-
22	PT BGIB Insurance Broker	-	-	-	-	-	-	-	-	97	645	-
23	PT Bhineka Cipta Lestari	-	-	-	-	-	-	-	-	-	-	-
24	PT Bina Dana Sejahtera	-	-	-	-	-	-	222	3.537	7	94	-
25	PT Bina Kridatama Nusantara	-	-	-	-	-	-	985	7.575	4	20	-

No (1)	NAMA PERUSAHAAN NAME OF COMPANY (2)	Satelit /Satellite		Energi On-Shore/ Energy		Energi Off-Shore /Energy		Rekayasa/Engineering		Tanggung Gugat/Liability	
		Komisi Commission (13)	Premium Premium (14)	Komisi Commission (15)	Premium Premium (16)	Komisi Commission (17)	Premium Premium (18)	Komisi Commission (19)	Premium Premium (20)	Komisi Commission (21)	Premium Premium (22)
26	PT Bina Murindo Insurance Broker	-	-	-	-	-	-	-	-	-	-
27	PT Binacentra Purna	-	-	-	-	-	-	353	2.184	1	9
	PT Bintang Jasa Selaras Insurance Broker	-	-	-	-	-	-	-	-	-	-
28	PT Brilliant Insurance Brokers	-	-	-	-	-	-	-	-	-	11
29	PT Bringin Sejahtera Makmur	-	-	-	-	-	-	993	35.650	-	-
30	PT Brocade Insurance Broker (d/h PT Anugerah Tirta Masindo)	-	-	-	-	-	-	36	181	-	-
31	PT Buana Jasa Pratama	-	-	-	-	-	-	303	1.910	220	1.092
32	PT Buana Lintas Persada	-	-	-	-	-	-	-	-	-	-
33	PT Bumi Insurance Brokers (d/h PT Energy Broker Indonesia)	-	-	-	-	-	-	-	-	-	-
34	PT Caraka Mulia	-	-	-	-	-	-	1.043	7.531	-	-
35	PT Central Antar Jasa	-	-	-	-	-	-	6	172	-	-
36	PT Cipta Integra Duta	-	-	-	-	-	-	-	-	-	-
37	PT Cipta Uni Jasa	-	-	-	-	-	-	-	-	-	-
38	PT Dharma Honoris Raksa Pratama	-	-	-	-	-	-	-	-	529	2.164
39	PT Dinamika Prima Servitama	-	-	-	-	-	-	37	1.193	102	570
40	PT Dinda Pradana Insurance Broker	-	-	-	-	-	-	-	-	-	-
41	PT Dritama Brokerindo	-	-	-	-	-	-	-	-	-	-
42	PT Duta Semesta Raya (PT Duta Sewu Raya)	-	-	-	-	-	-	-	-	845	3.039
43	PT Estika Jasatama	-	-	-	-	-	-	-	-	-	-
44	PT Experta Jamin Lindung Kencana	-	-	-	-	-	-	-	-	-	-
45	PT Felima Orient Pacific	-	-	-	-	-	-	-	-	-	-
46	PT Fistlight Indonesia Insurance Brokers	-	-	-	-	-	-	267.314	1.416.430	-	-
	PT Fokus Solusi Proteksi	-	-	-	-	-	-	-	-	-	-
47	PT Fred Marius Sabini Insurance Broker	-	-	-	-	-	-	-	-	-	-
48	PT Fresnel Perdana Mandiri	-	-	-	-	-	-	3.247	15.738	1.286	2.468
	PT Futura Finansial Prosperindo	-	-	-	-	-	-	-	-	-	-
49	PT Gelora Karya Jasatama	-	-	-	-	-	-	396	3.799	13	147
50	PT Global Insurance Broker (d/h PT Pialang Asuransi BancBali)	-	-	-	-	-	-	36	236	-	-
51	PT Global Risk Management	-	-	-	-	-	-	-	-	-	-
52	PT Grasia Media Utama	-	-	-	-	-	-	-	-	-	-
53	PT Hagati Brokerindo	-	-	-	-	-	-	-	-	-	-
54	PT IB Insurance Broking (d/h PT Independent Broker)	-	-	-	-	-	-	3	5	-	-
55	PT IBS Insurance Broking Service	-	-	-	-	-	-	2.946	49.013	-	-
56	PT Indomobil Insurance Consultant	-	-	-	-	-	-	-	-	-	-
57	PT Indonesia Insurance Brokers (d/h PT Coverindo Utama Services Insurance Broker)	-	-	-	-	-	-	-	-	-	-

No	NAMA PERUSAHAAN NAME OF COMPANY	Satelit /Satellite		Energi On-Shore/ Energy		Energi Off-Shore /Energy		Rekayasa/Engineering		Tanggung Gugat/Liability	
		Komisi Commission	Premi Premium	Komisi Commission	Premi Premium	Komisi Commission	Premi Premium	Komisi Commission	Premi Premium	Komisi Commission	Premi Premium
(1)	(2)	(13)	(14)	(15)	(16)	(17)	(18)	(19)	(20)	(21)	(22)
58	PT Indosurance Broker Utama	-	-	-	-	-	-	5.908	47.484	801	3.912
59	PT Inco Multi Pratama	-	-	-	-	-	-	-	-	-	-
60	PT Insurance Broker Consultant International	-	-	-	-	-	-	2	7	-	-
61	PT Inter Rajasa Putra	-	-	-	-	-	-	13	85	21	85
62	PT Intercoastal Indonesia	-	-	-	-	-	-	-	-	-	-
63	PT Interjasa Kreasi Brokerindo	-	-	-	-	-	-	-	-	-	-
64	PT ISTPRO Inti Nusa	-	-	-	-	-	-	821	4.300	92	470
65	PT Jasa Advindo Sejahtera	-	-	-	-	-	-	-	-	3	9
66	PT Java Insurance Brokers	-	-	-	-	-	-	-	-	-	-
67	PT Jaya Proteksindo Sakti	-	-	-	-	-	-	-	-	-	-
68	PT Jets Indonesia	-	-	-	-	-	-	75	374	92	530
69	PT Jupiter Insurance Broker and Consultant	-	-	-	-	-	-	-	-	-	-
70	PT Kali Besar Raya Utama	-	-	-	-	-	-	6.380	127.327	1.199	7.862
	PT Kantata Mitra Jaminindo	-	-	-	-	-	-	-	-	-	-
71	PT Krida Upaya Tunggal	-	-	-	-	-	-	1.187	10.568	-	-
72	PT Laren Insurance Broker	-	-	-	-	-	-	-	-	-	-
73	PT Lead Insurance Brokers (di/h PT Lintas Sentralindo)	-	-	-	-	-	-	-	-	-	-
74	PT Liberty & General Risk Service	-	-	-	-	-	-	2.021	11.714	63	459
75	PT Lidean Pialang Asuransi	256	1.430	-	-	-	-	-	-	-	-
76	PT Lumbang Sari	-	-	-	-	-	-	-	-	-	-
77	PT Madani Karsa Mandiri	-	-	-	-	-	-	-	-	-	-
78	PT Magnus Mitra Sejahtera	-	-	-	-	-	-	101	554	-	-
79	PT Maju Anugerah Proteksi (di/h PT Bikuetza Artha Prima)	-	-	-	-	-	-	-	-	-	-
80	PT Makna Mandiri Insurance Broker	-	-	-	-	-	-	-	-	-	-
81	PT Manggala Artha Sejahtera (di/h PT Pundi Fusindo)	-	-	-	-	-	-	15	24	182	528
82	PT Manunggal Bhakti Suci	-	-	-	-	-	-	493	4.790	104	119
83	PT Megah Putra Manunggal	-	-	-	-	-	-	-	-	-	-
84	PT Metropolitan Krida Jaya	-	-	-	-	-	-	-	-	-	-
85	PT Mitra Cipta Proteksindo	-	-	-	-	-	-	2.920	13.348	237	1.584
86	PT Mitra Dhiana Atmharaksha	-	-	-	-	-	-	900	9.003	49	326
87	PT Mitra Harmoni Insurance Broker	-	-	-	-	-	-	1.174	13.085	33	135
88	PT Mitra Iswara & Rorimpandey	913	9.804	9.309	83.090	-	-	3.634	25.550	2.645	16.982
89	PT Mitra Jasa Pratama	-	-	-	-	-	-	82	382	139	1.188
90	PT Mitra Sentosa Paramaabadi	-	-	-	-	-	-	-	-	-	-



No	NAMA PERUSAHAAN NAME OF COMPANY	Satelit /Satellite		Energi On-Shore/ Energy		Energi Off-Shore /Energy		Rekayasa/Engineering		Tanggung Gugat/Liability	
		Komisi Commission	Premi Premium	Komisi Commission	Premi Premium	Komisi Commission	Premi Premium	Komisi Commission	Premi Premium	Komisi Commission	Premi Premium
(1)	(2)	(13)	(14)	(15)	(16)	(17)	(18)	(19)	(20)	(21)	(22)
91	PT Mitra Sinergi Proteksindo (PT Star Trustama Indonesia)	-	-	-	-	-	-	-	-	-	-
92	PT Mitramandiri Pialang Asuransi	-	-	-	-	165	-	-	-	243	737
93	PT Multi Artha Insurance Brokers	-	-	-	-	-	-	396	3.125	-	-
94	PT Multi Asih Pratama	-	-	-	-	-	-	-	-	-	-
95	PT Multi Niaga Intermedia Proteksi (d/h PT Gemah Ripah Intermedia Proteksi)	-	-	-	-	-	-	3	16	5	34
96	PT Munich Lloyd International Brokers	-	-	-	-	-	-	-	-	14	66
97	PT Nadi Jasa Pratama	-	-	-	-	-	-	-	-	-	-
98	PT National Insurance Brokers	-	-	-	-	-	-	2.503	11.573	9	34
99	PT Nugraha Perkasa Mandiri	-	-	-	-	-	-	0	1	45	305
100	PT Nusadua Pialang Asuransi	-	-	-	-	-	-	-	-	-	-
101	PT Nusantara Insurance Broker & Consultant (d/h PT Java Raya Insurance Broker)	-	-	-	-	-	-	-	-	-	-
102	PT Pacific Indonesia Berjaya	-	-	-	-	-	-	-	-	8.424	65.311
103	PT PAIB Indonesia	-	-	-	-	-	-	443	1.383	38	235
104	PT Paladin International (tidak ada dalam daftar 2014)	-	-	-	-	-	-	-	-	-	-
105	PT Partnerindo Inti Cipta	-	-	-	-	-	-	16	-	6	34
106	PT Pasindo Utama (d/h PT Kwarta Wirakarsa)	-	-	-	-	-	-	-	-	-	-
107	PT Pegasus Insurindo	-	-	-	-	-	-	-	-	70	231
108	PT Penta Pro Indonesia	-	-	-	-	-	-	-	-	-	-
109	PT Perdana Wahana Sentosa	-	-	-	-	-	-	-	-	-	-
110	PT Perisai Bhakti Rahardjo	-	-	-	-	-	-	-	-	-	-
111	PT Perisai Indonesia	-	-	-	-	-	-	403	3.200	7	35
112	PT Pertama Sejahtera	-	-	-	-	-	-	-	-	-	-
113	PT Premier Investama Bersama	-	-	-	-	-	-	8	42	-	-
114	PT Proasia Broker Asuransi	-	-	-	-	-	-	100	802	161	2.058
115	PT Proteksi Antar Nusa (d/h PT Dian Sarana Proteksi)	-	-	-	-	-	-	-	-	-	-
116	PT Proteksi Pradana	-	-	-	-	-	-	-	-	12	76
117	PT Proteksindo Broker Asuransi	-	-	1.561.616	8.875.053	-	-	101.486	679.667	182.920	1.896.657
118	PT Rajawali Insurance Brokers	-	-	-	-	-	-	880	4.029	-	-
119	PT Rajawali Pialang Asuransi	-	-	30	209	169	1.564	65	357	507	3.371
120	PT Rama Mitra Jasa	-	-	-	-	-	-	4	31	37	249
121	PT Rimas Proteksindo Utama	-	-	-	-	-	-	-	-	1	10
122	PT Royal Imperium Broker Services	-	-	-	-	-	-	-	-	-	-
123	PT Safe Insurance Brokers	-	-	-	-	-	-	-	-	-	-
124	PT Saksama Arta	-	-	-	-	-	-	-	-	124	790
125	PT Salvus Inti (d/h PT Risk Services Indonesia)	-	-	-	-	-	-	50	341	23	159
126	PT Sapta Miles Indonesia	-	-	-	-	-	-	7	46	82	521

No	NAMA PERUSAHAAN NAME OF COMPANY	Satelit /Satellite		Energi On-Shore/ Energy		Energi Off-Shore /Energy		Rekayasa/Engineering		Tanggung Gugat/Liability	
		Komisi Commission	Premi Premium	Komisi Commission	Premi Premium	Komisi Commission	Premi Premium	Komisi Commission	Premi Premium	Komisi Commission	Premi Premium
(1)	(2)	(13)	(14)	(15)	(16)	(17)	(18)	(19)	(20)	(21)	(22)
127	PT Sarana Janesia Utama	124	3.817	-	-	-	-	5.593	37.803	3.398	27.947
128	PT Sathya Wahana Indonesia	-	-	-	-	-	-	211	1.349	30	218
129	PT Sedana Pasifik Servistama	-	-	-	-	-	-	-	-	855	5.942
130	PT Sehati Mitra Realita Indonesia Wali Nusa (d/h PT Sehati Mitra Realita Indonesia)	-	-	775	3.322	-	-	-	-	-	-
131	PT Sentana Mitra Kualita	-	-	-	-	-	-	13	93	6	41
132	PT Shinta Inserve	-	-	-	-	-	-	8	12	143	214
133	PT Siar Perdana Asuransi	-	-	-	-	-	-	-	-	-	-
134	PT Sinergi Adi Utama	-	-	-	-	-	-	-	-	-	-
135	PT Sinergi Mitratama Proteksi	-	-	-	-	-	-	316.611	1.676.166	11.509	38.569
136	PT Sino Palapa Insurance Brokers	-	-	-	-	-	-	-	-	-	-
137	PT Talisman Insurance Brokers	-	-	-	-	-	-	789	5.065	1.506	8.549
138	PT Terraspan Indonesia	-	-	-	-	-	-	-	-	-	-
139	PT Tigara Mitra Sejahtera	-	-	-	-	-	-	-	-	-	-
140	PT Tri Dharma Proteksi	-	-	-	-	-	-	303	3.093	67	735
141	PT Trust Insurance Broker (d/h PT Transpacific Insurance Broker)	-	-	-	-	-	-	-	-	-	-
142	PT Tugu Insurance Brokers	-	-	2.531	18.371	-	-	941	4.706	2.040	6.371
143	PT United Insurance Services	-	-	113	993	-	-	259	2.795	1.853	4.694
144	PT Vega Prima Insurindo	-	-	-	-	-	-	147	541	-	-
145	PT Visi Bersama Serantau	-	-	1.054	7.093	-	-	(48)	(802)	53	312
146	PT Web Proteksi Solusindo	-	-	-	-	-	-	-	-	18	98
<b>JUMLAH / SUBTOTAL</b>		<b>1.293</b>	<b>15.051</b>	<b>1.575.970</b>	<b>8.992.249</b>	<b>334</b>	<b>1.564</b>	<b>972.762</b>	<b>6.163.633</b>	<b>355.723</b>	<b>2.888.058</b>
<b>PERUSAHAAN PIALANG ASURANSI PATUNGAN</b>											
<b>JOINT VENTURE INSURANCE BROKES</b>											
1	PT AON Indonesia (d/h PT AON Lippo Indonesia)	-	-	-	-	-	-	4.393	87.507	8.991	111.526
2	PT Howden Insurance Brokers Indonesia (d/h PT Accette Broker Asuransi)	-	-	-	-	-	-	0	2	2	14
3	PT Jardine Lloyd Thompson (d/h PT Jardine Insurance Broke)	-	-	-	-	-	-	8.553	43.664	8.032	70.898
4	PT Marsh Indonesia (d/h PT Sedgwick James Dharmala)	-	-	330	728	1.171	12.738	6.870	137.145	11.128	239.944
5	Panasonic Insurance Service Indonesia (d/h PT Matsushita General Insurance Broker Ind	-	-	-	-	-	-	1	10	34	323
6	Toyota Tsusho Insurance Broker Indonesia (PT Wahana Bangun Jasa)	-	-	-	-	-	-	747	5.261	376	2.593
7	PT Willis Indonesia	-	-	-	-	-	-	-	-	3.209	24.630
<b>JUMLAH / SUBTOTAL</b>		<b>-</b>	<b>-</b>	<b>330</b>	<b>728</b>	<b>1.171</b>	<b>12.738</b>	<b>20.564</b>	<b>273.589</b>	<b>31.772</b>	<b>449.928</b>

No (1)	NAMA PERUSAHAAN NAME OF COMPANY (2)	Satelit /Satellite (13)		Energi On-Shore/ Energy (15)		Energi Off-Shore /Energy (17)		Rekayasa/Engineering (19)		Tanggung Gugat/Liability (21)	
		Komisi Commission	Premi Premium	Komisi Commission	Premi Premium	Komisi Commission	Premi Premium	Komisi Commission	Premi Premium	Komisi Commission	Premi Premium
PERUSAHAAN PIALANG REASURANSI											
REINSURANCE BROKERS											
1	PT Adhi Lintas Tanase	-	-	-	-	-	-	62	831	-	-
2	PT Adi Pratama Asia PT Andalan Resiko Lestari	-	-	-	-	-	-	150	1.576	-	-
3	PT AON Benfield Indonesia (d/h PT Aon Reinsurance Brokers Indonesia)	-	-	-	-	-	-	13	398	78	1.435
4	PT Artha Dana Mandiri	-	-	-	-	-	-	563	5.767	21	231
5	PT Asiare Binajasa	-	-	-	-	-	-	8	58	-	-
6	PT Asrinda Arthasangga	-	-	-	-	-	-	-	-	-	-
7	PT Best One Asia Reinsurance Brokers	-	-	-	-	-	-	58	125	110	393
8	PT Chartered Reinsurance Brokers	-	-	-	-	-	-	-	-	-	-
9	PT Cipta Colemont Asia Reinsurance Broker PT Dharmapala	-	-	-	-	-	-	-	-	-	-
10	PT Energi Mandiri Internasional	-	-	-	245	167	1.101	17.016	1.491	5.418	29.368
11	PT Esa Bina Sejati	-	-	-	-	-	100	455	2.861	-	-
12	PT Fortice Adhitama	-	-	-	-	-	-	-	-	-	-
13	PT Hanover Indonesia (d/h PT Multisentra Wahana Asuransi)	-	-	-	-	-	37	207	-	-	-
14	PT Holmes Reinsurance Brokers	-	-	2	42	-	71	481	-	-	-
15	PT IBS Reinsurance Brokers	-	-	-	-	-	233	2.825	-	-	-
16	PT Ibu Reinsurance Broker Utama	-	-	-	-	-	3.159	15.974	198	1.740	-
17	PT Igha Asia	-	-	-	-	-	20	211	3	19	-
18	PT Jasa Cipta Rembaka	-	-	-	-	-	-	-	-	-	-
19	PT Mandiri International (tidak ad dalam daftar 2014)	-	-	-	-	-	186	1.306	565	806	-
20	PT Mega Jasa Reinsurance Brokers	-	-	-	-	-	-	-	-	-	-
21	PT Paragon Reinsurance Brokers	-	-	-	-	-	-	-	-	-	-
22	PT Parare International	-	-	-	-	-	120	600	12	352	-
23	PT Pialang Reasuransi Dekai Indonesia	-	-	-	-	-	-	-	-	-	-
24	PT Proteksi Wahana Sentosa	-	-	70	200	-	49	174	85	347	-
25	PT Simas Reinsurance Brokers	-	-	-	-	-	2.394	41.198	156	1.027	-
26	PT Tala Re International	-	-	-	-	-	-	-	-	-	-
27	PT Trinity Re (PT Talisman International)	-	-	-	-	-	98	3.413	151	10.711	-
28	PT United Pialang Reasuransi	-	-	-	-	-	-	-	-	-	-
29	PT Viva Broker Reasuransi Indonesia	-	-	-	-	-	-	-	-	-	-
30	PT Marsh Reinsurance Brokers Indonesia (d/h PT Peranas Agung)	-	752	1.627	-	-	15	401	1.163	9.967	-
JUMLAH / SUBTOTAL		-	824	1.869	245	167	8.476	93.337	6.894	61.813	-
JUMLAH SELURUHNYA / GRAND TOTAL		1.293	15.051	1.577.124	8.994.846	1.750	14.469	1.001.802	6.530.558	394.389	3.399.799

Dalam Jutaan Rupiah  
In Million Rupiah

No	NAMA PERUSAHAAN NAME OF COMPANY	Kecelakaan Diri dan		Kredit / Credit		Suretyship		Aneka / Others		TOTAL	
		Komisi Commission	Premi Premium	Komisi Commission	Premi Premium	Komisi Commission	Premi Premium	Komisi Commission	Premi Premium		
(1)	(2)	(23)	(24)	(25)	(26)	(27)	(28)	(29)	(30)	(31)	(32)
PERUSAHAAN PIALANG ASURANSI SWASTA NASIONAL											
NATIONAL PRIVATE INSURANCE BROKERS											
1	PT AA Pialang Asuransi	-	-	-	-	4.219	10.818	4.252	128.132	8.711	140.496
2	PT Abadi Proteksindo Artha	1	8	-	-	-	-	162	1.170	659	4.087
3	PT Adi Antara Asia	-	-	-	-	-	-	455	2.275	10.113	65.397
4	PT Adonal Pialang Asuransi (d/h PT Metanoia Mulia Agung)	-	-	-	-	-	-	4.681	59.192	4.691	59.263
5	PT Advis Terapan Proteksindo (d/h PT Moses Rizki Makmur)	568	10.934	1.112	3.755	-	-	4	20	3.238	29.777
6	PT Aigra Insurance Brokers (d/h PT Atap Indah Insurance Brokers)	-	-	-	-	-	-	220	880	606	4.736
7	PT Alih Risiko Makna Sejahtera	551	5.171	-	-	-	-	97	690	3.356	31.471
8	PT Andika Mitra Sejati	2.308	18.875	-	-	-	-	3	21	2.565	20.109
9	PT Andromeda International	-	-	-	-	-	-	-	-	-	-
10	PT Antar Nusa Proteksi	-	-	470	4.112	-	-	-	-	470	4.124
11	PT Antara Intermediary Indonesia	336.091	2.395.904	-	-	14.672	72.708	44.697	296.232	5.337.099	31.342.270
12	PT Anugerah Bersama Berkah Abadi	903	11.256	-	-	28	560	1.521	12.779	2.638	26.116
13	PT Anugrah Atma Adiguna (d/h PT Anugrah Insurance Broker)	-	-	-	-	-	-	-	-	41.507	213.098
14	PT Anugrah Medal Broker	317	4.873	-	-	-	-	9	175	989	9.466
15	PT Artha Raharja (d/h PT Artha Raharja Insurance Broker)	198.384	695.183	40.303	221.670	3.086	34.500	475.591	1.115.879	1.842.873	9.389.040
16	PT Asia Finance Risk (d/h PT Asurindo Media Cipta)	-	-	-	-	0	0	91	1.661	1.222	58.132
17	PT Asia International Insurance Brokers	-	-	-	-	-	-	-	-	199	1.660
18	PT Asta Kanti	3.347	25.599	-	-	-	-	2	8	3.561	26.982
	PT Asyik Sarana Sejahtera	231	1.341	-	-	-	-	629	2.306	916	4.020
19	PT Axle Asia	6.502	49.826	160	1.277	-	-	317	1.429	20.442	146.727
20	PT Bahtera Mitra Jasa	-	-	-	-	-	-	159	830	752	3.081
	PT Barron Pandu Abadi	-	-	-	-	-	-	-	-	-	-
21	PT Best Proteksi Indonesia	6	40	-	-	-	-	1	4	350	1.481
22	PT BGB Insurance Broker	751	6.635	-	-	-	-	567	3.780	10.774	96.493
23	PT Bhineka Cipta Lestari	-	-	-	-	-	-	78	400	788	4.719
24	PT Bina Dana Sejahtera	97	863	147	1.555	-	-	487	3.199	2.505	33.595
25	PT Bina Kridatama Nusantara	3	12	-	-	1	6	404	4.835	3.475	25.573

No	NAMA PERUSAHAAN NAME OF COMPANY	Kecelakaan Diri dan		Kredit / Credit		Suretyship		Aneka / Others		TOTAL	
		Komisi Commission	Premi Premium	Komisi Commission	Premi Premium	Komisi Commission	Premi Premium	Komisi Commission	Premi Premium	Komisi Commission	Premi Premium
(1)	(2)	(23)	(24)	(25)	(26)	(27)	(28)	(29)	(30)	(31)	(32)
26	PT Bina Murindo Insurance Broker	-	-	-	-	-	-	-	-	-	-
27	PT Binacentra Purna	40.457	265.860	-	-	20	273	1.273	5.461	53.876	353.520
	PT Bintang Jasa Selaras Insurance Broker	-	-	-	-	-	-	-	-	-	-
28	PT Brilliant Insurance Brokers	32	370	-	-	-	-	-	-	1.118	6.489
29	PT Bringin Sejahtera Makmur	5.347	46.317	-	-	30	154	316	3.289	21.697	294.484
30	PT Brocade Insurance Broker (d/h PT Anugerah Tirta Masindo)	213	1.453	6.166	136.773	262	1.312	-	-	6.691	139.758
31	PT Buana Jasa Pratama	1.206	10.388	43	303	22	161	214	173	4.863	28.532
32	PT Buana Lintas Persada	-	-	-	-	-	-	-	-	-	-
33	PT Bumi Insurance Brokers (d/h PT Energy Broker Indonesia)	73	490	-	-	-	-	1.409	13.627	1.484	14.124
34	PT Caraka Mulia	-	-	-	-	-	-	1.152	8.184	10.070	86.816
35	PT Central Antar Jasa	-	-	-	-	-	-	7	168	912	24.054
36	PT Cipta Integra Duta	20.916	218.336	-	-	-	-	861	2.921	21.777	221.257
37	PT Cipta Uni Jasa	-	-	-	-	-	-	-	-	-	-
38	PT Dharmia Honoris Raksa Pratama	5.472	50.054	-	-	-	-	252	1.436	6.593	54.548
39	PT Dinamika Prima Servitama	8	31	49	326	-	-	518	3.301	9.816	54.961
40	PT Dinda Pradana Insurance Broker	61	407	-	-	-	-	796	5.315	2.104	14.041
41	PT Dritama Brokerindo	110	813	-	-	-	-	27	421	3.848	19.426
42	PT Duta Semesta Raya (PT Duta Sewu Raya)	514	3.378	-	-	-	-	74	378	37.108	228.096
43	PT Estika Jasatama	-	-	-	-	-	-	-	-	-	-
44	PT Experta Jamin Lindung Kencana	-	-	-	-	-	-	110.000	1.100.000	110.000	1.100.000
45	PT Felima Orient Pacific	-	-	-	-	-	-	-	-	30	189
46	PT Fistlight Indonesia Insurance Brokers	347.006	1.900.035	-	-	-	-	60.517	408.756	2.797.768	20.786.134
	PT Fokus Solusi Proteksi	-	-	-	-	-	-	-	-	-	-
47	PT Fred Marius Sabini Insurance Broker	6	34	-	-	-	-	948	5.825	6.670	38.330
48	PT Fresnel Perdana Mandiri	3.321	9.786	13	54	1	6	97	369	18.497	81.363
	PT Futura Finansial Prosperindo	-	-	-	-	-	-	-	-	-	-
49	PT Gelora Karya Jasatama	92	832	-	-	-	-	37	581	8.246	81.683
50	PT Global Insurance Broker (d/h PT Pialang Asuransi BancBali)	407	2.700	-	-	-	-	-	-	1.637	10.151
51	PT Global Risk Management	1.318	(945)	(251)	(5.402)	-	-	38	168	1.288	(4.683)
52	PT Grasia Media Utama	-	-	-	-	-	-	-	-	-	-
53	PT Hagati Brokerindo	-	-	-	-	-	-	-	-	1.620	22.579
54	PT IB Insurance Broking (d/h PT Independent Broker)	-	-	-	-	146	263	88	439	1.266	2.308
55	PT IBS Insurance Broking Service	1.771	3.367	-	-	-	-	9.147	45.948	76.466	546.727
56	PT Indomobil Insurance Consultant	-	-	-	-	-	-	155	2.662	3.717	24.987
57	PT Indonesia Insurance Brokers (d/h PT Coverindo Utama Services Insurance Broker)	46	384	-	-	-	-	10	65	424	3.914

No	NAMA PERUSAHAAN NAME OF COMPANY	Keceelakaan Diri dan		Kredit / Credit		Suretyship		Aneka / Others		TOTAL	
		Komisi (23)	Premi (24)	Komisi (25)	Premi (26)	Komisi (27)	Premi (28)	Komisi (29)	Premi (30)	Komisi (31)	Premi (32)
(1)	(2)										
58	PT Indosurance Broker Utama	11.347	84.781	-	-	-	-	1.768	6.942	54.585	329.260
59	PT Inco Multi Pratama	175	800	6.472	42.543	2	10	-	-	6.839	44.203
60	PT Insurance Broker Consultant International	19	248	-	-	5	69	-	-	69	633
61	PT Inter Rajasa Putra	28	180	1	5	-	-	-	-	1.850	8.642
62	PT Intercoastal Indonesia	-	-	-	-	-	-	-	-	1.200.247	7.614.936
63	PT Interjasa Kreasi Brokerindo	-	-	-	-	-	-	-	-	1.541	7.230
64	PT ISTPRO Inti Nusa	2	13	-	-	105	590	140	621	1.208	6.268
65	PT Jasa Advindo Sejahtera	337	998	-	-	-	-	-	-	439	1.486
66	PT Java Insurance Brokers	-	-	1.398	6.992	-	-	-	-	1.474	7.372
67	PT Jaya Proteksindo Sakti	-	-	-	-	-	-	1.331	4.622	9.180	54.000
68	PT Jets Indonesia	421	2.955	6	36	-	-	57	344	1.902	11.637
69	PT Jupiter Insurance Broker and Consultant	42	534	-	-	-	-	13	94	1.719	18.373
70	PT Kali Besar Raya Utama	6.766	56.764	3.463	19.594	-	-	15.375	184.650	141.506	1.201.637
	PT Kantata Mitra Jaminindo	95	575	-	-	-	1	6	42	109	668
71	PT Krida Upaya Tunggal	-	-	-	-	-	-	296	2.391	13.490	128.195
72	PT Laren Insurance Broker	-	-	-	-	41	120	29	118	266	1.195
73	PT Lead Insurance Brokers (d/h PT Lintas Sentralindo)	-	-	-	-	-	-	65.568	424.483	498.548	2.905.349
74	PT Liberty & General Risk Service	33	204	21	231	1.972	5.828	4	22	5.996	30.269
75	PT Lidean Pialang Asuransi	2	12	-	-	3	103	15	75	2.629	15.728
76	PT Lumbung Sari	-	-	-	-	-	-	1.264	11.037	4.895	39.825
77	PT Madani Karsa Mandiri	9.751	40.293	-	-	-	-	441	136	13.072	51.386
78	PT Magnus Mitra Sejahtera	50	280	-	-	-	-	1	19	5.767	31.426
79	PT Maju Anugerah Proteksi (d/h PT Bikuetza Artha Prima)	20	211	-	-	13	65	160	1.280	1.027	12.901
80	PT Makna Mandiri Insurance Broker	-	-	-	-	-	-	-	-	-	-
81	PT Manggala Artha Sejahtera (d/h PT Pundi Fusindo)	45	172	-	-	0	2	2.497	60.158	3.065	62.969
82	PT Manunggal Bhakti Suci	7	38	-	-	2	6	105	-	3.510	14.707
83	PT Megah Putra Manunggal	39	158	-	-	-	-	20	83	4.138	21.114
84	PT Metropolitan Krida Jaya	-	-	-	-	-	-	-	-	-	-
85	PT Mitra Cipta Proteksindo	427	-	-	-	44	274	-	-	5.379	27.366
86	PT Mitra Dhiana Atmaraksha	8.220	40.905	-	-	-	-	122	1.219	10.569	60.363
87	PT Mitra Harmoni Insurance Broker	3.270	21.434	2.863	11.374	93	768	85	368	10.269	66.570
88	PT Mitra Iswara & Rorimpandey	11.787	166.723	-	-	-	-	-	-	132.008	1.002.082
89	PT Mitra Jasa Pratama	41	633	-	-	-	-	227	2.493	856	6.224
90	PT Mitra Sentosa Paramaabadi	-	-	-	-	-	-	-	-	659.873	4.327.351

No	NAMA PERUSAHAAN NAME OF COMPANY	Kecelakaan Diri dan		Kredit / Credit		Suretyship		Aneka / Others		TOTAL	
		Komisi Commission	Premi Premium	Komisi Commission	Premi Premium	Komisi Commission	Premi Premium	Komisi Commission	Premi Premium	Komisi Commission	Premi Premium
(1)	(2)	(23)	(24)	(25)	(26)	(27)	(28)	(29)	(30)	(31)	(32)
91	PT Mitra Sinergi Proteksiindo (PT Star Trustama Indonesia)	12	59	22	70	1	11	-	-	391	1.725
92	PT Mitramandiri Pialang Asuransi	-	-	-	-	-	-	1	6	465	1.131
93	PT Multi Artha Insurance Brokers	2.208	11.721	1.472	6.005	189	1.260	-	-	18.162	91.503
94	PT Multi Asih Pratama	-	-	-	-	-	-	50	-	5.506	-
95	PT Multiaga Intermedia Proteksi (d/h PT Gemah Ripah Intermedia Proteksi)	919	9.680	-	-	-	-	0	7	1.453	14.141
96	PT Munich Lloyd International Brokers	31	126	-	-	-	-	41	244	2.134	11.975
97	PT Nadi Jasa Pratama	-	-	-	-	-	-	-	-	-	-
98	PT National Insurance Brokers	1.008	3.654	-	-	11	100	90	2.338	8.469	44.056
99	PT Nugraha Perkasa Mandiri	269	2.200	-	-	-	-	-	-	601	4.119
100	PT Nusadua Pialang Asuransi	77	517	-	-	-	-	-	-	77	517
101	PT Nusantara Insurance Broker & Consultant (d/h PT Java Raya Insurance Broker)	1.097	3.131	1.539	9.538	-	-	39	133	5.658	29.111
102	PT Pacific Indonesia Berjaya	430	1.545	-	-	-	-	120	676	9.985	81.059
103	PT PAIB Indonesia	266	1.710	-	-	11	57	68	454	3.693	18.065
104	PT Paladin International (tidak ada dalam daftar 2014)	-	-	-	-	-	-	-	-	-	-
105	PT Partnerindo Inti Cipta	48	504	-	-	-	-	4	2	3.011	17.158
106	PT Pasindo Utama (d/h PT Kwarta Wirakarsa)	-	-	-	-	-	-	-	-	141	1.236
107	PT Pegasus Insurindo	531	8.728	-	-	8	63	1	5	667	9.360
108	PT Penta Pro Indonesia	-	-	-	-	-	-	-	-	-	-
109	PT Perdana Wahana Sentosa	-	-	-	-	-	-	-	-	-	-
110	PT Perisai Bhakti Rahardjo	42	224	-	-	9	48	488	4.879	1.022	9.606
111	PT Perisai Indonesia	589	3.329	20	400	2	25	-	-	2.007	10.091
112	PT Pertama Sejahtera	-	-	-	-	-	-	-	-	-	-
113	PT Premier Investama Bersama	11	76	-	-	-	-	9	40	402	2.278
114	PT Proasia Broker Asuransi	531	7.698	-	-	-	-	17	223	842	10.968
115	PT Proteksi Antar Nusa (d/h PT Dian Sarana Proteksi)	-	-	9.077	121.027	-	-	-	-	9.077	121.027
116	PT Proteksi Pradana	548	2.967	11	34	5	34	39	222	1.202	6.028
117	PT Proteksiindo Broker Asuransi	309.746	1.286.241	-	-	741.699	3.924.320	-	-	3.082.036	17.513.145
118	PT Rajawali Insurance Brokers	80	514	-	-	-	-	196	1.788	2.680	14.561
119	PT Rajawali Pialang Asuransi	784	5.846	-	-	4	21	42	207	3.894	25.401
120	PT Rama Mitra Jasa	114	628	12.730	93.350	1	3	7	48	13.725	99.490
121	PT Rimas Proteksiindo Utama	15	76	-	-	-	-	-	-	182	960
123	PT Royal Imperium Broker Services	34	131	-	-	-	-	40	291	645	5.088
124	PT Safe Insurance Brokers	21	60	105	232	-	-	2	10	135	351
125	PT Saksama Arta	433	2.475	-	-	2	24	-	-	3.461	21.764
122	PT Salvus Inti (d/h PT Risk Services Indonesia)	944	12.426	-	-	-	-	17	202	3.592	24.839
126	PT Sapta Miles Indonesia	1.375	9.497	442	3.079	-	-	-	-	2.271	15.417

No	NAMA PERUSAHAAN NAME OF COMPANY	Kecelakaan Diri dan		Kredit / Credit		Suretyship		Aneka / Others		TOTAL	
		Komisi Commission	Premi Premium	Komisi Commission	Premi Premium	Komisi Commission	Premi Premium	Komisi Commission	Premi Premium	Komisi Commission	Premi Premium
(1)	(2)	(23)	(24)	(25)	(26)	(27)	(28)	(29)	(30)	(31)	(32)
127	PT Sarana Janesia Utama	1.761	18.927	-	-	1.373	6.368	14.455	73.568	46.842	808.379
128	PT Sathya Wahana Indonesia	-	-	15	17	38	256	5	9	5.078	29.383
129	PT Sedana Pasifik Servistama	12.514	142.149	-	-	3	82	7.758	51.819	21.845	204.730
130	PT Sehati Mitra Realita Indonesia (d/h PT Sehati Mitra Realita Indonesia)	279	2.713	35	226	-	-	0	1	1.140	6.582
131	PT Sentana Mitra Kualita	1.271	10.269	-	-	-	-	-	-	1.556	12.015
132	PT Shinta Inserve	8	12	-	-	7	10	-	-	4.798	7.197
133	PT Siar Perdana Asuransi	-	-	-	-	-	-	-	-	840	4.580
134	PT Sinergi Adi Utama	392	1.290	-	-	31	74	78	211	611	2.034
135	PT Sinerigi Mitratama Proteksi	19.855	131.515	-	-	-	-	-	-	786.525	3.711.105
136	PT Sino Palapa Insurance Brokers	-	-	-	-	-	3.333	-	2.521	-	6.678
137	PT Talsman Insurance Brokers	6.102	41.100	240	1.600	225	5.282	2.313	43.375	46.523	310.507
138	PT Terraspan Indonesia	-	-	-	-	-	-	-	-	-	-
139	PT Tigara Mitra Sejahtera	-	-	-	-	-	-	-	-	14	27
140	PT Tri Dharma Proteksi	80	1.997	-	-	-	-	85	1.101	8.616	85.904
141	PT Trust Insurance Broker (d/h PT Transpacific Insurance Broker)	-	-	-	-	-	-	-	-	-	-
142	PT Tugu Insurance Brokers	763	4.327	763	4.327	1.362	3.472	1.584	11.053	14.636	92.011
143	PT United Insurance Services	31	328	9.376	39.020	-	-	76	687	16.776	72.751
144	PT Vega Prima Insurindo	30	152	-	-	-	-	421	1.473	1.206	4.865
145	PT Visi Bersama Serantau	167	1.032	-	-	-	-	1	3	1.360	8.118
146	PT Web Proteksi Solusindo	5	25	-	-	-	-	33	121	966	5.076
<b>JUMLAH / SUBTOTAL</b>		<b>1.396.780</b>	<b>7.891.118</b>	<b>98.282</b>	<b>724.124</b>	<b>769.749</b>	<b>4.073.440</b>	<b>839.968</b>	<b>4.144.300</b>	<b>######</b>	<b>107.665.183</b>
<b>PERUSAHAAN PIALANG ASURANSI PATUNGAN</b>											
<b>JOINT VENTURE INSURANCE BROKES</b>											
1	PT AON Indonesia (d/h PT AON Lippo Indonesia)	20.505	217.032	1.714	14.357	1.137	11.731	16.264	1.833	112.562	1.106.266
2	PT Howden Insurance Brokers Indonesia (d/h PT Accette Broker Asuransi)	6	51	-	-	0	0	0	0	27	239
3	PT Jardine Lloyd Thompson (d/h PT Jardine Insurance Broke)	21.938	277.437	-	-	-	-	3.807	29.164	82.785	872.409
4	PT Marsh Indonesia (d/h PT Sedgwick James Dharmala)	55.799	490.820	-	-	2.074	21.801	12.459	69.940	190.513	2.314.959
5	PT Panasonic Insurance Service Indonesia (d/h PT Matsushita General Insurance Broker Ind	92	950	199	1.991	-	-	439	3.581	6.085	63.146
6	PT Toyota Tsusho Insurance Broker Indonesia (PT Wahana Bangun Jasa)	3.299	46.990	-	-	-	-	346	2.588	24.263	196.136
7	PT Willis Indonesia	21.358	155.948	-	-	-	-	14.416	73.970	58.471	513.662
<b>JUMLAH / SUBTOTAL</b>		<b>122.996</b>	<b>1.189.228</b>	<b>1.913</b>	<b>16.348</b>	<b>3.211</b>	<b>33.532</b>	<b>47.731</b>	<b>181.076</b>	<b>474.705</b>	<b>5.066.816</b>



No (1)	NAMA PERUSAHAAN NAME OF COMPANY (2)	Kecelakaan Diri dan		Kredit / Credit		Suretyship		Aneka / Others		TOTAL	
		Komisi Commission (23)	Premi Premium (24)	Komisi Commission (25)	Premi Premium (26)	Komisi Commission (27)	Premi Premium (28)	Komisi Commission (29)	Premi Premium (30)	Komisi Commission (31)	Premi Premium (32)
PERUSAHAAN PIANG REASURANSI											
REINSURANCE BROKERS											
1	PT Adhi Lintas Tanase	325	4.339	6.026	80.578	-	-	1.680	21.638	11.281	148.637
2	PT Adi Pratama Asia PT Andalan Resiko Lestari	56	387	-	-	4	62	31	393	1.796	17.537
3	PT AON Benfield Indonesia (d/h PT Aon Reinsurance Brokers Indonesia)	-	-	-	-	-	-	8.615	-	9.011	14.001
4	PT Artha Dana Mandiri	-	-	-	-	93	913	4	55	3.308	29.141
5	PT Asiare Binajasa	-	-	-	-	-	-	438	7.302	2.778	37.219
6	PT Asrinda Arthasangga	-	-	-	-	-	-	-	-	-	-
7	PT Best One Asia Reinsurance Brokers	61	357	44	983	1.476	18.177	81	1.515	3.479	28.802
8	PT Chartered Reinsurance Brokers	-	-	-	-	-	-	-	-	120	-
9	PT Cipta Colemont Asia Reinsurance Broker PT Dharmapala	-	-	-	-	-	-	-	-	1.857	14.259
10	PT Energi Mandiri Internasional	-	-	-	-	-	-	-	-	2.855	22.806
11	PT Esa Bina Sejati	112	2.164	595	15.516	-	-	140	1.996	5.819	82.816
12	PT Fortice Adhitama	-	-	-	-	-	-	-	-	-	-
13	PT Hanover Indonesia (d/h PT Multisentra Wahana Asuransi)	-	-	-	-	-	-	26	302	1.815	7.611
14	PT Holmes Reinsurance Brokers	751	5.344	-	-	693	818	147	839	4.884	13.301
15	PT IBS Reinsurance Brokers	1	3	-	-	-	-	3.061	28.892	11.089	119.898
16	PT Ibu Reinsurance Broker Utama	11	143	-	-	-	-	-	-	6.635	51.506
17	PT Iгна Asia	-	-	326	1.836	-	-	1.276	18.204	2.059	23.828
18	PT Jasa Cipta Rembaka	-	-	-	-	-	-	-	-	-	-
19	PT Mandiri International (tidak ad dalam daftar 2014)	-	-	-	-	-	-	-	-	-	-
20	PT Mega Jasa Reinsurance Brokers	-	-	-	-	-	-	2.071	13.877	9.286	36.322
21	PT Paragon Reinsurance Brokers	-	-	-	-	2.181	13.788	-	-	2.205	14.152
22	PT Parare International	-	-	-	-	-	-	-	-	141	1.011
23	PT Piang Reasuransi Dekai Indonesia	-	-	-	-	-	-	1.128	11.245	2.158	17.203
24	PT Proteksi Wahana Sentosa	70	321	-	-	-	-	-	-	3.666	13.014
25	PT Simas Reinsurance Brokers	-	-	-	-	12	216	2	90	20.239	385.216
26	PT Tala Re International	-	-	63	1.056	87	1.130	10	101	1.567	22.656
27	PT Trinity Re (PT Talisman International)	-	-	1.811	92.744	671	6.657	984	50.129	9.265	327.060
28	PT United Piang Reasuransi	-	-	-	-	-	-	-	-	-	-
29	PT Viva Broker Reasuransi Indonesia	-	-	-	-	-	-	-	-	1.510	15.100
30	PT Marsh Reinsurance Brokers Indonesia (d/h PT Peranas Agung)	67	582	-	-	-	-	3.265	79	9.269	38.577
JUMLAH / SUBTOTAL		1.454	13.640	8.865	192.712	5.216	41.761	23.115	156.814	128.315	1.482.489
JUMLAH SELURUHNYA / GRAND TOTAL		1.521.230	9.093.986	109.060	933.184	778.176	4.148.733	910.813	4.482.190	#####	114.214.488

**Tabel 7.3 Rekapitulasi Neraca per 31 Desember 2014**  
**Table 7.3 The Recapitulation of Balance Sheet as at December 31, 2014**

NO.	NAMA PERUSAHAAN NAME OF COMPANIES	INVESTASI INVESTMENT	JUMLAH AKTIVA TOTAL ASSETS	JUMLAH LIABILITAS TOTAL LIABILITIES	Dalam Jutaan Rupiah In Million Rupiah
					MODAL SENDIRI EQUITY
(1)	-2	(3)	(4)	(5)	(6)
<b>PERUSAHAAN PIALANG ASURANSI SWASTA NASIONAL</b>					
<b>NATIONAL PRIVATE INSURANCE BROKERS</b>					
1	PT AA Pialang Asuransi	9.023.193	-	28.960	9.052.153
2	PT Abadi Proteksindo Artha	658.900	-	343.257	1.002.157
3	PT Adi Antara Asia	9.612.548	362.772	-	9.975.320
4	PT Adonai Pialang Asuransi (d/h PT Metanoia Mulia Agung)	4.691.002	-	-	4.691.002
5	PT Advis Terapan Proteksindo (d/h PT Mosesa Rizki Makmur)	3.387.478	-	177.409	3.564.887
6	PT Aigra Insurance Brokers (d/h PT Atap Indah Insurance Brokers)	605.819	-	-	605.819
7	PT Alih Risiko Makna Sejahtera	-	-	-	-
8	PT Andika Mitra Sejati	2.565.607	-	1.105	2.566.712
9	PT Andromeda International	-	-	-	-
10	PT Antar Nusa Proteksi	514.079	-	2.115	516.194
11	PT Antara Intermediary Indonesia	5.337.099	-	165.219	5.502.318
12	PT Anugerah Bersama Berkah Abadi	2.638.151	-	2.882	2.641.033
13	PT Anugrah Atma Adiguna (d/h PT Anugrah Insurance Broker)	30.033	-	1.598	31.631
14	PT Anugrah Medal Broker	989.671	-	117.308	1.106.978
15	PT Artha Raharja (d/h PT Artha Raharja Insurance Broker)	1.938.056	28.030	1.700	1.967.786
16	PT Asia Finance Risk (d/h PT Asurindo Media Cipta)	1.402.086	-	-	1.402.086
17	PT Asia International Insurance Brokers	198.063	-	277	198.340
18	PT Asta Kanti	3.561.853	-	-	3.561.853
	PT Asyki Sarana Sejahtera	916.148	95.167	-	1.011.315
19	PT Axle Asia	20.442.022	99.006	42.660	20.583.688
20	PT Bahtera Mitra Jasa	752.077	970	33.310	786.357
	PT Barron Pandu Abadi	-	-	-	-
21	PT Best Proteksi Indonesia	350.549	72.132	25.755	448.436
22	PT BGIB Insurance Broker	9.841.574	-	419.000	10.260.574
23	PT Bhineka Cipta Lestari	802.561	68.407	38.963	909.931
24	PT Bina Dana Sejahtera	3.667.788	127.479	20.649	3.815.916
25	PT Bina Kridatama Nusantara	3.475.433	-	1.558.372	5.033.805
26	PT Bina Murindo Insurance Broker	-	-	-	-
27	PT Binasentra Purna	53.875.935	2.210.313	28.704.235	84.790.484
	PT Bintang Jasa Selaras Insurance Broker	1.050.994	-	-	1.050.994
28	PT Brilliant Insurance Brokers	21.695.900	1.588.425	678.200	23.962.525
29	PT Bringin Sejahtera Makmur	6.690.730	-	(283.685)	6.407.045
30	PT Brocade Insurance Broker (d/h PT Anugerah Tirta Masindo)	4.950.139	53.718	72.921	5.076.778
31	PT Buana Jasa Pratama	-	-	-	-
32	PT Buana Lintas Persada	1.484.932	37.585	291.020	1.813.537
33	PT Bumi Insurance Brokers (d/h PT Energy Broker Indonesia)	10.313.358	252.899	244.168	10.810.425
34	PT Caraka Mulia	985.825	20.333	-	1.006.158
35	PT Central Antar Jasa	21.776.572	2.074.100	87.171	23.937.843
36	PT Cipta Integra Duta	3.143.443	-	-	3.143.443
37	PT Cipta Uni Jasa	8.194.111	-	6.530	8.200.641
38	PT Dharma Honoris Raksa Pratama	9.815.413	-	-	9.815.413
39	PT Dinamika Prima Servitama	2.163.816	31.079	157.300	2.352.195

NO.	NAMA PERUSAHAAN NAME OF COMPANIES	INVESTASI INVESTMENT	JUMLAH AKTIVA TOTAL ASSETS	JUMLAH LIABILITAS TOTAL LIABILITIES	MODAL SENDIRI EQUITY
40	PT Dinda Pradana Insurance Broker	2.716.787	-	-	2.716.787
41	PT Dritama Brokerindo	37.107.842	581.240	(517.489)	37.171.593
42	PT Duta Semesta Raya (PT Duta Sewu Raya)	18.379.376	1.676.452	726.338	20.782.166
43	PT Estika Jasatama	110.000	-	195	110.195
44	PT Experta Jamin Lindung Kencana	131.722	-	2.540	134.262
45	PT Felima Orient Pacific	2.797.768	-	122.805	2.920.573
46	PT Fistlight Indonesia Insurance Brokers	-	-	-	-
	PT Fokus Solusi Proteksi	6.670.353	-	-	6.670.353
47	PT Fred Marius Sabini Insurance Broker	18.497.399	344.363	119.015	18.960.777
48	PT Fresnel Perdana Mandiri	8.246.167	-	816.761	9.062.928
	PT Futura Finansial Prosperindo	1.785.754	976	186.096	1.972.827
49	PT Gelora Karya Jasatama	1.288.179	123.613	30.589	1.442.381
50	PT Global Insurance Broker (d/h PT Pialang Asuransi BancBali)	-	-	-	-
51	PT Global Risk Management	1.619.555	-	7.892	1.627.447
52	PT Grasia Media Utama	1.265.908	-	-	1.265.908
53	PT Hagati Brokerindo	76.466.089	2.302.967	1.101.588	79.870.644
54	PT IB Insurance Broking (d/h PT Independent Broker)	5.186.876	390.923	(96.966)	5.480.833
55	PT IBS Insurance Broking Service	423.660	-	50.000	473.660
56	PT Indomobil Insurance Consultant	54.584.906	12.094.478	2.267.152	68.946.536
57	PT Indonesia Insurance Brokers (d/h PT Coverindo Utama Services Insurance Broker)	6.838.885	-	-	6.838.885
58	PT Indosurance Broker Utama	1.143.808	3.410	19.571	1.166.789
59	PT Insko Multi Pratama	1.850.346	-	-	1.850.346
60	PT Insurance Broker Consultant International	7.657.649	-	-	7.657.649
61	PT Inter Rajasa Putra	1.540.817	-	961	1.541.778
62	PT Intercoastal Indonesia	1.207.395	-	13.246	1.220.641
63	PT Interjasa Kreasi Brokerindo	438.684	-	-	438.684
64	PT ISTPRO Inti Nusa	1.659.688	-	91.950	1.751.638
65	PT Jasa Advisindo Sejahtera	11.140.104	88.999	266.940	11.496.043
66	PT Java Insurance Brokers	2.067.937	-	128.638	2.196.575
67	PT Jaya Proteksindo Sakti	1.718.600	75.422	-	1.794.022
68	PT Jets Indonesia	141.865.570	4.734.050	2.520.116	149.119.736
69	PT Jupiter Insurance Broker and Consultant	110.034	-	-	110.034
70	PT Kali Besar Raya Utama	13.537.935	67.178	292.790	13.897.903
	PT Kantata Mitra Jamindo	272.431	-	-	272.431
71	PT Krida Upaya Tunggal	498.548	-	3.404	501.952
72	PT Laren Insurance Broker	5.571.791	-	279.230	5.851.021
73	PT Lead Insurance Brokers (d/h PT Lintas Sentralindo)	2.631.017	10.200	634.004	3.275.221
74	PT Liberty & General Risk Service	4.895.732	1.000.391	44.929	5.941.052
75	PT Lidean Pialang Asuransi	13.072.920	600.000	175.140	13.848.060
76	PT Lumbang Sari	3.692.803	18.121	303.214	4.014.138
77	PT Madani Karsa Mandiri	1.027.003	-	41.079	1.068.082
78	PT Magnus Mitra Sejahtera	-	-	-	-
79	PT Maju Anugerah Proteksi (d/h PT Bikueta Artha Prima)	3.064.802	91.005	1.103	3.156.910
80	PT Makna Mandiri Insurance Broker	3.510.398	8.171	90.892	3.609.461
81	PT Manggala Artha Sejahtera (d/h PT Pundi Fusindo)	4.137.139	93.205	3.984.780	8.215.124
82	PT Manunggal Bhakti Suci	-	-	-	-
83	PT Megah Putra Manunggal	5.378.836	27.995	85.857	5.492.688
84	PT Metropolitan Krida Jaya	10.569.027	-	4.332	10.573.359
85	PT Mitra Cipta Proteksindo	10.269.456	419.590	-	10.689.046
86	PT Mitra Dhana Atmharaksha	132.007.780	3.555.229	865.654	136.428.663

NO.	NAMA PERUSAHAAN NAME OF COMPANIES	INVESTASI INVESTMENT	JUMLAH AKTIVA TOTAL ASSETS	JUMLAH LIABILITAS TOTAL LIABILITIES	MODAL SENDIRI EQUITY
87	PT Mitra Harmoni Insurance Broker	857.334	2.052	232.126	1.091.512
88	PT Mitra Iswara & Rorimpandey	659.873	-	20.644	680.517
89	PT Mitra Jasa Pratama	761.642	-	2.942	764.584
90	PT Mitra Sentosa Paramaabadi	465.412	13.037	7.404	485.853
91	PT Mitra Sinergi Proteksindo (PT Star Trustama Indonesia)	18.163.255	-	593.056	18.756.311
92	PT Mitramandiri Pialang Asuransi	5.505.693	116.397	115.928	5.738.018
93	PT Multi Artha Insurance Brokers	1.453.293	60.775	5.901	1.519.969
94	PT Multi Asih Pratama	2.135.282	-	-	2.135.282
95	PT Multiniaga Intermedia Proteksi (d/h PT Gemah Ripah Intermedia Proteksi)	151.213	-	-	151.213
96	PT Munich Lloyd International Brokers	8.469.132	27.206	131.913	8.628.251
97	PT Nadi Jasa Pratama	601.645	24.336	9.122	635.103
98	PT National Insurance Brokers	82.452	-	47	82.499
99	PT Nugraha Perkasa Mandiri	5.658.080	-	301.176	5.959.256
100	PT Nusadua Pialang Asuransi	13.494.770	91.297	18.046	13.604.113
101	PT Nusantara Insurance Broker & Consultant (d/h PT Java Raya Insurance Broker)	3.719.479	-	9.992	3.729.471
102	PT Pacific Indonesia Berjaya	-	-	-	-
103	PT PAIB Indonesia	3.011.896	1.961	383.563	3.397.420
104	PT Paladin International (tidak ada dalam daftar 2014)	142.450	-	-	142.450
105	PT Partnerindo Inti Cipta	665.831	-	387	666.218
106	PT Pasindo Utama (d/h PT Kwarta Wirakarsa)	-	-	-	-
107	PT Pegasus Insurindo	2.017.494	8.249	14.023	2.039.766
108	PT Penta Pro Indonesia	1.022.972	-	-	1.022.972
109	PT Perdana Wahana Sentosa	1.627.011	5.224	664	1.632.899
110	PT Perisai Bhakti Rahardjo	-	-	-	-
111	PT Perisai Indonesia	407.561	-	10.800	418.361
112	PT Pertani Sejahtera	840.900	-	275.142	1.116.042
113	PT Premier Investama Bersama	9.077.440	-	69.941	9.147.381
114	PT Proasia Broker Asuransi	1.624.581	-	-	1.624.581
115	PT Proteksi Antar Nusa (d/h PT Dian Sarana Proteksi)	3.082.036	-	-	3.082.036
116	PT Proteksi Pradana	2.799.849	265.177	-	3.065.026
117	PT Proteksindo Broker Asuransi	3.893.394	-	156.839	4.050.233
118	PT Rajawali Insurance Brokers	13.725.921	-	6.279	13.732.200
119	PT Rajawali Pialang Asuransi	182.990	-	-	182.990
120	PT Rama Mitra Jasa	3.592.445	-	-	3.592.445
121	PT Rimas Proteksindo Utama	646.196	-	-	646.196
123	PT Royal Imperium Broker Services	135.385	12.524	-	147.909
124	PT Safe Insurance Brokers	3.461.379	-	438.589	3.899.968
125	PT Saksama Arta	2.293.322	-	-	2.293.322
122	PT Salvus Inti (d/h PT Risk Services Indonesia)	46.842.304	335.332	160.206	47.337.842
126	PT Sapta Miles Indonesia	5.076.742	-	249.155	5.325.897
127	PT Sarana Janesia Utama	21.906.601	-	-	21.906.601
128	PT Sathya Wahana Indonesia	1.140.202	-	34.199	1.174.401
129	PT Sedana Pasifik Servistama	2.796.130	-	-	2.796.130
130	PT Sehati Mitra Realita Indonesia Wali Nusa (d/h PT Sehati Mitra Realita Indonesia)	1.962.823	11.365	308.683	2.282.871
131	PT Sentana Mitra Kualita	839.457	-	105.454	944.911
132	PT Shinta Inserve	631.592	-	-	631.592
133	PT Siar Perdana Asuransi	786.525	-	1.847	788.372
134	PT Sinergi Adi Utama	1.878.879	-	3.844	1.882.723
135	PT Sinergi Mitratama Proteksi	46.523.447	-	1.065.681	47.589.128
136	PT Sino Palapa Insurance Brokers	-	-	-	-

NO.	NAMA PERUSAHAAN NAME OF COMPANIES	INVESTASI INVESTMENT	JUMLAH AKTIVA TOTAL ASSETS	JUMLAH LIABILITAS TOTAL LIABILITIES	MODAL SENDIRI EQUITY
137	PT Talisman Insurance Brokers	13.684	83.291	3.112	100.087
138	PT Terraspan Indonesia	8.594.459	76.282	-	8.670.741
139	PT Tigara Mitra Sejahtera	495.186	-	29.849	525.035
140	PT Tri Dharma Proteksi	13.934.882	312.190	462.882	14.709.954
141	PT Trust Insurance Broker (d/h PT Transpacific Insurance Broker)	16.780.485	352.963	175.533	17.308.981
142	PT Tugu Insurance Brokers	1.206.002	-	-	1.206.002
143	PT United Insurance Services	1.358.948	-	3.409	1.362.357
144	PT Vega Prima Insurindo	966.421	12.994	-	979.415
145	PT Visi Bersama Serantau				
146	PT Web Proteksi Solusindo	1.154.362.811	37.243.046	53.011.123	1.244.616.980
<b>JUMLAH / SUBTOTAL</b>					
<b>PERUSAHAAN PIALANG ASURANSI PATUNGAN</b>					
<b>JOINT VENTURE INSURANCE BROKES</b>					
		112.563.452	1.155.247	3.917.747	117.636.446
		29.791.132	36.142	147.166	29.974.440
1	PT AON Indonesia (d/h PT AON Lippo Indonesia)	82.855.138	295.771	-	83.150.909
2	PT Howden Insurance Brokers Indonesia (d/h PT Accette Broker Asuransi)	190.514.388	147.953	139.186	190.801.526
3	PT Jardine Lloyd Thompson (d/h PT Jardine Insurance Broke)	6.084.482	603.896	-	6.688.378
4	PT Marsh Indonesia (d/h PT Sedgwick James Dharmala)	24.262.566	-	75.472	24.338.038
5	PT Panasonic Insurance Service Indonesia (d/h PT Matsushita General Insurance Broker Ind	58.468.968	669.697	1.609.229	60.747.894
6	PT Toyota Tsusho Insurance Broker Indonesia (PT Wahana Bangun Jasa)				
7	PT Willis Indonesia	504.540.126	2.908.706	5.888.800	513.337.631
<b>JUMLAH / SUBTOTAL</b>					
<b>PERUSAHAAN PIALANG REASURANSI</b>					
<b>REINSURANCE BROKERS</b>					
		11.280.507	-	640.141	11.920.648
		1.795.806	96.336	-	1.892.142
1	PT Adhi Lintas Tanase	223.990	32.032	9.799	265.821
2	PT Adi Pratama Asia	9.011.605	211.900	156.641	9.380.146
	PT Andalan Resiko Lestari	3.306.790	100.071	639.378	4.046.238
3	PT AON Benfield Indonesia (d/h PT Aon Reinsurance Brokers Indonesia)	2.777.568	2.036	355.367	3.134.971
4	PT Artha Dana Mandiri	-	-	-	-
5	PT Asiare Binajasa	3.478.442	45.631	72.242	3.596.315
6	PT Asrinda Arthasangga	119.797	-	49.800	169.597
7	PT Best One Asia Reinsurance Brokers	1.851.385	-	-	1.851.385
8	PT Chartered Reinsurance Brokers	30.483	-	-	30.483
9	PT Cipta Colemont Asia Reinsurance Broker	2.855.057	35.243	34.252	2.924.552
	PT Dharmapala	5.856.662	233.549	1.602.614	7.692.825
10	PT Energi Mandiri Internasional	-	-	-	-
11	PT Esa Bina Sejati	1.814.724	-	29.680	1.844.404
12	PT Fortice Adhitama	1.834.141	-	-	1.834.141
13	PT Hanover Indonesia (d/h PT Multisentra Wahana Asuransi)	11.088.305	1.142.619	822.053	13.052.977
14	PT Holmes Reinsurance Brokers	6.634.585	1.631.467	331.011	8.597.063
15	PT IBS Reinsurance Brokers	2.058.548	-	92.469	2.151.017
16	PT Ibu Reinsurance Broker Utama	15.408.090	1.098.969	79.431	16.586.490
17	PT Igna Asia	-	-	-	-
18	PT Jasa Cipta Rembaka	8.442.366	90.791	388.943	8.922.100
19	PT Mandiri International (tidak ad dalam daftar 2014)	677.789	234.955	21.922	934.666
20	PT Mega Jasa Reinsurance Brokers	141.293	-	11.266	152.559
21	PT Paragon Reinsurance Brokers	2.158.306	66.124	61.704	2.286.134
22	PT Parare International	3.665.576	-	(44.024)	3.621.552
23	PT Pialang Reasuransi Dekai Indonesia	20.239.282	288.170	4.674	20.532.126
24	PT Proteksi Wahana Sentosa	1.567.767	107.709	34.038	1.709.514
25	PT Simas Reinsurance Brokers	9.264.943	389.541	1.309.645	10.964.129
26	PT Tala Re International	-	-	10.212	10.212
27	PT Trinity Re (PT Talisman International)	-	37.490	8.983	46.473
28	PT United Pialang Reasuransi	9.267.484	137.261	-	9.404.745
29	PT Viva Broker Reasuransi Indonesia				
30	PT Marsh Reinsurance Brokers Indonesia (d/h PT Peranas Agung)	136.851.291	5.981.894	6.722.240	149.555.426
<b>JUMLAH / SUBTOTAL</b>					
		1.795.754.228	46.133.646	65.622.163	1.907.510.037
<b>JUMLAH SELURUHNYA / GRAND TOTAL</b>					
		1.521.230	9.093.986	109.060	933.184

**Tabel 7.4 Rekapitulasi Perhitungan Laba / Rugi Tahun 2014**  
**Table 7.4 The Recapitulation of Profit / Loss in 2014**

NO.	NAMA PERUSAHAAN NAME OF COMPANIES	Jumlah Pendapatan						Biaya Operasi		Biaya Lainnya		LABA / RUGI PROFIT & LOSS
		(3)	(4)	(5)	(6)	(7)	(8)	(9)	(10)	(11)		
(1)	-2	(3)	(4)	(5)	(6)	(7)	(8)	(9)	(10)	(11)	(12)	
<b>PERUSAHAAN PIALANG ASURANSI SWASTA NASIONAL</b>												
<b>NATIONAL PRIVATE INSURANCE BROKERS</b>												
1	PT AA Pialang Asuransi	9.023.193	-	28.960	9.052.153	5.828.964	297.287	2.925.902				
2	PT Abadi Proteksindo Artha	658.900	-	343.257	1.002.157	967.248	57.831	(22.922)				
3	PT Adi Antara Asia	9.612.548	362.772	-	9.975.320	7.755.797	648.039	1.571.484				
4	PT Adonai Pialang Asuransi (d/h PT Metanoia Mulia Agung)	4.691.002	-	-	4.691.002	2.587.499	(39.861)	2.143.364				
5	PT Advis Terapan Proteksindo (d/h PT Mosesa Rizki Makmur)	3.387.478	-	177.409	3.564.887	3.242.305	-	322.582				
6	PT Aigra Insurance Brokers (d/h PT Atap Indah Insurance Brokers)	605.819	-	-	605.819	540.188	2.726	62.905				
7	PT Alih Risiko Makna Sejahtera	-	-	-	-	-	-	-				
8	PT Andika Mitra Sejati	2.565.607	-	1.105	2.566.712	2.196.917	-	369.795				
9	PT Andromeda International	-	-	-	-	-	-	-				
10	PT Antar Nusa Proteksi	514.079	-	2.115	516.194	464.471	552	51.171				
11	PT Antara Intermediary Indonesia	5.337.099	-	165.219	5.502.318	4.699.345	-	802.973				
12	PT Anugerah Bersama Berkah Abadi	2.638.151	-	2.882	2.641.033	2.586.690	10.835	43.508				
13	PT Anugrah Atma Adiguna (d/h PT Anugrah Insurance Broker)	30.033	-	1.598	31.631	314.639	922	(283.930)				
14	PT Anugrah Medai Broker	989.671	-	117.308	1.106.978	962.834	1.641	142.504				
15	PT Artha Raharja (d/h PT Artha Raharja Insurance Broker)	1.938.056	28.030	1.700	1.967.786	1.429.987	289.853	247.946				
16	PT Asia Finance Risk (d/h PT Asurindo Media Cipta)	1.402.086	-	-	1.402.086	1.328.735	-	73.350				
17	PT Asia International Insurance Brokers	198.063	-	277	198.340	180.875	5.446	12.019				
18	PT Asta Kanti	3.561.853	-	-	3.561.853	2.988.153	25.029	548.671				
	PT Asyiki Sarana Sejahtera	916.148	95.167	-	1.011.315	772.339	42.064	196.912				
19	PT Axle Asia	20.442.022	99.006	42.660	20.583.688	19.917.771	(346.629)	1.012.546				
20	PT Bahtera Mitra Jasa	752.077	970	33.310	786.357	692.528	43.347	50.482				
	PT Barron Pandu Abadi	-	-	-	-	64.600	-	(64.600)				
21	PT Best Proteksi Indonesia	350.549	72.132	25.755	448.436	365.960	19.958	62.518				
22	PT BGIB Insurance Broker	9.841.574	-	419.000	10.260.574	8.954.346	-	1.306.228				
23	PT Bhineka Cipta Lestari	802.561	68.407	38.963	909.931	419.247	13.264	477.420				
24	PT Bina Dana Sejahtera	3.667.788	127.479	20.649	3.815.916	3.415.952	12.947	387.017				
25	PT Bina Kridatama Nusantara	3.475.433	-	1.558.372	5.033.805	4.527.504	73.281	433.020				

am Jutaan Rupiah  
In Million Rupiah

6

NO.	NAMA PERUSAHAAN NAME OF COMPANIES	PENDAPATAN KOMISI COMMISSIONS INCOME	HASIL INVESTASI INVESTMENT INCOME	HASIL LAINNYA OTHER INCOME	JUMLAH PENDAPATAN TOTAL INCOME	BIAYA OPERASI OPERATION EXPENSES	BIAYA LAINNYA OTHER EXPENSES	LABA / RUGI PROFIT & LOSS
26	PT Bina Murindo Insurance Broker	-	-	-	-	-	-	-
27	PT Binasentra Purna	53.875.935	2.210.313	28.704.235	84.790.484	42.881.590	-	41.908.895
	PT Bintang Jasa Selaras Insurance Broker	1.050.994	-	-	1.050.994	471.310	-	579.684
28	PT Brilliant Insurance Brokers	21.695.900	1.588.425	678.200	23.962.525	15.033.273	763.735	8.165.517
29	PT Bringin Sejahtera Makmur	6.690.730	-	(283.685)	6.407.045	6.231.855	-	175.190
30	PT Brocade Insurance Broker (d/h PT Anugerah Tirta Masindo)	4.950.139	53.718	72.921	5.076.778	5.343.428	35.101	(301.751)
31	PT Buana Jasa Pratama	-	-	-	-	-	-	-
32	PT Buana Lintas Persada	1.484.932	37.585	291.020	1.813.537	1.605.857	243.038	(35.358)
33	PT Bumi Insurance Brokers (d/h PT Energy Broker Indonesia)	10.313.358	252.899	244.168	10.810.425	8.036.419	342.201	2.431.805
34	PT Caraka Mulia	985.825	20.333	-	1.006.158	753.061	4.604	248.493
35	PT Central Antar Jasa	21.776.572	2.074.100	87.171	23.937.843	18.232.406	179.586	5.525.851
36	PT Cipta Integra Duta	3.143.443	-	-	3.143.443	2.862.816	110.937	169.690
37	PT Cipta Uni Jasa	8.194.111	-	6.530	8.200.641	7.285.121	-	915.520
38	PT Dharma Honoris Raksa Pratama	9.815.413	-	-	9.815.413	9.206.696	(324.304)	933.021
39	PT Dinamika Prima Servitama	2.163.816	31.079	157.300	2.352.195	1.704.643	-	647.552
40	PT Dinda Pradana Insurance Broker	2.716.787	-	-	2.716.787	1.961.959	(118.982)	873.810
41	PT Dritama Brokerindo	37.107.842	581.240	(517.489)	37.171.593	18.979.367	-	18.192.226
42	PT Duta Semesta Raya (PT Duta Sewu Raya)	18.379.376	1.676.452	726.338	20.782.166	12.825.000	88.183	7.868.983
43	PT Estika Jasatama	110.000	-	195	110.195	102.720	815	6.660
44	PT Experta Jamin Lindung Kencana	131.722	-	2.540	134.262	1.103.241	2.709	(971.688)
45	PT Felima Orient Pacific	2.797.768	-	122.805	2.920.573	2.310.465	82.395	527.713
46	PT Fistlight Indonesia Insurance Brokers	-	-	-	-	-	-	-
	PT Fokus Solusi Proteksi	6.670.353	-	-	6.670.353	5.875.067	49.244	746.042
47	PT Fred Marius Sabini Insurance Broker	18.497.399	344.363	119.015	18.960.777	14.711.729	541.562	3.707.486
48	PT Fresnel Perdana Mandiri	8.246.167	-	816.761	9.062.928	7.632.337	1.056.854	373.737
	PT Futura Finansial Prosperindo	1.785.754	976	186.096	1.972.827	1.883.847	(700)	89.680
49	PT Gelora Karya Jasatama	1.288.179	123.613	30.589	1.442.381	1.341.145	6.870	94.366
50	PT Global Insurance Broker (d/h PT Pialang Asuransi BancBali)	-	-	-	-	132.623	-	(132.623)
51	PT Global Risk Management	1.619.555	-	7.892	1.627.447	1.115.677	-	511.770
52	PT Grasia Media Utama	1.265.908	-	-	1.265.908	1.253.299	-	12.609
53	PT Hagati Brokerindo	76.466.089	2.302.967	1.101.588	79.870.644	59.127.107	-	20.743.537
54	PT IB Insurance Broking (d/h PT Independent Broker)	5.186.876	390.923	(96.966)	5.480.833	2.165.109	-	3.315.723
55	PT IBS Insurance Broking Service	423.660	-	50.000	473.660	462.843	-	10.817
56	PT Indomobil Insurance Consultant	54.584.906	12.094.478	2.267.152	68.946.536	33.467.907	666.895	34.811.735
57	PT Indonesia Insurance Brokers (d/h PT Coverindo Utama Services Insurance Broker)	6.838.885	-	-	6.838.885	6.386.628	(242.190)	694.447

NO.	NAMA PERUSAHAAN NAME OF COMPANIES	PENDAPATAN KOMISI COMMISSIONS INCOME	HASIL INVESTASI INVESTMENT INCOME	HASIL LAINNYA OTHER INCOME	JUMLAH PENDAPATAN TOTAL INCOME	BIAYA OPERASI OPERATION EXPENSES	BIAYA LAINNYA OTHER EXPENSES	LABA / RUGI PROFIT & LOSS
58	PT Indurance Broker Utama	1.143.808	3.410	19.571	1.166.789	1.104.752	67.086	(5.049)
59	PT Inso Multi Pratama	1.850.346	-	-	1.850.346	1.786.774	4.737	58.835
60	PT Insurance Broker Consultant International	7.657.649	-	-	7.657.649	7.634.951	(2.796)	25.494
61	PT Inter Rajasa Putra	1.540.817	-	961	1.541.778	1.265.518	58.682	217.578
62	PT Intercoastal Indonesia	1.207.395	-	13.246	1.220.641	1.160.603	8.225	51.813
63	PT Interjasa Kreasi Brokerindo	438.684	-	-	438.684	420.971	(158)	17.871
64	PT ISTPRO Inti Nusa	1.659.688	-	91.950	1.751.638	1.991.971	30.917	(271.250)
65	PT Jasa Advisindo Sejahtera	11.140.104	88.999	266.940	11.496.043	8.608.075	-	2.887.968
66	PT Java Insurance Brokers	2.067.937	-	128.638	2.196.575	3.869.379	383.363	(2.056.167)
67	PT Jaya Proteksindo Sakti	1.718.600	75.422	-	1.794.022	1.426.537	41.609	325.876
68	PT Jets Indonesia	141.865.570	4.734.050	2.520.116	149.119.736	69.806.097	3.330.913	75.982.726
69	PT Jupiter Insurance Broker and Consultant	110.034	-	-	110.034	410.016	2.341	(302.323)
70	PT Kali Besar Raya Utama	13.537.935	67.178	292.790	13.897.903	11.222.437	190.396	2.485.070
	PT Kantata Mitra Jamindo	272.431	-	-	272.431	265.674	-	6.757
71	PT Krida Upaya Tunggal	498.548	-	3.404	501.952	400.764	2.134	99.054
72	PT Laren Insurance Broker	5.571.791	-	279.230	5.851.021	3.908.951	-	1.942.070
73	PT Lead Insurance Brokers (d/h PT Lintas Sentralindo)	2.631.017	10.200	634.004	3.275.221	2.692.668	22.293	560.260
74	PT Liberty & General Risk Service	4.895.732	1.000.391	44.929	5.941.052	3.523.975	794.002	1.623.075
75	PT Lidean Pialang Asuransi	13.072.920	600.000	175.140	13.848.060	14.195.032	7.196	(354.168)
76	PT Lumbang Sari	3.692.803	18.121	303.214	4.014.138	2.951.788	286.496	775.854
77	PT Madani Karsa Mandiri	1.027.003	-	41.079	1.068.082	453.925	-	614.157
78	PT Magnus Mitra Sejahtera	-	-	-	-	-	-	-
79	PT Maju Anugerah Proteksi (d/h PT Bikuetza Artha Prima)	3.064.802	91.005	1.103	3.156.910	2.331.713	632.820	192.377
80	PT Makna Mandiri Insurance Broker	3.510.398	8.171	90.892	3.609.461	3.455.756	32.461	121.244
81	PT Manggala Artha Sejahtera (d/h PT Pundi Fusindo)	4.137.139	93.205	3.984.780	8.215.124	2.533.333	-	5.681.791
82	PT Manunggal Bhakti Suci	-	-	-	-	-	-	-
83	PT Megah Putra Manunggal	5.378.836	27.995	85.857	5.492.688	3.322.019	6.095	2.164.574
84	PT Metropolitan Krida Jaya	10.569.027	-	4.332	10.573.359	7.927.588	2.292.805	352.966
85	PT Mitra Cipta Proteksindo	10.269.456	419.590	-	10.689.046	6.926.595	16.381	3.746.070
86	PT Mitra Dhana Atmharaksha	132.007.780	3.555.229	865.654	136.428.663	82.326.982	-	54.101.681
87	PT Mitra Harmoni Insurance Broker	857.334	2.052	232.126	1.091.512	1.059.956	2.015	29.541
88	PT Mitra Iswara & Rorimpandey	659.873	-	20.644	680.517	428.909	97.091	154.517
89	PT Mitra Jasa Pratama	761.642	-	2.942	764.584	896.704	-	(132.120)
90	PT Mitra Sentosa Paramaabadi	465.412	13.037	7.404	485.853	421.942	8.225	55.686



NO.	NAMA PERUSAHAAN NAME OF COMPANIES	PENDAPATAN KOMISI COMMISSIONS INCOME	HASIL INVESTASI INVESTMENT INCOME	HASIL LAINNYA OTHER INCOME	JUMLAH PENDAPATAN TOTAL INCOME	BIAYA OPERASI OPERATION EXPENSES	BIAYA LAINNYA OTHER EXPENSES	LABA / RUGI PROFIT & LOSS
91	PT Mitra Smergi Proteksindo (PT Star Trustama Indonesia)	18.163.255	-	593.056	18.756.311	18.272.694	251.105	232.512
92	PT Mitramandiri Pialang Asuransi	5.505.693	116.397	115.928	5.738.018	4.265.851	-	1.472.167
93	PT Multi Artha Insurance Brokers	1.453.293	60.775	5.901	1.519.969	1.279.437	235.951	4.581
94	PT Multi Ash Pratama	2.135.282	-	-	2.135.282	1.886.263	52.760	196.259
95	PT Multiniaga Intermedia Proteksi (d/h PT Gemah Ripah Intermedia Proteksi)	151.213	-	-	151.213	147.521	137	3.555
96	PT Munich Lloyd International Brokers	8.469.132	27.206	131.913	8.628.251	7.254.049	-	1.374.202
97	PT Nadi Jasa Pratama	601.645	24.336	9.122	635.103	430.748	7.090	197.265
98	PT National Insurance Brokers	82.452	-	47	82.499	82.216	126	157
99	PT Nugraha Perkasa Mandiri	5.658.080	-	301.176	5.959.256	5.785.885	31.460	141.911
100	PT Nusadua Pialang Asuransi	13.494.770	91.297	18.046	13.604.113	11.582.227	-	2.021.886
101	PT Nusantara Insurance Broker & Consultant (d/h PT Java Raya Insurance Broker)	3.719.479	-	9.992	3.729.471	5.813.129	-	(2.083.658)
102	PT Pacific Indonesia Berjaya	-	-	-	-	-	-	-
103	PT PAIB Indonesia	3.011.896	1.961	383.563	3.397.420	2.679.973	482.095	235.352
104	PT Paladin International (tidak ada dalam daftar 2014)	142.450	-	-	142.450	143.214	356	(1.120)
105	PT Partnerindo Inti Cipta	665.831	-	387	666.218	526.329	30.357	109.532
106	PT Pasindo Utama (d/h PT Kwartira Wirakarsa)	-	-	-	-	-	-	-
107	PT Pegasus Insurindo	2.017.494	8.249	14.023	2.039.766	2.392.547	40.329	(393.110)
108	PT Penta Pro Indonesia	1.022.972	-	-	1.022.972	766.012	215.953	41.007
109	PT Perdana Wahana Sentosa	1.627.011	5.224	664	1.632.899	1.082.389	7.847	542.663
110	PT Perisai Bhakti Rahardjo	-	-	-	-	-	-	-
111	PT Perisai Indonesia	407.561	-	10.800	418.361	434.979	-	(16.618)
112	PT Pertani Sejahtera	840.900	-	275.142	1.116.042	1.063.142	-	52.900
113	PT Premier Investama Bersama	9.077.440	-	69.941	9.147.381	8.657.357	122.975	367.049
114	PT Proasia Broker Asuransi	1.624.581	-	-	1.624.581	1.517.717	3.457	103.407
115	PT Proteksi Antar Nusa (d/h PT Dian Sarana Proteksi)	3.082.036	-	-	3.082.036	2.693.389	52.371	336.276
116	PT Proteksi Pradana	2.799.849	265.177	-	3.065.026	1.528.133	25.659	1.511.234
117	PT Proteksindo Broker Asuransi	3.893.394	-	156.839	4.050.233	3.263.989	-	786.244
118	PT Rajawali Insurance Brokers	13.725.921	-	6.279	13.732.200	11.999.450	826.661	906.089
119	PT Rajawali Pialang Asuransi	182.990	-	-	182.990	407.540	(11.736)	(212.814)
120	PT Rama Mitra Jasa	3.592.445	-	-	3.592.445	3.770.654	(89.485)	(88.724)
121	PT Rimas Proteksindo Utama	646.196	-	-	646.196	648.528	(25.653)	23.321
123	PT Royal Imperium Broker Services	135.385	12.524	-	147.909	501.437	201	(353.729)
124	PT Safe Insurance Brokers	3.461.379	-	438.589	3.899.968	1.966.193	259.358	1.674.417
125	PT Saksama Arta	2.293.322	-	-	2.293.322	1.751.040	95.651	446.631
122	PT Salvus Inti (d/h PT Risk Services Indonesia)	46.842.304	335.332	160.206	47.337.842	38.632.423	2.777.223	5.928.196
126	PT Saptia Miles Indonesia	5.076.742	-	249.155	5.325.897	3.706.092	-	1.619.805

NO.	NAMA PERUSAHAAN NAME OF COMPANIES	PENDAPATAN KOMISI COMMISSIONS INCOME	HASIL INVESTASI INVESTMENT INCOME	HASIL LAINNYA OTHER INCOME	JUMLAH PENDAPATAN TOTAL INCOME	BIAYA OPERASI OPERATION EXPENSES	BIAYA LAINNYA OTHER EXPENSES	LABA / RUGI PROFIT & LOSS
127	PT Sarana Janesia Utama	21.906.601	-	-	21.906.601	15.312.291	3.825.901	2.768.409
128	PT Sathya Wahana Indonesia	1.140.202	-	34.199	1.174.401	1.655.608	-	(481.207)
129	PT Sedana Pasifik Servistama	2.796.130	-	-	2.796.130	2.567.173	16.580	212.377
130	PT Sehati Mitra Realita Indonesia Wati Nuisa (d/h PT Sehati Mitra Realita Indonesia)	1.962.823	11.365	308.683	2.282.871	2.167.810	-	115.061
131	PT Sentana Mitra Kualita	839.457	-	105.454	944.911	911.903	6.786	26.222
132	PT Shinta Inserve	631.592	-	-	631.592	579.876	25.693	26.023
133	PT Sjar Perdana Asuransi	786.525	-	1.847	788.372	747.967	7.749	32.656
134	PT Sinerji Adi Utama	1.878.879	-	3.844	1.882.723	1.918.339	-	(35.616)
135	PT Sinerji Mitratama Proteksi	46.523.447	-	1.065.681	47.589.128	40.264.760	183.669	7.140.699
136	PT Sino Palapa Insurance Brokers	-	-	-	-	-	-	-
137	PT Talisman Insurance Brokers	13.684	83.291	3.112	100.087	91.701	4.252	4.134
138	PT Terrasan Indonesia	8.594.459	76.282	-	8.670.741	7.279.582	-	1.391.159
139	PT Tigara Mitra Sejahtera	495.186	-	29.849	525.035	512.319	-	12.716
140	PT Tri Dharma Proteksi	13.934.882	312.190	462.882	14.709.954	9.532.123	80.824	5.097.007
141	PT Trust Insurance Broker (d/h PT Transpacific Insurance Broker)	16.780.485	352.963	175.533	17.308.981	15.099.978	303.540	1.905.463
142	PT Tugu Insurance Brokers	1.206.002	-	-	1.206.002	973.804	(46.518)	278.716
143	PT United Insurance Services	1.358.948	-	3.409	1.362.357	1.073.411	41.299	247.647
144	PT Vega Prima Insurindo	966.421	12.994	-	979.415	658.551	269.474	51.390
145	PT Visi Bersama Serantau	-	-	-	-	-	-	-
146	PT Web Proteksi Solusindo	1.154.362.811	37.243.046	53.011.123	1.244.616.980	868.703.537	23.073.910	352.839.533
<b>JUMLAH / SUBTOTAL</b>								
<b>PERUSAHAAN PIALANG ASURANSI PATUNGAN</b>								
<b>JOINT VENTURE INSURANCE BROKES</b>								
		112.563.452	1.155.247	3.917.747	117.636.446	79.309.846	4.802.488	33.524.112
		29.791.132	36.142	147.166	29.974.440	29.074.681	(62.100)	961.859
1	PT AON Indonesia (d/h PT AON Lippo Indonesia)	82.855.138	295.771	-	83.150.909	67.555.383	(1.226.198)	16.821.724
2	PT Howden Insurance Brokers Indonesia (d/h PT Accette Broker Asuransi)	190.514.388	147.953	139.186	190.801.526	116.150.881	5.529.274	69.121.371
3	PT Jardine Lloyd Thompson (d/h PT Jardine Insurance Broke)	6.084.482	603.896	-	6.688.378	2.417.125	-	4.271.253
4	PT Marsh Indonesia (d/h PT Sedgwick James Dharmala)	24.262.566	-	75.472	24.338.038	14.133.780	171.363	10.032.895
5	PT Panasonic Insurance Service Indonesia (d/h PT Matsushita General Insurance Broker Ind	58.468.968	669.697	1.609.229	60.747.894	51.595.576	-	9.152.318
6	PT Toyota Tsusho Insurance Broker Indonesia (PT Wahana Bangun Jasa)	-	-	-	-	-	-	-
7	PT Wilitis Indonesia	504.540.126	2.908.706	5.888.800	513.337.631	360.237.272	9.214.827	143.885.532
<b>JUMLAH / SUBTOTAL</b>								

NO.	NAMA PERUSAHAAN NAME OF COMPANIES	PENDAPATAN KOMISI INCOME	HASIL INVESTASI INCOME	HASIL LAINNYA OTHER INCOME	JUMLAH PENDAPATAN TOTAL INCOME	BIAYA OPERASI OPERATION EXPENSES	BIAYA LAINNYA OTHER EXPENSES	LABA / RUGI PROFIT & LOSS
<b>PERUSAHAAN PIALANG REASURANSI</b>								
<b>REINSURANCE BROKERS</b>								
		11.280.507	-	640.141	11.920.648	8.944.807	-	2.975.841
		1.795.806	96.336	-	1.892.142	1.464.492	29.791	397.859
1	PT Adhi Lintas Tanase	223.990	32.032	9.799	265.821	623.622	10	(357.811)
2	PT Adi Pratama Asia	9.011.605	211.900	156.641	9.380.146	5.234.013	274.525	3.871.608
	PT Andalan Resiko Lestari	3.306.790	100.071	639.378	4.046.238	3.853.871	149.103	43.265
3	PT AON Benfield Indonesia (d/h PT Aon Reinsurance Brokers Indonesia)	2.777.568	2.036	355.367	3.134.971	3.015.506	88.455	31.010
4	PT Artha Dana Mandiri	-	-	-	-	-	-	-
5	PT Asiare Binajasa	3.478.442	45.631	72.242	3.596.315	3.521.469	29.602	45.244
6	PT Asrinda Arthasangga	119.797	-	49.800	169.597	165.683	-	3.914
7	PT Best One Asia Reinsurance Brokers	1.851.385	-	-	1.851.385	1.310.290	177.386	363.709
8	PT Chartered Reinsurance Brokers	30.483	-	-	30.483	21.882	-	8.601
9	PT Cipta Colemont Asia Reinsurance Broker	2.855.057	35.243	34.252	2.924.552	1.994.087	31.062	899.403
	PT Dharmapala	5.856.662	233.549	1.602.614	7.692.825	6.717.652	-	975.173
10	PT Energi Mandiri Internasional	-	-	-	-	132.819	-	(132.819)
11	PT Esa Bina Sejati	1.814.724	-	29.680	1.844.404	2.317.866	24.185	(497.647)
12	PT Fortice Adhitama	1.834.141	-	-	1.834.141	1.681.266	-	152.875
13	PT Hanover Indonesia (d/h PT Multisentra Wahana Asuransi)	11.088.305	1.142.619	822.053	13.052.977	2.397.052	-	10.655.925
14	PT Holmes Reinsurance Brokers	6.634.585	1.631.467	331.011	8.597.063	3.333.657	105.491	5.157.916
15	PT IBS Reinsurance Brokers	2.058.548	-	92.469	2.151.017	1.843.488	-	307.529
16	PT Ibu Reinsurance Broker Utama	15.408.090	1.098.969	79.431	16.586.490	9.054.915	-	7.531.575
17	PT Iga Asia	-	-	-	-	-	-	-
18	PT Jasa Cipta Rembaka	8.442.366	90.791	388.943	8.922.100	6.032.121	338.061	2.551.918
19	PT Mandiri International (tidak ad dalam daftar 2014)	677.789	234.955	21.922	934.666	667.156	3.329	264.181
20	PT Mega Jasa Reinsurance Brokers	141.293	-	11.266	152.559	452.516	159.113	(459.070)
21	PT Paragon Reinsurance Brokers	2.158.306	66.124	61.704	2.286.134	2.221.911	-	64.223
22	PT Parare International	3.665.576	-	(44.024)	3.621.552	2.102.846	792.950	725.756
23	PT Pialang Reasuransi Dekai Indonesia	20.239.282	288.170	4.674	20.532.126	8.180.900	3.219.232	9.131.994
24	PT Proteksi Wahana Sentosa	1.567.767	107.709	34.038	1.709.514	1.234.343	73.398	401.773
25	PT Simas Reinsurance Brokers	9.264.943	389.541	1.309.645	10.964.129	9.013.126	-	1.951.003
26	PT Tala Re International	-	-	10.212	10.212	112.327	414.683	(516.798)
27	PT Trinity Re (PT Talisman International)	-	37.490	8.983	46.473	1.461.812	2.324	(1.417.663)
28	PT United Pialang Reasuransi	9.267.484	137.261	-	9.404.745	8.658.545	(399.743)	1.145.942
29	PT Viva Broker Reasuransi Indonesia	-	-	-	-	-	-	-
30	PT Warsh Reinsurance Brokers Indonesia (d/h PT Peranas Agung)	136.851.291	5.981.894	6.722.240	149.555.426	97.766.040	5.512.957	46.276.429
<b>JUMLAH / SUBTOTAL</b>		<b>1.795.754.228</b>	<b>46.133.646</b>	<b>65.622.163</b>	<b>1.907.510.037</b>	<b>1.326.706.848</b>	<b>37.801.694</b>	<b>543.001.495</b>
<b>JUMLAH SELURUHNYA / GRAND TOTAL</b>		<b>1.521.230</b>	<b>9.093.986</b>	<b>109.060</b>	<b>933.184</b>	<b>778.176</b>	<b>4.148.733</b>	<b>910.813</b>

**Tabel 7.5 Investasi Tahun 2010 - 2014**  
**Table 7.5 Investments in Year 2010 – 2014**

Dalam Ribuan Rupiah  
In Thousand Rupiah

NO. (1)	NAMA PERUSAHAAN NAME OF COMPANIES (2)	2010 (3)	2011 (4)	2012 (5)	2013 (6)	2014 (7)
<b>PERUSAHAAN PIALANG ASURANSI SWASTA NASIONAL</b>						
<b>NATIONAL PRIVATE INSURANCE BROKERS</b>						
1	PT AA Pialang Asuransi	-	850.750	850.750	-	-
2	PT Abadi Proteksindo Artha	-	-	-	-	-
3	PT Adi Antara Asia	-	-	-	-	2.000.000
4	PT Adonai Pialang Asuransi	-	300.000	-	-	-
5	PT Advis Terapan Proteksindo	-	-	-	-	-
6	PT Aigra Insurance Brokers	-	-	-	-	-
7	PT Alih Risiko Makna Sejahtera	-	-	-	-	-
8	PT Andika Mitra Sejati	-	-	-	-	995.500
9	PT Andromeda International	-	-	-	-	-
10	PT Antar Nusa Proteksi	-	-	-	-	-
11	PT Antara Intermediary Indonesia	-	-	-	50.000	50.000
12	PT Anugerah Bersama Berkah Abadi	-	-	-	-	-
13	PT Anugrah Atma Adiguna	-	-	-	-	-
14	PT Anugrah Medal Broker	250.000	250.000	-	-	-
15	PT Artha Jasa Indonesia	-	-	-	-	-
16	PT Artha Raharja	751.670	594.625	744.300	621.125	368.575
17	PT Asia Finance Risk	-	-	-	-	-
18	PT Asia Insurance Direct Brokers	-	-	-	-	-
19	PT Asia International Insurance Brokers	-	-	-	-	1.652.151
20	PT Asta Kanti	-	-	-	-	-
	PT Asyki Sarana Sejahtera***)	-	-	-	-	2.000.000
21	PT Axle Asia	1.700.000	1.500.000	5.366.850	4.990.960	2.217.200
22	PT Bahtera Mitra Jasa	-	25.439	26.356	27.314	28.284
	PT Barron Pandu Abadi***)	-	-	-	-	-
23	PT Best Proteksi Indonesia	-	-	-	-	-
24	PT BGIB Insurance Broker	1.015.298	1.026.135	896.077	914.255	-
25	PT Bhineka Cipta Lestari	825.000	1.025.000	1.025.000	1.025.000	2.085.000
26	PT Bina Dana Sejahtera	1.500.000	1.800.000	1.500.000	1.700.000	1.523.203
27	PT Bina Kridatama Nusantara	-	-	-	-	-
28	PT Bina Murindo Insurance Broker	-	-	-	-	-
29	PT Binakarya Sarana Insurance Broker	-	-	-	-	-
30	PT Binasentra Purna	30.664.500	33.908.219	33.100.151	26.072.922	24.196.638
	PT Bintang Jasa Selaras Insurance Broker***)	-	-	-	-	-
31	PT Brilliant Insurance Brokers	-	-	-	-	150.000
32	PT Bringin Sejahtera Makmur	19.350.000	20.600.000	21.400.000	25.900.000	16.400.000
33	PT Brocade Insurance Broker	-	-	-	-	-
34	PT Buana Jasa Pratama	512.256	630.290	721.720	764.642	851.999
35	PT Buana Lintas Persada	500.000	-	-	-	-
36	PT Bumi Insurance Brokers	-	-	-	375.375	312.495
37	PT Caraka Mulia	6.350.000	7.000.000	7.400.000	7.400.000	8.100.000
38	PT Central Antar Jasa	554.000	304.000	354.000	354.000	336.000
39	PT CIB Indonesia Insurance Broker	-	-	-	-	-
40	PT Cipta Integra Duta	12.173.410	5.532.709	4.694.425	7.771.265	5.716.397
41	PT Cipta Uni Jasa	-	-	-	-	-
42	PT Dana Landung Perkasa	-	-	-	-	-
43	PT Dharma Honoris Raksa Pratama	-	-	-	-	-
44	PT Dinamika Prima Servitama	-	-	-	-	750.000
45	PT Dinda Pradana Insurance Broker	473.065	473.065	523.564	-	548.921
46	PT Dritama Brokerindo	-	-	-	-	-
47	PT Duta Semesta Raya	8.945.867	9.119.730	16.398.725	20.597.215	21.386.581
48	PT Estika Jasatama	11.795.000	12.605.000	11.430.000	9.680.000	11.230.000
49	PT Experta Jamin Lindung Kencana	-	-	-	-	-
50	PT Felima Orient Pacific	-	-	-	-	-
51	PT Fistlight Indonesia Insurance Brokers	-	-	-	-	-
	PT Fokus Solusi Proteksi***)	-	-	-	-	1.000.000
52	PT Fred Marius Sabini Insurance Broker	-	-	-	530.000	1.160.000

Dalam Ribuan Rupiah  
In Thousand Rupiah

NO.	NAMA PERUSAHAAN NAME OF COMPANIES	2010	2011	2012	2013	2014
		(3)	(4)	(5)	(6)	(7)
53	PT Fresnel Perdana Mandiri	700.000	500.000	500.000	2.200.000	1.700.000
54	PT Gelora Karya Jasatama	735.000	310.000	310.000	-	-
55	PT Global Insurance Broker	534.820	481.360	-	-	-
56	PT Global Risk Management	-	1.000.000	1.000.000	1.000.000	1.000.000
57	PT Grasia Media Utama	-	-	-	-	-
58	PT Hagati Brokerindo	-	-	-	-	-
59	PT IB Insurance Broking	425.000	-	-	-	-
60	PT IBS Insurance Broking Service	54.458.064	4.663.600	44.772.730	61.171.772	70.774.069
61	PT Indomobil Insurance Consultant	2.422.885	4.421.569	4.781.065	4.204.617	6.343.783
62	PT Indonesia Insurance Brokers	-	-	-	-	-
63	PT Indosurance Broker Utama	25.842.271	33.758.935	43.343.211	51.668.257	67.804.784
64	PT Inscoco Multi Pratama	-	-	351.500	1.251.500	1.300.000
65	PT Insurance Broker Consultant International	400.000	400.000	-	-	-
66	PT Inter Rajasa Putra	-	-	-	-	-
67	PT Intercoastal Indonesia	-	-	-	-	-
68	PT Interjasa Kreasi Brokerindo	-	-	-	-	-
69	PT ISTPRO Inti Nusa	-	-	-	-	-
70	PT Jasa Advisindo Sejahtera	-	-	-	-	-
71	PT Java Insurance Brokers	-	-	-	-	-
72	PT Jaya Proteksindo Sakti	740.780	712.220	712.220	713.800	713.800
73	PT Jets Indonesia	-	-	-	-	-
74	PT Jupiter Insurance Broker and Consultant	1.000.000	1.229.400	815.778	1.205.750	1.457.281
75	PT Kali Besar Raya Utama (PT Kantata Mitra Jamindo***)	38.458.305	46.539.958	43.638.329	56.958.019	99.574.652
76	PT Krida Upaya Tunggal	480.000	655.000	205.000	1.170.000	2.925.000
77	PT Laren Insurance Broker	-	-	-	-	-
78	PT Lead Insurance Brokers	120.000	450.000	-	-	-
79	PT Liberty & General Risk Service	-	-	-	-	-
80	PT Lidean Pialang Asuransi	-	-	-	300.000	300.000
81	PT Lumbung Sari	10.478.606	10.340.273	11.214.569	12.206.690	14.267.551
82	PT Madani Karsa Mandiri	2.850.000	1.408.744	8.500.000	6.578.348	3.528.348
83	PT Magnus Mitra Sejahtera	-	-	-	-	-
84	PT Maju Anugerah Proteksi	-	-	-	-	-
85	PT Makna Mandiri Insurance Broker	-	-	-	-	-
86	PT Manggala Artha Sejahtera	-	-	3.500.000	2.950.000	2.950.000
87	PT Manunggal Bhakti Suci	2.300.000	1.450.000	300.000	-	400.000
88	PT Marga Insurance Broker	-	-	-	-	-
89	PT Megah Putra Manunggal	23.013.280	23.879.691	43.566.328	52.525.263	70.956.785
90	PT Metropolitan Krida Jaya	200.000	-	-	-	-
91	PT Mitra Cipta Proteksindo	-	-	-	-	1.700.000
92	PT Mitra Dhana Atmharaksha	505.000	-	-	-	-
93	PT Mitra Harmoni Insurance Broker	2.230.000	3.800.000	4.600.000	5.800.000	6.400.000
94	PT Mitra Iswara & Rorimpandey	5.084.753	8.785.000	17.282.070	27.797.178	34.589.944
95	PT Mitra Jasa Pratama	-	-	50.000	50.000	50.000
96	PT Mitra Sarana Insurance Broker	-	-	-	-	-
97	PT Mitra Sentosa Paramaabadi	250.000	-	-	-	-
98	PT Mitra Sinergi Proteksindo	450.000	250.000	150.000	-	-
99	PT Mitra Suksestama	-	-	-	-	-
100	PT Mitramandiri Pialang Asuransi	620.364	1.019.571	940.819	997.501	936.200
101	PT Multi Artha Insurance Brokers	-	-	15.000	15.000	120.000
102	PT Multi Ash Pratama	2.375.802	2.025.802	1.117.953	1.742.953	2.717.953
103	PT Multi Mitra Trust	-	-	-	-	-
104	PT Multiniaga Intermedia Proteksi	70.000	820.000	14.000	-	1.500.000
105	PT Munich Lloyd International Brokers	808.586	-	-	-	-
106	PT Nadi Jasa Pratama	-	-	-	-	-
107	PT National Insurance Brokers	600.000	900.000	100.000	200.000	500.000
108	PT Nugraha Perkasa Mandiri	77.283	-	100.858	151.994	473.014
109	PT Nusadua Pialang Asuransi	-	-	-	-	-
110	PT Nusantara Insurance Broker & Consultant	-	-	-	-	-
111	PT Pacific Indonesia Berjaya	500.000	500.000	-	1.071.153	1.147.387

Dalam Ribuan Rupiah  
In Thousand Rupiah

NO.	NAMA PERUSAHAAN NAME OF COMPANIES	2010	2011	2012	2013	2014
(1)	(2)	(3)	(4)	(5)	(6)	(7)
112	PT PAIB Indonesia	-	-	1.018.032	-	-
113	PT Paladin International	169.087	175.911	-	-	-
114	PT Partnerindo Inti Cipta	-	-	180.051	-	-
115	PT Pasindo Utama	-	-	-	-	-
116	PT Pegasus Insurindo	-	-	-	-	-
117	PT Penta Pro Indonesia	-	-	-	-	-
118	PT Perdana Wahana Sentosa	-	-	-	-	130.000
119	PT Perisai Bhakti Rahardjo	-	-	-	-	-
120	PT Perisai Indonesia	100.000	600.000	100.000	-	-
121	PT Pertani Sejahtera	-	-	-	-	-
122	PT Pratama Karya Insurance Broker	-	-	-	-	-
123	PT Premier Investama Bersama	-	-	-	-	-
124	PT Proasia Broker Asuransi	-	-	-	-	-
125	PT Proteksi Antar Nusa	-	-	-	-	-
126	PT Proteksi Pradana	-	-	-	-	-
127	PT Proteksindo Broker Asuransi	-	-	-	-	-
128	PT Rajawali Insurance Brokers	1.600.000	-	-	44.598	3.500.000
129	PT Rajawali Pialang Asuransi	-	800.000	1.000.800	1.214.301	1.000.000
130	PT Rama Mitra Jasa	-	-	-	-	-
131	PT Rimas Proteksindo Utama	1.000.000	2.000.000	2.000.000	-	-
132	PT Royal Imperium Broker Services	-	-	800.000	-	-
133	PT Safe Insurance Brokers	-	-	-	250.000	150.000
134	PT Saksama Arta	-	-	-	-	-
135	PT Salvus Inti	-	-	-	-	3.090.873
136	PT Sapta Miles Indonesia	-	-	-	-	-
137	PT Sarana Janesia Utama	6.500.000	5.000.000	3.000.000	5.000.000	-
138	PT Sathya Wahana Indonesia	-	-	194.175	-	-
139	PT Sedana Pasifik Servistama	1.007.500	1.043.531	6.485	16.875	18.925
140	PT Sehati Mitra Realita Indonesia Wali Nusa	850.000	700.000	100.000	-	-
141	PT Sentana Mitra Kualita	-	-	-	-	-
142	PT Serpihan Pialang Asuransi	-	-	-	-	-
143	PT Shinta Inserve	582.000	800.980	15.822	351.686	212.915
144	PT Siar Perdana Asuransi	-	-	-	-	-
145	PT Sinergi Adi Utama	-	-	-	-	-
146	PT Sinergi Mitratama Proteksi	-	-	-	-	-
147	PT Sino Palapa Insurance Brokers	750.000	750.000	750.000	-	-
148	PT Talisman Insurance Brokers	2.950.854	7.592.152	5.932.284	9.563.400	21.865.716
149	PT Terraspan Indonesia	-	1.000.000	1.000.000	1.000.000	-
150	PT Tigara Mitra Sejahtera	-	-	1.000.000	1.000.000	1.000.000
151	PT Tri Dharma Proteksi	500.000	775.000	810.000	1.370.670	700.000
152	PT Trust Insurance Broker	-	-	-	-	-
153	PT Tugu Insurance Brokers	1.157.800	1.711.650	3.325.250	4.777.150	6.802.250
154	PT United Insurance Services	1.000.000	1.300.000	4.098.860	3.624.700	2.427.960
155	PT Vega Prima Insurindo	-	-	-	-	-
156	PT Visi Bersama Serantau	-	-	450.000	-	200.000
157	PT Web Proteksi Solusindo	290.000	290.000	290.000	240.000	240.000
<b>JUMLAH / SUBTOTAL</b>		<b>294.548.107</b>	<b>272.385.309</b>	<b>364.385.109</b>	<b>431.157.248</b>	<b>542.528.134</b>
<b>PERUSAHAAN PIALANG ASURANSI PATUNGAN</b>						
<i>JOINT VENTURE INSURANCE BROKES</i>						
1	PT AON Indonesia	38.973.662	3.050.000	-	-	23.699.000
2	PT Howden Insurance Brokers Indonesia	-	1.250.000	52.907.950	44.858.000	650.000
3	PT Jardine Lloyd Thompson	21.029.179	28.356.071	15.018.687	-	16.760.985
4	PT Marsh Indonesia	39.626.126	29.121.364	8.314.508	14.279.580	4.184.025
5	PT Panasonic Insurance Service Indonesia	5.097.600	5.345.534	9.531.555	5.826.073	7.000.000
6	PT Toyota Tsusho Insurance Broker Indonesia	-	-	2.000.000	-	-
7	PT Willis Indonesia	4.000.000	-	-	-	-
<b>JUMLAH / SUBTOTAL</b>		<b>108.726.567</b>	<b>67.122.969</b>	<b>87.772.700</b>	<b>64.963.653</b>	<b>52.294.010</b>

Dalam Ribuan Rupiah  
In Thousand Rupiah

NO.	NAMA PERUSAHAAN NAME OF COMPANIES	2010	2011	2012	2013	2014
		(1)	(2)	(3)	(4)	(5)
<b>PERUSAHAAN PIALANG REASURANSI</b>						
<b>REINSURANCE BROKERS</b>						
1	PT Adhi Lintas Tanase	-	-	-	-	-
2	PT Adi Pratama Asia	825.383	800.000	1.035.000	1.175.000	1.500.000
	PT Andalan Resiko Lestari***)					50.000
3	PT AON Benfield Indonesia	2.575.000	3.050.000	4.500.000	4.400.000	4.800.000
4	PT Artha Dana Mandiri	-	-	500.000	1.700.000	1.200.000
5	PT Asiare Binajasa	67.776	71.604	75.313	79.276	-
6	PT Asrinda Arthasangga	6.508.454	12.733.488	21.246.698	13.253.104	-
7	PT Best One Asia Reinsurance Brokers	1.000.000	1.000.000	1.000.000	1.000.000	1.000.000
8	PT Chartered Reinsurance Brokers	-	-	-	-	-
9	PT Cipta Colemont Asia Reinsurance Broker	-	-	-	-	-
	PT Dharmapala Pialang Reasuransi					-
10	PT Energi Mandiri Internasional	-	-	950.000	1.000.000	1.085.400
11	PT Esa Bina Sejati	879.240	1.355.026	902.145	2.511.745	2.719.664
12	PT Fortice Adhitama	-	-	-	-	-
13	PT Hanofre Indonesia	50.000	50.000	-	-	-
14	PT Holmes Reinsurance Brokers	-	-	-	-	-
15	PT IBS Reinsurance Brokers	17.497.561	-	10.445.953	11.111.041	26.916.451
16	PT Ibu Reinsurance Broker Utama	3.000.000	-	8.233.005	7.142.282	8.023.179
17	PT Igna Asia	-	-	-	-	1.000.000
18	PT Jasa Cipta Rembaka	7.040.742	-	15.071.840	19.580.663	20.868.400
19	PT Mandiri International	-	-	-	-	-
20	PT Mega Jasa Reinsurance Brokers	-	662.252	1.700.000	1.700.000	2.700.000
21	PT Paragon Reinsurance Brokers	941.721	1.590.000	1.690.526	695.941	1.399.451
22	PT Parare International	1.067.231	1.118.478	-	-	-
23	PT Pialang Reasuransi Dekai Indonesia	135.000	-	750.000	750.000	-
24	PT Proteksi Wahana Sentosa	-	-	-	-	-
25	PT Simas Reinsurance Brokers	4.595.500	8.805.280	12.284.200	13.020.340	14.286.400
26	PT Surya Sejahtera Makmur Perdana	-	-	-	-	-
27	PT Tala Re International	635.000	50.000	50.000	550.000	550.000
28	PT Trinity Re	2.409.120	1.459.200	1.385.200	1.921.384	-
29	PT United Pialang Reasuransi	1.000.000	300.000	-	-	-
30	PT Viva Broker Reasuransi Indonesia	-	-	-	-	-
31	PT Marsh Reinsurance Brokers Indonesia	23.085.000	21.750.000	20.350.000	19.350.000	600.000
<b>JUMLAH / SUBTOTAL</b>		<b>73.312.729</b>	<b>54.795.328</b>	<b>102.169.880</b>	<b>100.940.776</b>	<b>88.698.945</b>
<b>JUMLAH SELURUHNYA / GRAND TOTAL</b>		<b>476.587.402</b>	<b>394.303.606</b>	<b>554.327.689</b>	<b>597.061.677</b>	<b>683.521.089</b>

Tabel 7.6 Kekayaan, Kewajiban, dan Modal Sendiri Tahun 2010 - 2014  
Table 7.6 Assets, Liabilities, and Equities in Year 2010 - 2014

Dalam Ribuan Rupiah  
In Thousand Rupiah

NO.	NAMA PERUSAHAAN NAME OF COMPANIES (2)	ASET ASSETS					LIABILITIES LIABILITIES					MODAL SENDIRI EQUITY				
		2010	2011	2013	2014	2010	2011	2012	2013	2014	2010	2011	2012	2013	2014	
(1)		-3	-4	-5	-6	-7	-8	-9	-10	-11	-12	-13	-14	-15	-16	-17
<b>PERUSAHAAN PALANG ASURANSI SWASTA NASIONAL</b>																
<b>NATIONAL PRIVATE INSURANCE BROKERS</b>																
1	PT AIA Pelangi Asuransi	2.695.283	3.113.959	4.399.625	10.404.064	9.722.865	-	-	579.322	7.036.401	4.867.477	2.088.283	3.113.959	3.820.303	3.387.664	5.055.208
2	Asiaci Protektindo Athia	2.476.869	2.476.869	2.476.869	2.476.869	2.476.869	1.820.290	1.659.750	2.476.869	2.476.869	2.476.869	1.820.290	1.659.750	1.496.174	4.456.816	3.366.100
3	PT Asuransi Jasa Indonesia	14.658.929	14.658.929	2.338.347	7.293.427	84.266.929	8.094.059	11.924.458	16.726.433	28.169.272	28.169.272	3.077.611	3.604.208	1.727.622	4.936.816	6.369.870
4	PT Asuransi Pelangi Asuransi	1.274.658	3.313.163	2.023.782	1.803.705	15.236.472	1.274.658	1.803.705	963.923	7.072.286	12.006.689	1.274.658	1.353.136	1.869.859	1.008.419	3.149.783
5	PT Axiata Insurance Protektindo	10.806.412	6.557.052	11.292.511	7.971.639	15.676.412	8.597.396	6.129.612	8.806.812	5.135.679	7.059.428	2.209.016	2.427.440	2.865.699	2.835.800	2.814.687
6	PT Atria Insurance Brokers	1.576.885	1.572.935	1.571.561	1.600.178	15.536.448	4.768.896	440.709	386.074	369.605	301.008	1.099.989	1.132.226	1.175.486	1.230.573	1.385.638
7	PT Aih Risiko Makna Sejahtera	-	-	-	-	-	-	-	-	-	-	-	-	-	-	-
8	PT Andriks Mitra Sejati	-	-	-	-	2.171.882	-	-	-	289.705	-	-	-	-	-	1.882.157
9	PT Andromeda International	1.375.000	1.375.000	1.275.715	1.064.881	-	-	-	3.143	71.068	20.257	1.375.000	1.375.000	1.275.715	983.813	-
10	PT Antar Nusa Proteksi	-	-	1.033.428	1.456.785	1.371.139	-	-	2.031	157.075	20.257	-	-	1.031.396	1.289.710	1.350.882
11	PT Antara Internedial Indonesia	11.806.691	14.642.408	14.207.519	12.443.248	16.425.334	9.385.292	11.736.525	11.110.823	8.480.120	12.046.780	2.421.399	2.905.883	3.097.196	3.963.128	4.378.248
12	PT Anugerah Bersama Berkah Abadi	2.541.944	7.106.380	15.272.437	17.448.370	9.024.171	1.737.768	7.522.897	14.037.549	15.918.735	7.477.411	1.288.176	1.353.483	1.434.887	1.529.633	1.546.760
13	PT Anugrah Alma Adiguna	53.930	1.847.323	4.181.257	3.380.284	2.942.865	1.792.853	744.574	2.527.891	1.928.503	1.513.808	1.232.363	1.027.489	1.323.286	1.451.761	1.028.757
14	PT Anugrah Media Broker	1.708.692	1.708.692	3.030.331	2.646.493	1.197.354	599.002	599.002	1.918.646	1.635.642	5.000	1.109.690	1.109.690	1.111.485	1.009.861	1.152.354
15	PT Asuransi Makna Indonesia	-	-	-	-	-	-	-	-	-	-	-	-	-	-	-
16	PT Axiata Finance Risk	4.166.593	3.169.840	4.927.680	3.289.713	2.713.791	2.936.466	2.165.974	2.888.718	1.857.513	1.354.055	1.270.937	1.003.866	1.388.962	1.432.200	1.359.736
17	PT Axiata Finance Risk	1.653.002	1.082.431	1.024.413	1.124.135	4.277.266	-	-	-	103.953	3.197.765	1.653.002	1.022.622	1.024.413	1.020.182	1.079.511
18	PT Axiata Insurance Direct Brokers	-	-	-	-	-	-	-	-	-	-	-	-	-	-	-
19	PT Asia International Insurance Brokers	1.540.411	1.726.279	1.627.527	1.634.686	1.652.151	-	-	3.126	895	7.843	1.540.411	1.723.153	1.627.527	1.633.791	1.644.307
20	PT Asia Kantil	6.441.473	6.324.917	5.889.354	5.832.223	5.324.982	4.755.609	4.417.124	3.327.855	3.337.178	2.316.886	1.685.864	1.907.783	2.061.499	2.495.044	3.008.096
21	PT Axiata	47.834.321	71.908.205	101.835.659	103.231.812	77.761.209	45.823.498	68.256.020	96.273.929	96.867.134	70.902.019	2.010.923	3.652.185	5.582.330	7.394.678	6.859.190
22	PT Baharia Mitra Jasa	1.230.837	1.194.525	1.232.936	1.308.864	1.525.354	97.263	37.659	69.985	26.691	20.357	1.133.574	1.156.896	1.231.551	1.282.173	1.324.998
23	PT Best Proteksi Indonesia	19.158.475	31.880.042	63.947.672	93.216.963	73.189.696	12.138.390	25.535.197	2.777.982	2.256.604	525.145	-	-	1.745.376	1.552.266	1.973.662
24	PT BICB Insurance Broker	1.525.659	1.525.659	1.525.659	1.525.659	1.525.659	1.525.659	1.525.659	1.525.659	1.525.659	1.525.659	1.525.659	1.525.659	1.525.659	1.525.659	1.525.659
25	PT Bina Cipta Utama	7.683.884	9.573.138	9.701.300	9.193.898	12.927.346	6.325.644	7.893.906	7.820.351	7.205.503	10.894.163	1.392.240	1.712.530	1.981.049	1.986.983	2.333.083
26	PT Bina Kriyagama Nusantara	7.584.943	7.041.336	8.906.110	11.776.293	12.744.919	5.713.141	5.094.258	6.778.336	8.859.808	9.475.504	1.871.801	1.947.077	2.127.774	2.916.485	3.269.414
27	PT Bina Marindio Insurance Broker	-	-	-	-	-	-	-	-	-	-	-	-	-	-	-
28	PT Bina Marindio Insurance Broker	1.154.757	-	-	-	-	142.700	-	-	-	-	-	-	-	-	-
29	PT Binasentra Prima	1.076.836	-	80.382.831	79.634.973	83.567.979	49.029	-	29.099.777	28.952.575	39.604.845	1.027.607	-	-	50.682.398	43.863.033
30	PT Biliang Jasa Selaras Insurance Broker***	-	-	-	-	-	-	-	-	-	-	-	-	-	-	-
31	PT Brilliant Insurance Brokers	63.470.102	62.808.933	2.003.659	2.963.972	4.642.489	15.561.792	18.883.419	1.573.265	1.914.290	2.419.251	47.908.320	43.925.515	51.283.054	1.049.682	2.223.237
32	PT Briling Sejahtera Makmur	57.844.861	65.909.369	122.286.711	146.469.481	125.986.837	34.255.427	39.108.873	92.394.833	114.873.852	99.807.828	23.389.434	26.800.486	29.951.778	31.595.828	26.199.008
33	PT Brocade Insurance Broker	1.150.000	4.974.863	8.636.751	11.081.696	6.282.894	-	2.110.969	5.625.740	8.022.210	3.196.718	1.150.000	2.863.894	3.211.011	3.059.486	3.065.876
34	PT Buana Lintas Perdana	7.761.160	8.094.832	9.643.739	8.261.433	7.827.549	5.985.715	5.506.452	6.916.669	6.007.937	5.924.243	2.175.445	2.573.980	2.727.070	2.853.497	1.903.105
35	PT Bumi Lintas Perdana	1.353.702	1.025.765	1.322.339	1.250.316	8.079.240	77.592	21.294	164.933	87.600	1.276.110	1.276.110	1.004.502	1.158.286	1.162.717	-
36	PT Bumi Insurance Brokers	4.259.151	3.896.408	9.243.209	22.097.632	8.079.240	783.551	661.919	6.195.887	19.150.729	5.092.792	3.475.000	3.034.489	3.047.222	2.941.394	2.866.450
37	PT Cipta Utama	27.584.954	29.338.914	30.168.834	31.858.964	34.858.964	17.285.844	19.939.812	20.758.314	23.959.812	23.959.812	9.856.523	9.856.523	9.856.523	10.859.583	10.859.583
38	PT CIB Indonesia Insurance Broker	1.186.180	-	1.165.012	1.438.798	1.626.013	88.317	-	125.730	378.207	349.589	69.174	1.024.836	1.039.248	1.057.351	1.386.024
39	PT Cipta Integritas Dila	18.249.982	27.635.697	38.255.905	56.478.502	56.765.146	9.477.024	15.094.106	23.356.072	37.752.732	33.483.123	8.772.968	12.541.891	14.899.833	18.725.769	23.282.023
40	PT Cipta Uni Jasa	8.215.708	-	9.911.463	9.124.518	7.842.749	5.225.963	-	6.574.844	6.012.633	4.932.567	2.989.745	-	2.937.219	3.111.895	3.250.142
41	PT Dana Landung Perkasa	-	-	-	-	-	-	-	-	-	-	-	-	-	-	-
42	PT Dana Honoris Raksa Pratama	8.226.979	17.689.076	17.681.476	31.299.856	13.213.319	4.663.429	13.879.178	12.843.948	25.586.333	6.736.333	3.663.550	3.810.688	4.737.527	5.741.524	6.476.987
43	PT Dinamika Prima Sejahtera	-	-	-	2.830.277	7.344.787	-	-	-	884.973	4.711.432	-	-	-	1.945.304	3.163.355
44	PT Dinda Pradana Insurance Broker	1.715.240	1.715.240	3.756.594	4.198.055	4.198.055	682.150	682.150	1.200.834	1.948.567	2.045.406	1.033.090	1.066.060	1.266.060	2.162.276	2.162.276
45	PT Dinda Brokertindo	3.348.909	3.348.909	4.086.279	6.090.005	6.090.005	1.710.911	1.710.911	2.136.804	2.514.104	1.704.620	1.037.996	2.067.231	2.684.030	3.512.175	4.985.298
46	PT Duta Semesta Raya	2.484.985	21.911.999	45.944.321	58.795.125	82.848.668	16.248.985	21.481.471	23.880.384	34.078.482	44.477.194	16.219.445	22.149.928	22.154.037	24.739.643	38.371.474
47	PT Esika Jasatama	15.162.208	16.789.175	17.186.028	26.536.469	38.252.679	5.533.115	5.436.099	5.367.412	14.164.842	23.271.375	9.629.093	11.361.076	11.818.616	12.371.649	15.981.505



Delapan Ribuan Rupiah  
In Thousand Rupiah

NO.	NAMA PERUSAHAAN NAME OF COMPANIES (2)	ASSET					LIABILITIES					MODAL SENDIRI				
		2010	2011	2013	2014	2014	2010	2011	2013	2014	2014	2010	2011	2012	2013	2014
48	PT Exakta Joint Insurance Kencana	383.920	-	1.439.025	1.027.847	1.027.847	6	46.455	323	276	276	1.030.535	-	1.030.535	-	1.030.535
49	PT Felina Orient Pacific	1.559.033	3.242.942	2.538.041	1.659.963	1.659.963	13.016	144.002	78.551	78.551	14.002	3.229.926	2.955.021	2.955.021	2.955.021	2.955.021
50	PT Fiskus Solus Proteksi***)	2.780.980	5.487.576	5.009.459	6.043.318	7.629.914	1.237.153	3.393.839	3.664.545	4.200.428	3.552.719	1.543.827	2.063.737	2.566.740	2.378.773	2.906.486
51	PT Frel Manius Sabini Insurance Broker	6.990.752	-	8.176.464	10.064.713	10.064.713	5.695.691	-	7.278.041	8.136.278	7.278.041	1.325.051	-	1.325.051	1.325.051	1.325.051
52	PT Friesland Perdana Mandiri	3.877.874	6.131.959	6.789.874	9.965.233	18.272.302	2.078.936	4.558.019	5.192.864	13.401.976	13.401.976	1.738.937	1.573.940	1.597.210	1.920.817	4.070.629
53	PT Gebra Kaya Jusatama	6.080.594	6.294.441	7.183.077	7.406.265	8.749.484	2.659.374	2.497.721	3.253.960	3.286.088	5.051.680	3.421.220	3.796.859	3.923.177	4.120.196	3.897.804
54	PT Global Insurance Broker	2.411.922	2.794.441	1.849.440	4.991.624	4.991.624	627.367	1.049.892	1.391.766	2.495.176	3.986.176	1.794.555	1.794.559	467.617	1.034.857	1.057.748
55	PT Global Risk Management	1.059.388	5.735.324	2.958.412	25.887.963	20.436.174	3.367	4.228.868	1.414.611	17.748.594	1.086.021	1.508.056	1.543.800	2.542.800	2.542.800	2.542.800
56	PT Graha Media Utama	1.485.578	1.004.724	2.445.710	2.304.379	2.304.379	415.196	2.000	2.000	8.709	-	1.071.382	1.002.724	916.254	2.437.001	2.304.379
57	PT Hagat Brokendo	1.583.297	1.875.701	2.542.093	4.637.905	4.637.905	2.174.367	2.177.72	2.292	59.847	2.027.451	-	-	2.480.282	2.114.890	2.010.454
58	PT Insurance Broking Service	611.718	41.576.111	1.665.701	1.665.701	1.665.701	1.665.701	1.665.701	1.665.701	1.665.701	1.665.701	1.665.701	1.665.701	1.665.701	1.665.701	1.665.701
59	PT Jasa Adindo Sejahtera	3.570.750	2.199.853	1.714.877	1.820.836	2.053.799	2.249.319	1.223.234	1.803.968	1.803.968	1.803.968	1.021.034	1.045.920	1.083.562	1.126.441	1.178.254
60	PT Jasa Asuransi Konsultan	1.657.487	3.012.313	4.240.247	3.953.326	3.710.886	1.161.336	429.437	1.430.016	1.603.080	1.822.955	1.541.352	2.661.875	2.789.631	2.980.655	2.897.742
61	PT Jasa Industri Sakti	12.792.276	19.796.951	1.030.810	19.946.656	19.946.656	10.141.229	16.120.130	17.436.743	14.982.844	14.982.844	1.891.047	3.616.821	1.861.876	2.209.919	4.479.469
62	PT Jantar Insurance Broker and Consultant	4.579.873	2.050.113	7.402.903	11.710.232	11.710.232	2.635.369	288.825	5.599.555	5.162.188	9.445.845	1.744.504	1.761.288	1.803.348	1.965.566	2.284.387
63	PT Kaili Besar Raya Utama	112.345.253	190.620.386	266.933.289	342.207.888	562.982.864	50.287.637	111.116.181	166.040.936	199.965.988	360.431.367	62.057.616	79.504.205	100.552.353	142.241.989	202.550.895
64	PT Kantala Mitra Jaminan***)	4.692.949	5.376.902	6.761.412	10.357.823	10.618.866	1.560.177	1.925.957	3.512.861	6.597.988	6.370.863	3.132.772	3.460.545	3.248.451	3.759.835	4.248.023
65	PT Kida Upaya Tunggal	2.250.007	2.171.174	1.570.804	894.850	805.756	677.474	766.384	1.391.540	1.391.540	1.391.540	1.391.540	1.391.540	1.391.540	1.391.540	1.391.540
66	PT Laren Insurance Broker	1.515.159	1.534.485	1.385.659	1.387.449	1.552.640	504.287	333.235	251.473	199.307	265.642	1.010.872	1.201.250	1.341.186	1.188.142	1.287.198
67	PT Liberty & General Risk Service	-	-	7.395.326	14.327.979	14.327.979	-	-	-	6.385.435	11.382.123	-	-	-	999.891	2.845.856
68	PT Liden Palang Asuransi	19.454.989	22.360.376	24.706.704	20.174.007	20.988.558	7.859.916	10.269.900	11.677.727	6.230.056	5.703.394	11.595.073	12.090.476	13.028.977	13.943.951	15.826.984
69	PT Medan Karsa Mandiri	7.877.779	4.932.073	15.044.716	11.259.989	16.680.378	6.490.341	3.193.148	10.986.520	6.200.798	11.975.354	1.387.438	1.759.526	4.847.886	5.059.191	4.765.023
70	PT Megana Mitra Sejahtera	4.089.339	5.038.712	4.583.693	3.988.769	3.988.769	3.453.720	5.136.738	3.783.822	3.088.441	7.316.166	1.072.735	1.669.769	1.213.915	1.068.874	1.068.874
71	PT Mitra Jasa Prima	1.030.164	1.591.463	2.036.359	3.338.969	3.338.969	56.019	-	32.659	-	-	1.010.663	1.039.751	1.269.265	1.739.914	2.353.771
72	PT Mitra Mandiri Insurance Broker	1.085.582	-	1.441.682	1.739.171	2.353.171	56.019	-	32.659	-	-	1.010.663	1.039.751	1.269.265	1.739.914	2.353.771
73	PT Mitra Suci Pratama	1.327.528	1.447.369	1.372.074	1.042.367	3.806.911	167.376	222.300	40.964	1.957.591	1.801.403	1.180.152	1.177.012	1.149.754	1.001.403	1.949.321
74	PT Mitra Suci Pratama	2.316.766	1.882.969	2.240.058	1.301.161	1.301.161	1.673.617	1.188.906	249.750	655.893	1.087.265	1.036.028	1.051.253	1.051.411	905.965	905.965
75	PT Mitra Suci Pratama	1.734.394	1.184.256	1.998.223	1.131.273	1.699.960	723.172	849.135	24.111	541.738	1.011.212	1.122.340	1.149.088	1.107.632	1.188.222	1.188.222
76	PT Mitra Suci Pratama	4.735.054	6.603.902	9.422.011	15.687.378	21.986.223	2.107.751	4.253.913	6.509.905	12.196.486	18.386.650	2.027.303	2.349.889	2.912.108	3.480.893	3.597.574
77	PT Multi Asih Pratama	2.758.719	2.654.700	3.093.489	4.328.773	4.583.552	765.262	289.144	1.020.618	1.663.450	2.030.516	1.973.457	2.365.556	2.072.871	2.365.523	2.483.040
78	PT Multi Mitra Trust	700.047	-	-	-	-	9.094	-	-	-	690.953	-	-	-	-	-

Dalam Ribuan Rupiah  
In Thousand Rupiah

NO.	NAMA PERUSAHAAN NAME OF COMPANIES	ASET ASSETS					LIABILITIES LIABILITIES					MODAL SENDIRI EQUITY				
		2010	2011	2012	2013	2014	2010	2011	2012	2013	2014	2010	2011	2012	2013	2014
(1)		-3	-4	-5	-6	-7	-8	-9	-10	-11	-12	-13	-14	-15	-16	-17
103	PT Multiaga Intermedia Proteksi	12.570.454	4.535.972	4.722.803	4.061.391	4.292.679	11.020.749	3.027.869	3.061.019	3.012.172	2.574.467	1.549.705	1.511.764	1.511.764	1.511.764	2.022.506
104	PT Munich Lloyd International Brokers	5.133.168	5.052.356	5.052.356	5.050.411	5.526.857	3.343.059	2.852.191	2.852.191	2.634.259	2.634.259	2.100.852	2.100.852	2.100.852	2.100.852	2.444.458
105	PT Nadi Jasa Pratama	1.441.840	1.486.265	1.481.500	1.485.541	1.481.500	55.598	131.415	68.554	67.027	68.554	1.386.542	1.386.542	1.386.542	1.425.612	1.416.002
106	PT National Insurance Brokers	2.279.919	3.872.921	4.165.582	4.165.582	4.165.582	5.107.582	1.864.374	1.978.822	3.259.542	2.259.542	1.747.261	1.747.261	1.747.261	2.032.857	2.317.571
107	PT Nidra Prima Mandiri	1.240.606	2.488.170	1.725.324	1.684.533	1.689.403	76.265	1.864.329	712.768	1.177.551	400.616	1.043.441	1.043.441	1.043.441	1.043.441	1.258.787
108	PT Nusantara Praling Asuransi	4.269.376	6.283.447	11.824.848	11.746.307	7.286.745	3.141.143	5.100.436	9.137.695	8.922.417	4.358.102	1.128.333	1.163.011	2.687.223	2.687.223	2.687.223
109	PT Pacific Indonesia Broker & Consultant	4.053.588	9.436.995	16.436.622	20.468.985	24.369.900	1.238.392	4.773.938	11.121.971	14.918.970	17.302.734	2.814.776	4.663.057	5.914.751	5.914.751	8.087.186
110	PT PAAB International	9.800.322	11.844.068	11.832.590	11.832.590	11.832.590	2.822.727	3.896.116	3.216.313	3.216.313	2.725.092	5.894.601	-	-	2.469.933	3.895.875
111	PT Parnando Inti Cipta	2.637.967	1.926.091	2.883.147	4.469.357	4.143.616	1.526.946	763.892	730.865	1.656.061	1.436.464	1.111.021	1.162.199	2.252.482	2.252.482	2.017.152
112	PT Parnando Inti Cipta	1.175.981	1.017.457	914.760	1.017.457	1.567.756	96.141	1.761.127	1.688.648	4.410.461	5.513.269	1.208.191	1.424.008	913.925	1.016.622	1.215.111
113	PT Pegasus Insurance	2.869.318	3.208.103	2.817.465	5.529.684	6.728.380	1.761.127	1.784.095	1.688.648	4.410.461	5.513.269	1.208.191	1.424.008	913.925	1.016.622	1.215.111
114	PT Penta Pro Indonesia	2.745.987	5.704.210	6.645.632	6.645.632	6.645.632	1.002.680	3.060.497	3.963.623	3.963.623	3.963.623	1.743.307	2.643.713	2.881.709	-	-
115	PT Perdana Wahana Sentosa	2.119.776	1.636.189	2.034.707	2.034.707	2.034.707	725.257	2.227.037	2.034.707	2.034.707	1.681.310	1.681.310	1.681.310	1.681.310	1.205.162	857.689
116	PT Perdana Wahana Sentosa	2.383.358	5.072.163	4.237.974	1.689.881	-	1.001.709	2.674.628	1.682.948	3.120.177	3.897.529	1.381.649	2.397.535	2.516.625	2.600.899	3.075.718
117	PT Perisai Indonesia	1.655.652	2.337.429	2.500.413	1.689.881	-	1.001.709	2.674.628	1.682.948	3.120.177	3.897.529	1.381.649	2.397.535	2.516.625	2.600.899	3.075.718
118	PT Perisai Indonesia	1.655.652	2.337.429	2.500.413	1.689.881	-	1.001.709	2.674.628	1.682.948	3.120.177	3.897.529	1.381.649	2.397.535	2.516.625	2.600.899	3.075.718
119	PT Perisai Indonesia	1.655.652	2.337.429	2.500.413	1.689.881	-	1.001.709	2.674.628	1.682.948	3.120.177	3.897.529	1.381.649	2.397.535	2.516.625	2.600.899	3.075.718
120	PT Perisai Indonesia	1.655.652	2.337.429	2.500.413	1.689.881	-	1.001.709	2.674.628	1.682.948	3.120.177	3.897.529	1.381.649	2.397.535	2.516.625	2.600.899	3.075.718
121	PT Perisai Indonesia	1.655.652	2.337.429	2.500.413	1.689.881	-	1.001.709	2.674.628	1.682.948	3.120.177	3.897.529	1.381.649	2.397.535	2.516.625	2.600.899	3.075.718
122	PT Perisai Indonesia	1.655.652	2.337.429	2.500.413	1.689.881	-	1.001.709	2.674.628	1.682.948	3.120.177	3.897.529	1.381.649	2.397.535	2.516.625	2.600.899	3.075.718
123	PT Perisai Indonesia	1.655.652	2.337.429	2.500.413	1.689.881	-	1.001.709	2.674.628	1.682.948	3.120.177	3.897.529	1.381.649	2.397.535	2.516.625	2.600.899	3.075.718
124	PT Perisai Indonesia	1.655.652	2.337.429	2.500.413	1.689.881	-	1.001.709	2.674.628	1.682.948	3.120.177	3.897.529	1.381.649	2.397.535	2.516.625	2.600.899	3.075.718
125	PT Perisai Indonesia	1.655.652	2.337.429	2.500.413	1.689.881	-	1.001.709	2.674.628	1.682.948	3.120.177	3.897.529	1.381.649	2.397.535	2.516.625	2.600.899	3.075.718
126	PT Perisai Indonesia	1.655.652	2.337.429	2.500.413	1.689.881	-	1.001.709	2.674.628	1.682.948	3.120.177	3.897.529	1.381.649	2.397.535	2.516.625	2.600.899	3.075.718
127	PT Perisai Indonesia	1.655.652	2.337.429	2.500.413	1.689.881	-	1.001.709	2.674.628	1.682.948	3.120.177	3.897.529	1.381.649	2.397.535	2.516.625	2.600.899	3.075.718
128	PT Perisai Indonesia	1.655.652	2.337.429	2.500.413	1.689.881	-	1.001.709	2.674.628	1.682.948	3.120.177	3.897.529	1.381.649	2.397.535	2.516.625	2.600.899	3.075.718
129	PT Perisai Indonesia	1.655.652	2.337.429	2.500.413	1.689.881	-	1.001.709	2.674.628	1.682.948	3.120.177	3.897.529	1.381.649	2.397.535	2.516.625	2.600.899	3.075.718
130	PT Perisai Indonesia	1.655.652	2.337.429	2.500.413	1.689.881	-	1.001.709	2.674.628	1.682.948	3.120.177	3.897.529	1.381.649	2.397.535	2.516.625	2.600.899	3.075.718
131	PT Perisai Indonesia	1.655.652	2.337.429	2.500.413	1.689.881	-	1.001.709	2.674.628	1.682.948	3.120.177	3.897.529	1.381.649	2.397.535	2.516.625	2.600.899	3.075.718
132	PT Perisai Indonesia	1.655.652	2.337.429	2.500.413	1.689.881	-	1.001.709	2.674.628	1.682.948	3.120.177	3.897.529	1.381.649	2.397.535	2.516.625	2.600.899	3.075.718
133	PT Perisai Indonesia	1.655.652	2.337.429	2.500.413	1.689.881	-	1.001.709	2.674.628	1.682.948	3.120.177	3.897.529	1.381.649	2.397.535	2.516.625	2.600.899	3.075.718
134	PT Perisai Indonesia	1.655.652	2.337.429	2.500.413	1.689.881	-	1.001.709	2.674.628	1.682.948	3.120.177	3.897.529	1.381.649	2.397.535	2.516.625	2.600.899	3.075.718
135	PT Perisai Indonesia	1.655.652	2.337.429	2.500.413	1.689.881	-	1.001.709	2.674.628	1.682.948	3.120.177	3.897.529	1.381.649	2.397.535	2.516.625	2.600.899	3.075.718
136	PT Perisai Indonesia	1.655.652	2.337.429	2.500.413	1.689.881	-	1.001.709	2.674.628	1.682.948	3.120.177	3.897.529	1.381.649	2.397.535	2.516.625	2.600.899	3.075.718
137	PT Perisai Indonesia	1.655.652	2.337.429	2.500.413	1.689.881	-	1.001.709	2.674.628	1.682.948	3.120.177	3.897.529	1.381.649	2.397.535	2.516.625	2.600.899	3.075.718
138	PT Perisai Indonesia	1.655.652	2.337.429	2.500.413	1.689.881	-	1.001.709	2.674.628	1.682.948	3.120.177	3.897.529	1.381.649	2.397.535	2.516.625	2.600.899	3.075.718
139	PT Perisai Indonesia	1.655.652	2.337.429	2.500.413	1.689.881	-	1.001.709	2.674.628	1.682.948	3.120.177	3.897.529	1.381.649	2.397.535	2.516.625	2.600.899	3.075.718
140	PT Perisai Indonesia	1.655.652	2.337.429	2.500.413	1.689.881	-	1.001.709	2.674.628	1.682.948	3.120.177	3.897.529	1.381.649	2.397.535	2.516.625	2.600.899	3.075.718
141	PT Perisai Indonesia	1.655.652	2.337.429	2.500.413	1.689.881	-	1.001.709	2.674.628	1.682.948	3.120.177	3.897.529	1.381.649	2.397.535	2.516.625	2.600.899	3.075.718
142	PT Perisai Indonesia	1.655.652	2.337.429	2.500.413	1.689.881	-	1.001.709	2.674.628	1.682.948	3.120.177	3.897.529	1.381.649	2.397.535	2.516.625	2.600.899	3.075.718
143	PT Perisai Indonesia	1.655.652	2.337.429	2.500.413	1.689.881	-	1.001.709	2.674.628	1.682.948	3.120.177	3.897.529	1.381.649	2.397.535	2.516.625	2.600.899	3.075.718
144	PT Perisai Indonesia	1.655.652	2.337.429	2.500.413	1.689.881	-	1.001.709	2.674.628	1.682.948	3.120.177	3.897.529	1.381.649	2.397.535	2.516.625	2.600.899	3.075.718
145	PT Perisai Indonesia	1.655.652	2.337.429	2.500.413	1.689.881	-	1.001.709	2.674.628	1.682.948	3.120.177	3.897.529	1.381.649	2.397.535	2.516.625	2.600.899	3.075.718
146	PT Perisai Indonesia	1.655.652	2.337.429	2.500.413	1.689.881	-	1.001.709	2.674.628	1.682.948	3.120.177	3.897.529	1.381.649	2.397.535	2.516.625	2.600.899	3.075.718
147	PT Perisai Indonesia	1.655.652	2.337.429	2.500.413	1.689.881	-	1.001.709	2.674.628	1.682.948	3.120.177	3.897.529	1.381.649	2.397.535	2.516.625	2.600.899	3.075.718
148	PT Perisai Indonesia	1.655.652	2.337.429	2.500.413	1.689.881	-	1.001.709	2.674.628	1.682.948	3.120.177	3.897.529	1.381.649	2.397.535	2.516.625	2.600.899	3.075.718
149	PT Perisai Indonesia	1.655.652	2.337.429	2.500.413	1.689.881	-	1.001.709	2.674.628	1.682.948	3.120.177	3.897.529	1.381.649	2.397.535	2.516.625	2.600.899	3.075.718
150	PT Perisai Indonesia	1.655.652	2.337.429	2.500.413	1.689.881	-	1.001.709	2.674.628	1.682.948	3.120.177	3.897.529	1.381.649	2.397.535	2.516.625	2.600.899	3.075.718
151	PT Perisai Indonesia	1.655.652	2.337.429	2.500.413	1.689.881											

Dalam Ribuan Rupiah  
In Thousand Rupiah

NO.	NAMA PERUSAHAAN NAME OF COMPANIES (2)	ASSETS					LIABILITIES					MODAL SENDIRI EQUITY				
		2010	2011	2012	2013	2014	2010	2011	2012	2013	2014	2010	2011	2012	2013	2014
(1)		2010	2011	2012	2013	2014	2010	2011	2012	2013	2014	2010	2011	2012	2013	2014
		-3	-4	-5	-6	-7	-8	-9	-10	-11	-12	-13	-14	-15	-16	-17
<b>PERUSAHAAN PALANG ASURANSI PATUNGAN</b>																
<b>JOINT VENTURE INSURANCE BROKERS</b>																
1	PT AON Indonesia	139.605.491	6.447.081	201.161.101	248.520.087	300.613.661	105.284.481	322.592	150.953.923	190.329.844	248.025.642	34.322.010	6.124.579	41.238.778	561.137.143	61.988.040
2	PT Allianz Insurance Brokers Indonesia	18.350.000	24.627.054	41.135.778	40.718.630	103.213.621	14.132.246	22.835.002	39.337.894	41.899.749	103.755.416	2.017.754	3.724.082	1.919.270	326.943	497.340
3	PT Jardine Lloyd Thompson	322.620.095	345.034.040	297.008.982	407.018.653	429.533.921	294.331.639	312.946.526	285.236.792	370.977.633	380.104.054	26.138.456	35.614.514	29.120.170	36.020.621	40.449.867
4	PT Marsh Indonesia	463.751.336	350.034.530	413.229.709	821.854.299	676.169.817	390.200.398	278.548.938	340.030.718	456.863.431	560.183.697	63.900.938	71.544.728	73.199.531	64.900.868	115.866.120
5	PT Panasonic Insurance Service Indonesia	6.536.756	9.151.265	11.638.906	10.656.678	12.102.519	235.799	443.786	320.287	613.872	455.606	6.300.959	8.701.499	11.318.519	10.042.607	11.466.653
6	PT Toyota Bualho Insurance Broker Indonesia	11.423.058	22.742.763	43.452.886	31.816.931	62.566.882	6.943.292	32.202.639	17.712.758	47.777.790	41.250.248	4.479.766	6.333.548	11.250.248	14.103.773	14.888.892
7	PT Willis Indonesia	117.859.413	125.259.151	132.147.276	164.038.854	225.694.716	92.536.207	91.120.046	85.690.340	106.860.965	172.466.928	25.023.206	34.139.105	46.456.936	57.177.869	53.217.788
	<b>JUMLAH / SUBTOTAL</b>	<b>1.088.147.151</b>	<b>888.894.904</b>	<b>1.140.423.518</b>	<b>1.429.140.892</b>	<b>1.820.345.146</b>	<b>904.564.062</b>	<b>722.687.029</b>	<b>926.420.863</b>	<b>1.188.341.372</b>	<b>1.821.970.436</b>	<b>163.883.089</b>	<b>166.197.875</b>	<b>214.003.467</b>	<b>240.798.724</b>	<b>288.474.709</b>
<b>PERUSAHAAN PALANG REASURANSI</b>																
<b>REINSURANCE BROKERS</b>																
1	PT Adhi Lintas Tunase	14.624.512	18.405.026	28.467.769	48.971.837	40.731.322	10.837.296	11.657.299	22.569.977	41.303.324	32.109.857	3.797.216	4.837.727	5.897.792	7.698.512	8.831.476
2	PT AIG Pratama Asko	3.156.199	3.628.925	4.056.251	4.198.320	6.658.035	1.625.952	2.186.925	2.381.118	2.251.418	4.127.419	1.530.247	1.441.400	1.675.133	1.946.902	2.307.616
	PT Andalan Resko (Lestari**)					1.638.002					605.435				1.052.567	
4	PT AON Benfield Indonesia	8.278.884	6.447.081	8.709.796	22.038.126	15.786.389	1.009.457	322.511	1.060.347	12.335.843	6.468.427	7.269.427	6.124.570	7.649.449	9.702.263	9.317.962
4	PT Atha Dana Mandiri			2.512.790	4.916.620	4.241.861				1.173.389	3.264.432	2.576.377		1.339.401	1.652.688	1.862.665
5	PT Asare Binjasa	6.505.537	6.538.302	7.006.826	6.075.308	6.907.729	4.676.960	4.397.709	4.738.345	3.531.901	4.347.973	1.828.577	2.140.583	2.278.481	2.543.407	2.559.756
6	PT Asirida Athananga	26.059.471	42.349.518	36.421.070	38.381.333		23.237.672	39.154.748	32.552.975	34.181.902		2.821.799	3.194.770	3.866.095	4.199.430	
7	PT Best One Asia Reinsurance Brokers	2.254.903	5.135.855	7.349.844	17.048.352	13.260.301	602.489	3.529.938	5.724.830	15.422.657	11.620.974	1.652.414	1.606.017	1.624.915	1.625.866	1.639.328
8	PT Chartered Reinsurance Brokers			1.452.657	1.224.578	1.762.653				310.292	538.314			1.424.366	1.220.534	1.224.349
9	PT Citibank Columbia Asia Reinsurance Broker	3.474.384	4.148.567	3.941.326	5.728.884	6.575.981	2.388.706	2.958.393	2.807.955	4.287.376	4.924.050	1.085.678	1.190.174	1.034.131	1.441.508	1.751.911
10	PT Darmapala Pratung Reasuransi**)			1.168.371		1.621.161					112.960				1.308.601	
11	PT Energi Lagoon Internasional			9.972.010	1.238.055	2.018.633					117.412				1.068.768	1.384.726
12	PT Fortice Achiana	6.633.739	6.870.629	8.972.010	18.363.921	25.202.657	4.390.122	4.182.459	6.402.312	15.160.397	20.141.955	2.243.617	2.688.370	3.020.689	3.665.324	4.193.810
13	PT Garuda Indonesia	5.446.151	9.008.500	12.953.508	11.470.395	11.986.243	4.276.321	7.621.161	11.002.666	9.958.807	10.972.300	1.169.930	1.367.339	1.950.100	1.511.587	1.013.941
14	PT Holmes Reinsurance Brokers	1.495.224	1.886.435	3.040.301	3.494.204	2.716.908	349.718	715.884	1.840.860	2.295.582	1.576.243	1.455.006	1.170.551	1.993.321	1.199.321	1.137.566
15	PT IBS Reinsurance Brokers	151.394.973		36.199.850	29.239.200	67.849.683	143.406.093	25.292.320	16.149.022	45.981.725	7.988.980	9.848.880	10.907.530	13.090.176	21.867.957	
16	PT Ibu Reinsurance Broker Utama	7.355.544	8.205.727	14.903.166	22.356.656	35.632.944	6.512.686	5.953.609	10.227.167	14.754.740	23.399.871	842.858	2.252.118	4.975.998	2.601.919	12.233.074
17	PT Ijma Asia				11.641.653	16.116.939				8.631.576	61.327.882				2.010.977	1.894.057
18	PT Jasa Cipta Rembaka	12.907.970		40.966.812	51.808.284	74.535.378	7.456.921			39.757.113	61.307.860	5.451.049		8.733.871	12.051.171	13.227.518
19	PT Mandiri International	5.457.430	8.108.761	2.340.299			6.291.389	7.456.134	1.825.749			(833.959)	650.627	514.550		
20	PT Mega Jasa Reinsurance Brokers	15.970.130	15.683.664	15.201.853	15.394.017	15.453.971	10.550.955	9.401.771	8.490.900	8.148.317	8.124.933	5.419.175	6.281.893	6.241.273	7.245.700	7.329.037
21	PT Paragon Reinsurance Brokers	1.226.941	2.898.739	2.765.255	1.579.909	3.785.945	155.991	1.020.898	891.380	261.095	2.234.694	1.071.250	1.877.851	1.973.874	1.318.914	1.960.950
22	PT Pareto International	10.765.959	9.601.999	9.277.411	6.400.652	6.400.652	9.719.088	8.017.880	6.137.701	4.594.087	1.453.468	1.546.271	1.049.918	1.139.710	1.143.165	1.071.224
23	PT Perasuransian/Insurance Statistic Indonesia	10.223.974	6.532.012	10.925.974	12.331.319	15.937.261	5.709.026	2.340.651	6.883.668	10.710.759	13.782.760	4.913.946	4.166.961	3.014.639	3.014.639	2.174.280
24	PT Proteksi Wisata Suncasa			8.068.139	12.331.319	15.937.261								1.244.481	1.650.961	
25	PT Sinas Reinsurance Brokers	17.067.853	31.706.441	57.140.559	65.717.111	238.765.266	8.492.916	19.063.069	37.280.117	38.066.670	203.914.148	8.574.937	12.643.372	19.860.442	27.650.941	34.851.108
26	PT Surya Segahtra Makmur Perdana															
27	PT Taia Re International	3.000.794	13.871.291	22.662.683	18.091.290	17.223.669	1.985.163	12.804.067	21.425.848	16.971.112	15.716.796	1.067.224	1.461.484	1.957.727	2.682.840	4.268.798
28	PT Tinnly Re	15.281.056	29.933.284	51.061.133	64.574.128	100.965.620	14.133.856	25.471.810	49.104.406	61.881.287	96.986.825	1.147.200	1.481.484	1.955.727	2.682.840	4.268.798
29	PT United Palang Reasuransi	18.026.069	3.406.945	1.050.240	796.690	1.279.892	17.115.200	235.623			1.010.999	3.170.422	1.050.240	1.050.240	796.690	1.279.892
30	PT Viva Broker Reasuransi Indonesia				2.265.890	4.481.117									707.270	1.050.386
31	PT Marsh Reinsurance Brokers Indonesia	24.897.929	26.448.313	36.567.183	34.344.334	28.314.944	1.242.695	3.562.438	10.593.870	17.704.240	23.755.235	22.865.875	25.973.312	9.559.323	10.609.804	
	<b>JUMLAH / SUBTOTAL</b>	<b>371.605.157</b>	<b>255.894.823</b>	<b>435.685.881</b>	<b>524.410.269</b>	<b>775.027.424</b>	<b>285.567.475</b>	<b>172.665.987</b>	<b>310.670.860</b>	<b>392.465.955</b>	<b>614.731.635</b>	<b>86.037.682</b>	<b>83.328.856</b>	<b>125.015.219</b>	<b>131.944.657</b>	<b>160.995.793</b>
	<b>JUMLAH SELURUHNYA / GRAND TOTAL</b>	<b>2.776.160.974</b>	<b>2.394.318.905</b>	<b>3.486.284.557</b>	<b>4.244.557.692</b>	<b>5.498.131.201</b>	<b>1.978.662.234</b>	<b>1.576.069.284</b>	<b>2.405.992.392</b>	<b>3.009.844.857</b>	<b>3.940.962.255</b>	<b>797.598.740</b>	<b>816.249.641</b>	<b>1.089.271.861</b>	<b>1.234.692.709</b>	<b>1.540.218.338</b>

Tabel 7.7 Laba / Rugi Tahun 2010 - 2014  
Table 7.7 Profit / Loss in Year 2010 - 2014

NO.	NAMA PERUSAHAAN NAME OF COMPANIES	PENDAPATAN INCOMES					BIAYA-BIAYA EXPENSES					LABA (RUGI) PROFIT (LOSS)				
		2010	2011	2012	2013	2014	2010	2011	2012	2013	2014	2010	2011	2012	2013	2014
		-3	-4	-5	-6	-7	-8	-9	-10	-11	-12	-13	-14	-15	-16	-17
<b>PERUSAHAAN PIILANG ASURANSI SWASTA NASIONAL</b>																
<i>NATIONAL PRIVATE INSURANCE BROKERS</i>																
1	PT AXA Piliang Asuransi	2.162.821	2.530.209	7.692.967	2.471.174	9.052.153	1.115.459	1.515.133	6.986.043	2.959.639	6.126.251	1.047.361	1.015.077	7.06.944	(487.465)	2.925.902
2	PT Axaad Proteksindo Artha	733.226	969.297	308.113	467.308	1.002.157	7.16.096	449.808	405.539	441.070	1.025.079	17.130	509.489	(97.426)	16.238	(22.922)
3	PT Axaad Artha Asia	7.06.845	9.056.788	12.249.149	7.144.752	9.975.320	4.781.041	8.286.641	11.376.822	6.796.448	8.403.836	926.604	754.148	873.326	348.304	1.571.464
4	PT Adonal Piliang Asuransi	357.201	3.908.169	3.010.381	1.375.607	2.981.002	298.100	3.456.504	2.982.015	987.956	4.242.638	59.101	461.695	28.366	387.651	2.143.364
5	PT Advia Terapan Proteksindo	2.445.267	3.143.844	3.780.621	3.990.631	3.564.887	2.719.274	2.847.199	3.722.214	3.640.370	3.242.305	65.983	296.645	58.407	350.261	322.852
6	PT Aigra Insurance Brokers	279.962	311.440	356.327	418.825	605.819	243.564	273.912	313.667	363.737	542.914	36.378	37.528	42.660	55.088	62.905
7	PT Ailih Reiko Makna Sejahtera	-	-	-	-	-	-	-	-	-	-	-	-	-	-	-
8	PT Andika Mitra Sejaht	-	-	1.702	15.229	2.566.712	125.000	104.129	293.988	2.198.917	-	(125.000)	(125.000)	(102.427)	(278.759)	-
9	PT Andromeda Internasional	-	-	794.207	405.763	516.194	-	932.986	637.451	465.023	-	-	(138.789)	(231.688)	51.171	-
10	PT Antara Nusa Proteksi	-	-	5.066.488	5.496.076	5.211.252	5.167.918	3.953.598	4.613.206	4.659.945	4.659.945	1.162.900	882.870	634.843	1.100.388	802.973
11	PT Antara Intermediary Indonesia	-	-	3.121.755	3.268.970	3.472.804	3.446.962	3.170.051	3.391.400	3.352.216	2.597.525	110.860	98.919	81.404	94.746	43.508
12	PT Anugerah Bersama Berkah Abadi	-	-	156.116	326.865	1.203.625	88.722	366.286	241.150	683.108	260.227	(208.160)	85.515	520.517	(171.506)	(283.930)
13	PT Anugrah Alina Adiguna	-	-	187.724	187.724	1.106.978	654.548	177.662	1.028.035	756.183	964.474	10.662	(10.062)	(10.634)	142.500	-
14	PT Anugrah Medial Broker	-	-	-	-	-	-	-	-	-	-	-	-	-	-	-
15	PT Artha Jasa Indonesia	-	-	-	-	-	-	-	-	-	-	-	-	-	-	-
16	PT Artha Rahajaja	1.211.559	1.145.273	1.835.337	1.892.725	1.967.786	1.009.843	1.169.882	1.462.968	1.495.636	1.719.840	201.716	(24.609)	372.369	387.089	247.946
17	PT Asia Finance Risk	74.725	62.901	334.264	543.695	1.402.086	521.723	183.234	536.810	547.927	1.328.735	(446.988)	(130.333)	(201.547)	(4.232)	73.350
18	PT Asia Insurance Direct Brokers	-	-	-	-	-	-	-	-	-	-	-	-	-	-	-
19	PT Asia International Insurance Brokers	1.366.522	934.420	174.033	264.273	196.340	1.111.250	725.572	286.658	268.009	186.321	285.271	208.848	(95.625)	6.264	12.019
20	PT Asya Kanti	2.486.755	2.860.861	2.852.309	3.598.638	3.561.853	1.884.719	2.321.219	2.448.670	3.165.092	3.013.182	612.036	539.642	403.639	433.546	548.671
21	PT Avia Asia	6.449.188	10.960.966	14.498.226	19.055.836	20.583.688	6.122.570	8.890.220	12.289.082	16.253.488	19.571.142	326.618	2.070.746	2.210.144	2.802.348	1.012.546
22	PT Bahtera Mitra Jasa	697.844	784.453	633.464	739.249	786.357	677.338	756.451	568.808	680.627	735.975	20.506	28.002	66.655	58.622	50.482
23	PT Barron Pandi Abadi**)	-	-	-	-	-	-	-	-	-	64.600	-	-	-	(64.600)	-
24	PT Best Proteksi Indonesia	6.370.076	7.164.731	9.181.437	10.349.819	10.260.574	6.791.087	6.474.996	8.524.520	9.271.221	8.954.946	(421.011)	689.735	656.917	1.078.598	1.306.228
25	PT Bhineka Cipta Lestari	428.725	499.235	630.100	701.144	909.931	283.101	272.180	301.436	509.871	432.511	146.624	227.055	328.664	191.273	477.420
26	PT Bina Dana Sejahtera	2.063.466	2.401.891	2.942.763	2.782.983	3.815.916	1.852.823	2.054.766	2.053.241	2.930.175	3.428.899	210.643	347.105	289.542	192.808	387.017
27	PT Bina Kridatama Nusantara	1.732.972	3.145.468	4.240.000	6.143.012	5.035.805	2.720.132	3.134.225	3.681.977	4.956.674	4.600.785	(987.169)	11.233	568.023	1.688.339	433.020
28	PT Bina Murnido Insurance Broker	146.294	-	-	-	-	282.013	-	-	-	-	-	-	-	-	-
29	PT Binakarya Sarana Insurance Broker	81.818	-	-	-	-	54.011	-	-	-	-	-	-	-	-	-
30	PT BinaSentra Prima	70.958.047	79.877.122	89.240.942	91.042.797	84.790.484	26.998.431	33.625.286	54.460.151	57.739.253	42.881.990	44.368.616	46.251.836	34.780.791	33.303.544	41.908.895
31	PT Brilliant Insurance Brokers	-	-	304.742	718.970	1.050.994	-	-	274.347	689.662	471.310	-	-	30.395	19.288	579.694
32	PT Brings Sejahtera Makmur	24.168.224	27.309.610	33.150.654	34.800.894	23.962.525	12.576.247	12.580.828	19.552.400	21.224.200	15.797.008	11.591.977	14.728.982	13.598.494	13.576.494	8.165.517
33	PT Brocade Insurance Broker	-	2.777.768	12.376.788	7.474.254	6.407.045	-	2.963.774	12.029.771	7.342.082	6.231.855	-	(186.006)	347.017	132.172	175.190
34	PT Buana Jasa Pratama	3.000.114	4.026.702	4.088.492	5.076.778	5.076.778	1.945.960	2.545.474	3.879.974	4.682.065	5.378.529	276.330	454.640	148.288	(473.573)	(301.175)
35	PT Buana Lintas Pustaka	438.660	8.014	811.050	1.287.874	1.287.874	295.374	279.622	957.336	1.283.413	-	140.286	(271.608)	(146.246)	4.461	-
36	PT Bumi Insurance Brokers	1.759.231	841.406	1.438.007	1.789.443	1.815.537	1.647.038	1.387.145	1.422.273	1.965.161	1.948.896	111.193	(645.740)	127.933	(105.716)	(35.356)
37	PT Caraka Mulia	5.810.874	6.253.444	6.912.544	8.386.482	10.810.425	4.629.267	5.286.852	6.025.367	7.147.292	8.376.620	1.181.607	966.592	887.177	1.239.190	2.431.905
38	PT Central Antar Jasa	482.615	373.942	761.961	764.413	1.006.155	745.405	730.763	747.532	746.164	757.665	(262.790)	(262.790)	14.449	18.249	248.483
39	PT CIB Indonesia Insurance Broker	-	-	-	-	-	-	-	-	-	-	-	-	-	-	-
40	PT Cipta Integra Duta	17.848.591	21.181.060	20.164.020	21.740.239	23.937.843	13.847.882	16.468.708	17.808.078	17.914.303	18.411.992	4.200.709	4.712.352	2.357.942	3.825.936	5.525.851
41	PT Cipta Uni Jasa	5.180.546	4.288.932	4.157.945	3.823.524	3.143.443	4.786.373	4.113.546	4.294.384	3.648.687	2.973.753	394.174	184.846	(136.439)	174.667	169.690
42	Dana Landung Perkasa	-	-	-	-	-	-	-	-	-	-	-	-	-	-	-
43	PT Dana Horonis Perkasa Pratama	5.022.133	4.159.483	7.549.776	9.248.165	8.200.641	3.953.508	3.884.495	6.622.948	8.244.167	7.285.121	1.068.625	274.988	926.828	1.003.998	915.520
44	PT Dinamika Prima Sejahtera	-	-	-	-	-	-	-	-	-	-	-	-	-	-	-
45	PT Dinda Pratama Insurance Broker	687.700	1.314.501	1.600.000	2.352.195	2.352.195	664.944	824.119	1.418.379	1.770.442	1.704.943	22.756	490.382	183.622	581.752	647.552

Dalam Ribuan Rupiah / Ribuan Rupiah  
In Thousand Rupiah / Thousand Rupiah

Dalam Ribuan Rupiah - Ribuan Rupiah  
In Thousand Rupiah/ Thousand Rupiah

NO.	NAMA PERUSAHAAN NAME OF COMPANIES (2)	PENDAPATAN INCOMES					BIAYA-BIAYA EXPENSES					LABA (RUGI) PROFIT/(LOSS)				
		2010	2011	2012	2013	2014	2010	2011	2012	2013	2014	2010	2011	2012	2013	2014
(1)		-3	-4	-5	-6	-7	-8	-9	-10	-11	-12	-13	-14	-15	-16	-17
46	PT Dirlama Brokerindo	1.787.238	1.758.452	2.304.501	2.583.428	2.716.787	1.343.111	1.266.823	1.677.702	1.765.284	1.842.977	444.127	501.629	626.799	818.144	873.810
47	PT Duta Semesta Raya	18.275.063	18.154.659	21.905.895	29.914.798	37.171.593	10.235.504	11.527.000	15.079.054	17.735.476	18.979.367	5.948.559	6.627.589	6.626.841	12.179.320	18.122.226
48	PT Selika Jastama	6.426.371	9.479.463	11.913.942	14.162.884	20.782.166	5.652.964	6.999.368	9.511.337	11.166.733	12.913.183	573.417	2.480.085	2.402.605	2.996.151	7.868.983
49	PT Experta Jamin Lending Kencana	181.920	181.920	12.969	12.969	110.195	3.392.886	3.392.886	107.163	(3.927)	103.535	(10.966)	-	(41.373)	16.896	6.660
50	PT Felina Orient Pacific	4.382.985	386.260	65.727	371.511	134.282	3.339.844	1.016.550	1.000.651	1.061.111	1.105.950	1.042.743	(620.200)	(904.924)	(743.600)	(971.680)
51	PT Fulllight Indonesia Insurance Brokers	1.503.627	1.702.675	1.835.723	1.621.581	2.920.573	1.183.017	1.152.766	1.672.720	1.499.547	2.392.860	320.610	549.909	163.003	122.034	527.713
52	PT Fird Manus Sabini Insurance Broker	4.189.428	-	3.448.801	4.030.576	6.670.353	3.887.656	3.800.652	3.416.249	3.800.652	5.924.311	301.772	-	34.553	229.927	746.042
53	PT Fresnel Perdana Mandiri	9.526.696	11.590.309	12.484.596	16.187.815	18.960.777	8.787.431	11.033.869	12.473.325	15.664.208	15.253.291	739.265	556.440	23.271	523.607	3.707.488
54	PT Geora Karya Jastama	6.486.726	6.889.449	7.082.838	6.956.957	9.062.928	6.064.724	6.477.894	6.768.746	6.182.922	6.899.191	422.402	471.555	313.092	113.035	373.737
55	PT Global Insurance Broker	1.410.784	1.174.919	877.007	1.385.487	1.972.827	1.179.031	1.224.915	2.143.948	(1.316.319)	1.883.147	231.573	(49.996)	(1.266.942)	2.701.806	89.860
56	PT Global Risk Management	81.844	1.050.195	1.252.214	1.511.347	1.442.381	73.491	1.037.648	1.216.870	1.512.350	1.348.015	8.353	12.547	35.344	(1.003)	94.368
57	PT Graha Media Utama	1.784.194	1.058.914	1.125.901	1.593.682	1.627.447	739.225	785.952	1.183.444	1.115.677	1.323.623	(421.847)	(71.194)	(196.470)	(281.377)	(132.623)
58	PT Hagati Brokerindo	99.200	99.200	23.931	287.014	1.265.908	597.561	287.014	288.165	270.146	1.253.299	319.688	339.648	638.543	634.619	511.770
59	PT IBS Insurance Broking Service	54.497.199	3.237.678	45.438.834	65.100.696	79.870.644	37.819.015	2.285.398	43.044.060	127.024.225	59.127.107	16.679.884	952.280	2.394.774	(61.923.528)	20.743.637
60	PT Indombi Insurance Consultant	3.221.203	4.066.989	3.327.159	3.607.829	5.480.833	2.900.773	2.483.306	2.691.882	2.029.510	2.165.109	630.430	1.573.693	635.277	1.578.319	3.315.723
62	PT Indurance Insurance Brokers	1.053.412	892.434	787.386	204.316	473.660	1.072.112	854.961	828.089	202.134	462.943	(18.700)	37.473	(38.693)	2.184	10.817
63	PT Indurance Broker Utama	24.990.419	27.620.810	39.837.167	40.787.850	68.946.536	18.721.716	21.216.204	29.021.202	32.210.220	34.134.801	6.268.703	6.404.606	10.815.965	8.557.629	34.811.735
64	PT Inesco Multi Pratama	20.127.337	14.552.807	10.538.075	8.238.614	6.838.885	18.608.533	13.982.159	10.507.735	7.834.857	6.144.438	1.518.804	570.748	31.340	423.757	694.447
65	PT Insurance Broker Consultant International	291.926	629.337	942.230	942.230	1.166.749	955.212	788.541	816.409	1.037.528	1.171.939	(663.286)	(150.204)	(378.457)	(95.290)	(5.049)
66	PT Inter Rajasa Putra	-	-	1.665.355	852.412	1.850.346	-	-	1.467.800	805.400	1.791.511	-	-	-	97.575	47.012
67	PT Intercentral Indonesia	2.907.562	2.983.107	2.029.984	1.344.081	7.657.649	3.031.204	2.907.414	2.255.284	1.313.384	7.632.155	(123.642)	75.693	(225.280)	30.697	25.494
68	PT Interjasa Kresni Brokerindo	-	-	1.541.778	-	1.541.778	-	-	-	-	1.324.200	-	-	-	-	217.578
69	PT ISTPRO Inli Nusa	843.859	805.084	907.984	981.351	1.220.641	824.177	780.199	870.342	938.472	1.168.628	18.682	24.885	37.642	42.878	51.813
70	PT Jasa Avisindo Sejahtera	1.484.557	1.721.995	379.273	37.965	436.684	1.854.946	1.871.743	1.476.516	545.156	420.813	(291.989)	(132.951)	(432.470)	(507.291)	17.871
71	PT Jasa Insurance Brokers	1.747.778	4.445.033	1.784.263	2.983.464	1.751.638	1.436.717	3.226.767	1.278.607	2.426.664	2.022.888	320.666	1.216.636	505.677	567.800	(271.250)
72	PT Jaya Proteksindo Sakti	6.090.283	10.826.294	11.197.773	9.430.509	11.496.043	5.558.653	9.983.470	10.749.901	8.384.392	8.608.075	731.630	832.824	452.872	1.046.117	2.887.968
73	PT Jaya Indonesia	-	-	2.196.575	-	2.196.575	-	-	428.338	-	4.282.742	-	-	(217.374)	-	(2.096.167)
74	PT Jupiter Insurance Broker and Consultant	2.068.762	1.518.910	1.448.021	1.634.385	1.794.022	1.770.684	1.450.554	1.405.960	1.432.377	1.468.146	288.078	68.356	32.061	182.008	325.876
75	PT Kalai Besar Raya Utama	44.927.260	63.551.475	84.326.648	111.068.737	149.119.736	28.022.862	36.707.767	51.996.136	85.143.713	73.137.010	16.904.378	26.843.708	32.330.512	25.925.024	75.992.726
76	PT Krida Ujaya Tunggal	8.010.210	9.076.688	9.874.327	10.932.246	13.897.903	6.616.226	7.364.424	8.468.321	9.381.576	11.412.833	1.393.984	1.712.414	1.106.006	1.580.670	2.485.070
77	PT Laen Insurance Broker	867.914	283.949	424.124	502.151	272.431	788.679	282.706	398.967	488.901	285.674	79.145	11.243	25.157	13.250	6.757
78	PT Lead Insurance Brokers	1.534.374	1.171.815	752.717	704.096	501.952	1.165.520	981.437	819.781	601.140	402.896	348.854	190.378	(67.064)	53.956	99.054
80	PT Lidean Plalang Asuransi	-	-	3.388.900	-	3.388.900	-	-	-	3.346.358	3.908.951	-	-	-	42.542	1.942.070
81	PT Lumbang Sari	3.172.885	3.652.832	4.103.641	4.420.668	5.941.052	2.553.444	2.889.224	3.165.140	3.505.694	4.317.977	618.451	663.608	938.501	914.974	1.623.075
82	PT Mitra Dharma Almarakha	3.267.895	5.083.982	6.780.710	9.875.374	13.846.060	3.073.739	4.689.268	6.292.338	9.664.081	14.202.228	194.156	394.724	468.372	211.298	(354.168)
83	PT Magnus Mitra Sejahtera	2.538.902	2.089.908	1.978.667	2.026.562	4.014.138	2.093.967	2.044.346	2.093.343	2.174.234	3.238.284	(157.085)	46.562	(113.676)	(147.672)	775.854
84	PT Migu Anugerah Proteksi	74.699	462.219	331.245	1.101.987	1.068.082	82.921	373.866	221.735	470.596	453.925	(8.222)	89.053	109.510	631.391	614.157
85	PT Miktia Mandiri Insurance Broker	95.592	-	-	-	-	237.026	-	-	-	-	-	-	-	-	-
86	PT Manggala Atha Sejahtera	859.114	-	3.334.760	2.640.841	3.156.910	844.580	-	3.234.835	2.629.153	2.964.533	14.584	-	99.925	11.688	192.377
87	PT Manunggal Bhakti Suci	6.806.704	5.898.468	3.794.887	4.004.209	3.609.461	5.997.384	4.926.164	3.126.516	3.076.900	3.488.217	809.320	972.395	668.371	327.309	121.244
88	PT Marga Insurance Broker	-	-	-	-	-	-	-	-	-	-	-	-	-	-	-
89	PT Megah Putra Manunggal	2.873.353	3.147.689	6.996.137	11.219.612	8.215.124	2.097.815	2.046.816	2.625.727	2.106.811	2.533.333	775.538	1.100.673	4.380.410	9.112.801	5.681.791
90	PT Metropolitan Krida Jaya	1.744.480	1.430.411	702.315	-	-	1.760.436	1.225.701	804.159	-	-	(15.956)	204.710	(101.844)	-	-
91	PT Mitra Cipta Proteksindo	-	-	-	-	5.482.688	-	-	-	-	3.328.114	-	-	-	-	-
92	PT Mitra Dharma Almarakha	6.205.518	2.992.756	3.995.682	6.146.583	10.573.359	5.957.713	3.932.910	6.024.124	10.220.393	2.747.805	247.239	62.772	122.489	352.966	
93	PT Mitra Harmoni Insurance Broker	4.429.628	5.420.161	6.372.682	6.934.957	10.689.046	3.233.676	3.663.364	4.347.869	5.989.923	6.942.976	1.195.952	1.756.977	1.984.813	2.645.034	3.746.070
94	PT Mitra Iswara & Rompandey	31.227.049	40.695.205	49.393.793	66.006.745	136.428.663	20.879.909	24.187.941	32.399.821	38.753.643	82.326.962	10.347.140	16.507.284	16.993.972	27.253.102	54.101.681
95	PT Mitra Jasa Pratama	28.829	-	-	849.448	1.091.512	12.256	228.682	731.664	1.239.998	1.061.971	16.673	(228.682)	(521.320)	(390.550)	29.941
96	PT Mitra Sarana Insurance Broker	-	-	-	-	-	-	-	-	-	-	-	-	-	-	-
97	PT Mitra Sentosa Paramabadi	1.070.778	869.651	600.070	800.626	680.517	917.600	759.601	927.328	228.867	526.000	153.179	110.050	(527.286)	(148.241)	154.517
98	PT Mitra Shri Proteksindo	1.578.244	1.730.988	2.805.576	1.554.494	764.584	1.908.394	1.785.809	2.790.350	1.554.336	896.704	69.850	(55.211)	15.226	158	(132.120)
99	PT Mitra Suksesama	4.671.915	3.033.535	454.231	367.148	485.853	400.340	354.380	428.573	409.074	430.167	3.485.468	-	-	-	-
100	PT Miramandiri Plalang Asuransi	3.033.535	484.922	455.231	367.148	485.853	400.340	354.380	428.573	409.074	430.167	(98.845)	129.942	26.658	(41.926)	55.6

Dalam Ribuan Rupiah / Ribuan Rupiah  
In Thousand Rupiah/ Thousand Rupiah

NO.	NAMA PERUSAHAAN NAME OF COMPANIES	PENDAPATAN INCOMES					BIAYA-BIAYA EXPENSES					LABA/RUGI PROFIT (LOSS)				
		2010	2011	2012	2013	2014	2010	2011	2012	2013	2014	2010	2011	2012	2013	2014
(1)	(2)	-3	-4	-5	-6	-7	-8	-9	-10	-11	-12	-13	-14	-15	-16	-17
103	PT Multi Mitra Trust	30.578					341.166									
104	PT Multigra Intermedia Proteksi	3.211.330	2.465.536	1.885.296	1.527.856	1.519.989	3.106.226	2.763.711	1.885.615	1.521.718	1.515.388	105.104	(286.413)	3.681	6.138	4.581
105	PT Munch Lloyd International Brokers	1.113.199	1.534.965	1.215.689	1.335.282	2.135.282	782.434	1.744.467	1.826.479	969.940	1.939.023	330.765	(201.371)	8.516	265.949	196.259
106	PT Nadi Jasa Pradana	1.060.961	419.659	559.739	240.780	151.213	946.368	1.141.868	471.932	227.369	147.658	114.582	(94.909)	82.694	13.422	3.555
107	PT Nugraha Perkasa Mandiri	8.745.784	9.433.127	9.513.719	10.005.540	8.628.251	7.925.235	8.409.609	8.569.843	9.046.739	7.254.049	820.549	1.023.518	932.876	968.801	1.374.202
108	PT Nughra Perkasa Mandiri	612.188	633.028	475.347	465.468	635.103	575.756	626.317	561.517	652.794	437.638	38.482	6.711	(106.170)	(497.336)	197.265
109	PT Nusudita Pialang Asuransi				61.166	82.489				105.662	82.342					157
110	PT Nusantara Insurance Broker & Consultant	2.117.167	3.047.351	6.385.873	9.125.016	5.956.256	2.048.207	2.973.203	6.283.797	8.989.349	9.157.345	68.960	74.148	92.076	135.667	141.911
111	PT Pacific Indonesia Berjaya	4.659.097	5.804.000	7.745.712	9.686.173	13.604.113	3.420.885	3.955.119	6.102.713	8.102.713	11.562.227	1.238.212	1.846.881	1.472.903	1.583.460	2.021.886
112	PT PAIB Indonesia				753.485	3.729.471				4.283.952	5.813.129				(3.530.467)	(2.063.658)
113	PT Paladin Internasional	4.469.685	9.265.600	6.970.615			3.226.884	8.121.459	6.302.290			1.272.800	1.174.231	668.325	590.615	235.352
114	PT Palmerindo Inti Cipta	1.324.896	3.693.000	4.686.303	4.094.276	3.397.420	1.302.664	3.623.011	3.598.019	3.493.461	3.162.088	22.242	70.019	1.690.284	590.815	235.352
115	PT Pagaud Utama	90.556			233.745		142.450		133.000		143.570	(186.282)		(133.000)	12.698	(1.120)
116	PT Pegasus Insurindo	1.154.830	516.905	117.112	529.020	666.218	1.239.987	1.144.206	392.311	555.674	556.886	(85.157)	(627.301)	(275.199)	(26.654)	109.632
117	PT Pentia Pro Indonesia	426.521	3.194.942				543.214	2.218.844				(116.693)	976.098	531.904		
118	PT Perdana Wahana Sentosa				1.804.304	2.039.766				2.049.485	2.432.676				(340.712)	(245.181)
119	PT Perisai Bhakti Rahardjo	1.283.890	975.141	789.471	876.575	1.022.972	1.267.794	965.309	756.966	846.856	981.965	16.166	19.832	32.506	29.719	41.007
120	PT Perisai Indonesia	900.770	822.221	1.767.419	1.579.417	1.632.899	862.937	804.067	1.714.329	1.052.118	1.090.236	37.883	16.154	53.091	527.299	542.963
121	PT Perisai Sejahtera				836.749					492.859						343.891
122	PT Pratama Karya Insurance Broker															
123	PT Premier Investasi Bersama			502.154	568.468	418.361				494.637	561.200				7.517	7.268
124	PT Prosea Broker Asuransi	2.759.660	2.209.866	1.916.191	1.476.807	1.116.042	2.956.256	2.128.842	1.857.580	1.421.832	1.063.142	(196.986)	81.124	60.611	54.975	52.900
125	PT Proteksi Antar Nusa	159.830			10.118.141	9.147.381	1.104.132		7.707.526	9.400.992	8.790.332	(944.302)		463.540	717.149	387.049
126	PT Proteksi Pradana			861.801	1.086.000	1.624.581				937.011	1.521.174			182.888	148.989	103.407
127	PT Proteksindo Broker Asuransi		1.824.483	3.082.036	2.215.959	3.062.036		1.679.393	1.798.602	1.952.499	2.745.760		145.090	39.208	263.360	336.276
128	PT Rajawali Insurance Brokers	2.362.247	2.467.118	2.820.824	2.907.432	1.618.481	1.816.481	1.561.021	1.618.894	1.700.261	1.553.762	545.766	906.907	1.001.930	1.207.171	1.511.234
129	PT Rajawali Pialang Asuransi	2.059.690	2.490.983	2.864.869	3.254.566	4.050.233	1.743.362	2.021.319	2.683.379	2.886.205	3.263.968	316.329	468.664	281.510	566.160	786.244
130	PT Riana Mitra Jasa	3.420.138	6.101.246	8.314.562	12.173.496	13.732.200	3.721.906	5.652.934	8.078.371	11.659.276	12.826.111	147.232	446.312	235.191	514.220	906.089
131	PT Rimas Proteksindo Utama	49.937	372.743		182.990		575.860	630.372	434.526		895.804			(106.800)		(212.814)
132	PT Salvus Inti	54.971	5	4.844	4.058	3.592.445	121.569	88.771	53	86.119	132.796	(66.828)	(48)	(77.927)	(128.738)	(68.724)
133	PT Royal Impetium Broker Services	428.100	469.812	598.725	656.497	646.196	437.423	436.189	54.112	572.723	622.875	(9.323)	53.624	57.613	83.774	23.321
134	PT Safe Insurance Brokers			333.432	162.262	147.909			739.365	646.823	501.638			(405.933)	(486.561)	(383.729)
135	PT Saksama Aita	1.028.285	2.382.509	3.302.991	3.974.251	3.699.968	1.000.476	1.518.362	2.051.464	2.287.436	2.225.551	27.789	864.147	1.251.507	1.686.815	1.674.417
136	PT Sagita Miles Indonesia	1.681.811	801.001	1.390.089		2.293.322	2.031.831	781.154	1.386.469		1.846.691	(350.020)	19.847	3.621		446.631
137	PT Sarana Janesa Utama	30.045.228	27.748.279	32.757.357	44.109.772	47.337.842	20.092.671	20.053.891	25.569.276	39.859.854	41.409.646	9.952.557	7.695.088	7.198.081	4.249.918	5.928.196
138	PT Saibya Wahana Indonesia			1.979.937	3.392.333	5.325.897			1.856.063	2.684.775	3.706.092			123.844	707.558	1.619.805
139	PT Sedana Plusifit Servistama	6.325.223	7.325.587	10.216.843	13.677.420	21.906.601	6.001.000	6.653.637	9.539.394	13.292.295	19.138.192	324.223	671.950	677.509	385.125	2.788.409
140	PT Sehati Mitra Realita Indonesia Wali Nuisa	68.328	78.387	354.363	1.942.398	1.174.401	418.278	188.287	1.021.175	1.972.659	1.695.608	(349.950)	(108.890)	(666.811)	(30.261)	(481.207)
141	PT Sentana Mitra Kualita	897.952		1.722.402	3.236.817	2.796.130	806.266		1.670.857	2.365.757	2.583.753			51.545	851.060	212.377
142	PT Serpahan Pialang Asuransi															
143	PT Shinta Insewre	1.683.539	1.970.733	2.157.649	2.519.872	2.282.871	1.872.767	1.876.906	2.124.466	2.206.018	2.167.810	(189.228)	93.867	33.153	313.854	115.061
144	PT Sinar Perdana Asuransi	837.411	316.893	871.664	964.217	944.911	827.992	308.578	879.330	1.016.742	918.689	9.419	8.415	(7.466)	(62.525)	26.222
145	PT Sinerigi Adl Utama			362.996	383.296	631.592			353.293	393.705	605.959			9.703	(10.409)	26.023
146	PT Sinerigi Mitratama Proteksi				527.044	768.372				439.173	765.716				87.871	32.656
147	PT Sino Palapa Insurance Brokers	107.328	93.247	83.739	1.114.228	1.882.723	102.518	86.926	1.690.549	1.918.339	1.918.339	4.810	(4.525)	(2.187)	(576.321)	(35.616)
148	PT Talsman Insurance Brokers	22.512.323	25.779.233	24.449.657	40.413.046	47.589.128	18.599.430	21.672.000	21.112.576	35.346.309	40.448.429	3.912.883	4.107.643	3.337.881	5.066.737	7.140.899
149	PT Terrasan Indonesia	57.442	1.022.854	803.514	230.861		995.304	682.186	427.863	233.321		(941.862)	410.688	375.551	(2.360)	
150	PT Tigara Mitra Sejahtera			86.513	79.158	100.087				74.043	95.953			8.985	5.115	4.134
151	PT Tri Dharma Proteksi	3.628.188	4.839.688	4.900.206	5.735.947	8.670.741	3.078.632	3.665.503	4.056.447	4.620.260	7.279.562	546.356	1.174.185	843.759	1.115.887	1.391.519
152	PT Trust Insurance Broker	293.961	67.225	255.057	377.303	525.035	1.318.107	1.298.393	1.648.335	834.161	512.319	(1.024.146)	(1.231.188)	(1.393.678)	(456.876)	12.716
153	PT Tugu Insurance Brokers	5.244.492	7.002.111	9.401.647	12.762.518	14.709.954	3.853.231	5.128.717	6.496.668	9.268.208	9.612.947	1.291.261	1.873.394	2.905.179	3.494.310	5.097.007
154	PT United Insurance Services	5.299.132	6.789.272	10.050.774	11.344.988	17.308.981	6.069.000	7.266.265	10.282.837	13.821.874	15.403.518	(769.955)	(466.903)	(232.063)	(2.476.885)	1.905.463
155	PT Vega Prima Insurindo	1.135.664	1.179.984	1.093.479	1.191.386	1.206.002	934.048	896.530	746.649	719.987	927.285	201.616	282.865	347.629	471.401	278.716
156	PT Visi Bersama Sentanu	1.380.872	801.327	1.152.490	1.157.577	1.362.357	1.646.367	677.149	849.058	1.011.527	1.114.710	(255.515)	124.178	303.432	146.050	247.847
157	PT Web Proteksi Suisando	618.036	517.423	675.606	901.273	979.415	596.707	470.559	489.852	839.853	928.025	21.329	46.864	181.754	61.420	51.390
<b>JUMLAH / SUBTOTAL</b>		<b>612.347.308</b>	<b>640.195.445</b>	<b>833.856.156</b>	<b>973.644.059</b>	<b>1.244.616.980</b>	<b>456.042.074</b>	<b>469.861.613</b>	<b>670.169.681</b>	<b>864.745.902</b>	<b>891.777.446</b>	<b>156.306.234</b>	<b>170.333.822</b>	<b></b>		

NO.	NAMA PERUSAHAAN NAME OF COMPANIES (2)	PENDAPATAN INCOMES					BIAYA-BIAYA EXPENSES					LABA/RUGI PROFIT/(LOSS)						
		2010	2011	2013	2014	2015	2010	2011	2012	2013	2014	2015	2010	2011	2012	2013	2014	2015
(1)		-3	-4	-5	-6	-7	-8	-9	-10	-11	-12	-13	-14	-15	-16	-17		
<b>PERUSAHAAN PIANG ASURANSI PATUNGAN JOINT VENTURE/INSURANCE BROKERS</b>																		
1	PT AON Indonesia	51.515.560	3.929.235	80.474.932	106.186.240	117.636.446	35.903.942	2.826.476	62.487.160	77.287.875	84.112.334	15.611.618	1.102.759	17.977.772	30.886.365	33.524.112		
2	PT Howden Insurance Brokers Indonesia	7.308.066	14.042.304	19.839.063	19.839.063	29.974.440	7.561.750	11.679.668	16.695.009	20.932.394	29.012.581	(253.684)	2.362.636	(2.314.776)	(1.093.331)	961.959		
3	PT Jardine Lloyd Thompson	66.814.057	68.581.391	73.499.257	72.738.876	83.150.909	34.864.453	41.109.103	61.491.946	63.678.040	66.329.185	30.949.894	27.472.288	12.007.311	9.160.836	16.821.724		
4	PT Marsh Indonesia	91.632.080	125.642.962	137.942.413	175.265.079	190.801.526	83.735.671	89.340.980	113.071.468	114.400.533	121.680.155	7.896.209	36.501.680	24.824.914	58.864.946	69.121.371		
5	PT Marsh Insurance Service Indonesia	2.383.791	3.994.478	5.006.954	6.094.250	6.686.378	1.217.277	1.044.451	2.196.534	2.701.162	3.174.055	1.166.514	2.890.027	2.811.020	3.724.068	4.271.253		
6	PT Toyota Tsusho Insurance Broker Indonesia	5.502.406	8.327.833	13.582.048	19.462.365	24.338.038	4.515.275	5.981.285	8.666.348	12.008.841	14.305.143	987.131	2.366.648	4.916.700	6.863.524	10.032.895		
7	PT Willis Indonesia	59.390.147	60.012.081	55.804.766	70.966.733	60.747.894	32.935.790	32.948.745	43.486.935	50.245.700	51.595.676	26.454.357	27.063.336	12.317.831	20.721.033	9.152.318		
<b>JUMLAH / SUBTOTAL</b>		<b>283.546.107</b>	<b>284.530.084</b>	<b>380.891.203</b>	<b>470.552.606</b>	<b>513.337.631</b>	<b>200.734.388</b>	<b>184.910.710</b>	<b>308.050.430</b>	<b>341.423.545</b>	<b>369.452.098</b>	<b>82.811.760</b>	<b>99.619.374</b>	<b>72.940.772</b>	<b>129.129.061</b>	<b>145.885.532</b>		
<b>PERUSAHAAN PIANG REASURANSI REINSURANCE BROKERS</b>																		
1	PT Adhi Lintas Tenaga	7.325.430	9.728.665	9.804.588	14.286.947	11.920.648	5.656.329	8.334.914	8.744.824	11.986.228	8.944.807	1.669.101	1.395.751	1.060.064	2.270.719	2.975.841		
2	PT Adhi Pratama Asia	641.562	648.927	976.842	1.210.681	1.892.142	522.191	737.374	745.109	938.911	1.494.283	119.371	(86.847)	233.733	271.770	397.859		
3	PT AON Benfield Indonesia	6.688.974	3.929.235	5.308.823	9.315.999	9.380.146	3.073.502	2.826.476	3.033.952	5.463.165	5.508.539	3.696.472	1.102.759	2.274.871	3.852.834	3.871.008		
4	PT Artha Dana Mandiri	3.725.352	3.685.891	3.554.082	4.208.560	3.134.971	3.256.489	3.305.639	3.416.204	3.943.655	3.103.961	468.863	380.252	137.888	284.925	311.010		
5	PT Asuransi Binjaya	3.814.987	4.073.962	5.450.047	7.280.199	7.280.199	3.564.649	3.496.666	4.321.783	5.933.426	-	249.938	577.896	1.128.264	1.346.773	-		
6	PT Best One Asse Reinsurance Brokers	59.043	1.742.583	2.520.034	3.596.315	3.596.315	206.630	1.719.188	1.697.661	2.519.053	3.551.071	(147.586)	23.375	7.884	961	45.244		
7	PT Chartered Reinsurance Brokers	169.597	307.696	705.646	252.919	169.597	-	502.646	174.850	165.683	-	-	-	(194.950)	78.069	3.914		
8	PT Cipta Colemont Asia Reinsurance Broker	332.100	964.346	1.534.720	1.757.296	1.851.385	746.422	859.850	1.680.760	1.287.704	1.487.676	(414.322)	104.496	(156.040)	469.592	363.709		
9	PT Dharma Pialang Reasuransi***	-	-	28.278	417.842	2.924.552	-	-	280.519	1.249.753	2.025.149	-	-	(231.242)	(831.910)	899.403		
10	PT Energi Mandiri Internasional	2.789.190	3.110.117	3.783.882	5.147.142	7.692.825	1.979.081	2.402.358	3.185.656	4.536.661	6.717.652	790.109	707.759	598.226	610.461	975.173		
11	PT Esa Bina Sejaht	-	-	953.800	-	-	-	-	1.397.093	-	132.819	-	-	(443.293)	-	(132.819)		
12	PT Fortice Adhiana	1.862.017	2.512.381	3.243.887	2.737.064	1.844.404	1.715.305	1.911.661	2.679.490	3.176.387	2.342.051	146.712	600.720	584.397	(439.323)	(497.647)		
13	PT Handler Indonesia	509.249	983.928	1.875.355	1.642.223	1.834.141	498.258	955.401	1.849.886	1.614.256	1.681.266	10.991	28.527	28.769	27.967	152.875		
14	PT Holmes Reinsurance Brokers	11.082.642	-	3.924.370	3.940.966	13.052.977	9.892.445	-	1.887.763	1.758.319	2.397.052	1.200.197	-	2.036.605	2.182.647	10.655.925		
15	PT IBS Reinsurance Brokers	1.552.523	2.606.514	4.809.654	4.809.654	4.809.654	1.936.959	1.565.774	2.385.773	2.954.045	3.439.147	(384.436)	1.041.140	2.423.881	2.925.920	5.157.916		
16	PT Igna Asia	8.154.339	10.267.574	12.511.118	15.689.762	16.586.480	4.993.552	6.453.745	8.451.079	9.722.423	9.054.915	3.160.787	3.833.829	4.080.039	5.977.339	7.531.575		
17	PT Jasa Cipta Rembaka	(2.398.217)	2.994.171	1.355.429	-	-	2.122.008	1.755.223	1.414.661	-	-	(4.520.315)	1.238.948	(59.232)	-	-		
18	PT Mega Jasa Reinsurance Brokers	10.753.713	10.107.947	10.662.291	11.728.211	8.922.100	7.950.673	7.096.020	8.241.417	9.287.084	6.370.182	2.903.040	3.011.927	2.420.874	2.441.127	2.551.918		
19	PT Paragon Reinsurance Brokers	154.688	733.863	602.603	51.223	894.686	130.444	923.236	861.804	606.250	670.485	24.244	(188.273)	(259.201)	(565.027)	264.181		
20	PT Parare Internasional	1.875.164	1.012.374	1.504.555	1.016.879	1.525.559	1.711.616	1.509.127	1.409.363	1.013.405	611.629	163.548	(496.753)	95.192	3.475	(459.070)		
21	PT Pialang Reasuransi Doka Indonesia	4.175.226	3.072.875	2.231.095	2.195.828	2.286.134	2.751.746	2.569.667	2.417.027	2.311.141	2.221.911	1.423.480	513.208	(185.932)	(115.313)	64.223		
22	PT Proteksi Wahana Senbosa	-	-	1.975.706	2.388.026	3.621.552	-	-	1.822.019	1.919.944	2.895.796	-	-	-	157.687	446.082		
23	PT Simas Reinsurance Brokers	5.353.073	10.171.049	15.664.011	16.468.074	20.632.126	1.402.680	5.168.556	8.426.941	8.697.975	11.400.132	3.950.462	5.002.493	7.237.070	7.770.099	9.131.994		
24	PT Surya Segitara Makmur Perdana	-	-	-	-	-	-	-	-	-	-	-	-	-	-	-		
25	PT Taala Re International	102.770	2.063.119	2.055.650	2.623.671	1.709.514	100.209	2.011.526	1.886.522	2.591.937	1.307.741	2.561	51.593	169.128	31.734	401.775		
26	PT Timily Re	4.756.652	4.848.386	5.890.872	7.324.910	10.964.129	4.807.332	4.445.567	5.216.630	6.897.797	9.013.126	149.320	402.819	474.242	737.113	1.951.003		
27	PT United Pialang Reasuransi	26.377	264.366	187.223	10.839	10.212	15.479	225.511	188.806	264.389	527.010	-	-	10.888	417	(253.550)		
28	PT Viva Broker Reasuransi Indonesia	-	-	-	370.452	46.473	-	-	1.464.136	-	-	-	-	-	(223.696)	(1.417.768)		
29	PT Marsh Reinsurance Brokers Indonesia	1.219.115	1.176.653	6.339.365	5.036.107	9.404.745	1.075.959	2.693.222	3.251.948	3.328.596	8.298.803	143.157	(1.516.269)	3.087.437	1.707.511	1.145.942		
<b>JUMLAH / SUBTOTAL</b>		<b>74.615.568</b>	<b>80.718.976</b>	<b>109.975.531</b>	<b>130.933.189</b>	<b>149.556.426</b>	<b>59.799.958</b>	<b>62.955.701</b>	<b>83.165.128</b>	<b>99.111.708</b>	<b>103.278.996</b>	<b>14.804.713</b>	<b>17.735.248</b>	<b>26.820.402</b>	<b>31.821.481</b>	<b>46.276.429</b>		
<b>JUMLAH SELURUHNYA / GRAND TOTAL</b>		<b>970.888.984</b>	<b>1.005.444.504</b>	<b>1.354.331.869</b>	<b>1.575.129.854</b>	<b>1.907.510.037</b>	<b>716.576.389</b>	<b>717.728.023</b>	<b>1.061.375.240</b>	<b>1.295.281.185</b>	<b>1.364.508.542</b>	<b>253.921.697</b>	<b>287.686.464</b>	<b>262.956.650</b>	<b>279.848.699</b>	<b>545.001.495</b>		





## *Kritik dan Saran*

Kritik dan saran dapat disampaikan kepada/*Critics and suggestion can be submitted to:*  
Direktorat Statistik dan Informasi Industri Keuangan Non Bank  
Gedung Menara Merdeka Lantai 22 - 23, Jalan Budi Kemuliaan I No. 2 Jakarta Pusat 10110  
email: [dsib@ojk.go.id](mailto:dsib@ojk.go.id)



**OTORITAS JASA KEUANGAN**

Direktorat Statistik & Informasi IKNB  
Gedung Menara Merdeka Lantai 22 - 23  
Jalan Budi Kemuliaan I No. 2  
Jakarta Pusat 10110

[www.ojk.go.id](http://www.ojk.go.id)